

2016 GPS SWIMMING CHAMPIONSHIPS OFFICIAL PROGRAM

3RD JUNIOR CARNIVAL (10 Years & Under - 12 Years & Under)
Commencing at 9.30am

93RD CARNIVAL (13 Years & Under - Open)
Commencing at 3.00pm

Brisbane Aquatic Centre, Friday 4th March 2016

COST: \$7.00 (Including GST)



COMPETING SCHOOLS



IPSWICH GRAMMAR SCHOOL

Established 1863
RED and WHITE



BRISBANE GRAMMAR SCHOOL

Established 1867
LIGHT BLUE and DARK BLUE



GREGORY TERRACE

Established 1875
RED and BLACK



TOOWOOMBA GRAMMAR SCHOOL

Established 1875
BLUE and GOLD



NUDGEE COLLEGE

Established 1891
ROYAL BLUE and WHITE



THE SOUTHPORT SCHOOL

Established 1901
MAROON, NAVY BLUE and WHITE



BRISBANE BOYS' COLLEGE

Established 1902
GREEN, WHITE and BLACK



ANGLICAN CHURCH GRAMMAR SCHOOL

Established 1912
BLUE and GREY



BRISBANE STATE HIGH SCHOOL

Established 1921
CERISE and BLUE

WELCOME

It is a pleasure to welcome all competitors, spectators and staff of our nine member schools to this year's GPS Swimming Championship events.

Two sessions will be held 'Junior GPS' [10Years & U - 12 Years & U] in the morning and the Senior carnival event for [13 Years & U - Open] in the afternoon.

The value of sport for the GPS Association rests in the fact that it "fosters a spirit of fellowship" amongst member schools.

The GPS community is unique in that we may have intense rivalries for competition yet you can build amazing and special friendships that you may have all throughout your lives.

Today, each swimmer will get to be a hero in their lane. We trust that all swimmers can learn to support those who need encouragement, applaud those who are succeeding, and be inspired by the work of others.

We wish all competitors well for their respective events.

CONTENTS

PAGE 1	Welcome and Contents
PAGE 2	Competitors Starting Instructions
	Exiting Procedure, Bus Pick Up Area Procedure
PAGE 3 - 4	GPS Swimming Program (Order of Events) 10 Years & Under - 12 Years & Under
PAGE 5 - 13	Program (Start List) 10 Years & Under - 12 Years & Under
PAGE 14 - 15	Champion School Points Scoring Table 10 Years & Under - 12 Years & Under
PAGE 16	GPS Swimming Record Holders 10 Years & Under - 12 Years & Under
PAGE 17 - 21	GPS Swimming History of Results 10 Years & Under - 12 Years & Under
Page 22 - 23	GPS Swimming Program (Order of Events) 13 Years & Under - Open
PAGE 24	GPS Swimming Record Holders 13 Years & Under - Open
PAGE 25 - 33	Program (Start List) - 13 Years & Under - Open
PAGE 34	Champion School Points Scoring Table 13 Years & Under - Open
PAGE 35	GPS Swimming Champion Schools - First Three Schools
PAGE 36 - 64	GPS Swimming History of Results - 13 Years & Under - Open
PAGE 65 - 66	Records of Old Events
PAGE 67 - 70	History of GPS Premiers
PAGE 71 - 73	Fire and Emergency Evacuation Procedures
PAGE 74	Parking Plan
PAGE 75	Acknowledgements
PAGE 76	Technical Officials from Swimming Queensland

COMPETITORS' STARTING INSTRUCTIONS

1. Consistent with the amended provisions of The Swimming Rules, the Starter will not necessarily brief competitors on his requirements before the Start.
2. The Referee will give a long, drawn out crescendo blast on the whistle to signal competitors to take up a position on their blocks, or, in the case of a Backstroke event, to come to their starting positions in the water.
3. Feet first entry to the pool will apply to all backstroke events.
4. When requested by the Check Starter, the competitors will move in a group onto the Pool-deck each to a position immediately behind his/her Lane Starting Block.
5. After the competitors have placed themselves behind their respective blocks, the announcer will make the appropriate introductions.
6. The Starter will give the precautionary command "Take your marks". Competitors will immediately take up their starting positions at the front of the starting block, or, in the case of a Backstroke event, their starting positions in the water, and REMAIN STATIONARY.
7. When all competitors are stationary the Starter will give the starting signal.
8. Competitors must finish in the lane in which they start. They will remain in the water in their lanes at the finish of the event until a signal is received from the Referee to leave the water.
9. The False Start Rules will be applied in this way:
 - (a) A swimmer who dives into the pool before ASSUMING AND HOLDING his starting position prior to the signal to start is liable to disqualification on the recommendation of the Starter and with the concurrence of the Referee.
 - (b) A swimmer who is told to 'stand up' and who then wilfully dives into the pool after the order is given would contravene the "wilfully disobeying an order" rule and consequently is liable to disqualification on the recommendation of the Starter and the concurrence of the Referee.
 - (c) A swimmer who overbalances and falls into the pool after being told to 'stand up' is not, however, in contravention of the "wilfully disobeying an order" ruling.

Junior GPS (10 Years & Under -12 Years & Under)

- In this meet, the Two Start Rule will apply.
- If the swimmer is showing intent to swim the stroke correctly, Referees will make every effort to avoid disqualifying swimmers. The referee will talk to the swimmer through the competition should a minor infringement occur.

Years 7 - 12 (13 Years & Under - Open)

- In this meet, starts will be in accordance with the F.I.N.A. International Rules.
- THE ONE START RULE SHALL APPLY THROUGHOUT THE WHOLE OF THE MEET.
- Any relay team shall be disqualified from a race if a team member, other than the swimmer designated to swim that length, enters the water when the race is being conducted, before all swimmers of all teams have finished the race.

BARRACKING: Shortly before the commencement of each event a whistle will be blown to serve as a request to all supporters to refrain from making any noise until the *competitors have entered the water*.

EXITING PROCEDURE

We will do a staggered departure from the venue once the event is completed and this will be co-ordinated through announcements made over the PA by our Announcer.

The order will be from the Western Grandstand – Scoreboard end to Dive Pool end, followed by the Eastern Grandstand Scoreboard end to Dive Pool end. To allow furthest travelling schools to depart first:

1. TGS 2. TSS 3. IGS 4. BGS 5. BBC 6. ACGS 7. BSHS 8. GT 9. NC

Each school must ensure that at least 2 persons supervise students walking to the buses and with bus loading.

BUS PICK UP AREA PROCEDURE

A Bus Pick-Up Marshall [School Event Official] has been assigned to help with the orderly and safe departure of buses based upon the staggered exit order from the venue.

GPS SWIMMING PROGRAM

TIMING AND ORDER OF EVENTS 10 Years & Under - 12 Years & Under

Event No	Time	Age Group	Stroke	Distance	Division	Comment
1	9:30am	10 Yrs & U	Freestyle	100m	2	2 mins per event
2	9:32am	10 Yrs & U	Freestyle	100m	1	
3	9:34am	11 Yrs & U	Freestyle	100m	2	
4	9:36am	11 Yrs & U	Freestyle	100m	1	
5	9:38am	12 Yrs & U	Freestyle	100m	2	
6	9:40am	12 Yrs & U	Freestyle	100m	1	
7	9:42am	10 Yrs & U	Breaststroke	50m	4	1:30 mins per event
8		10 Yrs & U	Breaststroke	50m	3	
9	9:45am	10 Yrs & U	Breaststroke	50m	2	
10		10 Yrs & U	Breaststroke	50m	1	
11	9:48am	11 Yrs & U	Breaststroke	50m	4	
12		11 Yrs & U	Breaststroke	50m	3	
13	9:51am	11 Yrs & U	Breaststroke	50m	2	
14		11 Yrs & U	Breaststroke	50m	1	
15	9:54am	12 Yrs & U	Breaststroke	50m	4	
16		12 Yrs & U	Breaststroke	50m	3	
17	9:57am	12 Yrs & U	Breaststroke	50m	2	
18		12 Yrs & U	Breaststroke	50m	1	
19	10:00am	10 Yrs & U	Freestyle	50m	8	1:30 mins per event
20		10 Yrs & U	Freestyle	50m	7	
21	10:03am	10 Yrs & U	Freestyle	50m	6	
22		10 Yrs & U	Freestyle	50m	5	
23	10:06am	10 Yrs & U	Freestyle	50m	4	
24		10 Yrs & U	Freestyle	50m	3	
25	10:09am	10 Yrs & U	Freestyle	50m	2	
26		10 Yrs & U	Freestyle	50m	1	
27	10:12am	11 Yrs & U	Freestyle	50m	8	
28		11 Yrs & U	Freestyle	50m	7	
29	10:15am	11 Yrs & U	Freestyle	50m	6	
30		11 Yrs & U	Freestyle	50m	5	
31	10:18am	11 Yrs & U	Freestyle	50m	4	
32		11 Yrs & U	Freestyle	50m	3	
33	10:21am	11 Yrs & U	Freestyle	50m	2	
34		11 Yrs & U	Freestyle	50m	1	
35	10:24am	12 Yrs & U	Freestyle	50m	8	
36		12 Yrs & U	Freestyle	50m	7	
37	10:27am	12 Yrs & U	Freestyle	50m	6	

GPS SWIMMING PROGRAM

TIMING AND ORDER OF EVENTS 10 Years & Under - 12 Years & Under

Event No	Time	Age Group	Stroke	Distance	Division	Comment
38		12 Yrs & U	Freestyle	50m	5	1:30 mins per event
39	10:30am	12 Yrs & U	Freestyle	50m	4	
40		12 Yrs & U	Freestyle	50m	3	
41	10:33am	12 Yrs & U	Freestyle	50m	2	
42		12 Yrs & U	Freestyle	50m	1	
43	10:36am	10 Yrs & U	Backstroke	50m	4	1:30 mins per event
44		10 Yrs & U	Backstroke	50m	3	
45	10:39am	10 Yrs & U	Backstroke	50m	2	
46		10 Yrs & U	Backstroke	50m	1	
47	10:42am	11 Yrs & U	Backstroke	50m	4	
48		11 Yrs & U	Backstroke	50m	3	
49	10:45am	11 Yrs & U	Backstroke	50m	2	
50		11 Yrs & U	Backstroke	50m	1	
51	10:48am	12 Yrs & U	Backstroke	50m	4	1:30 mins per event
52		12 Yrs & U	Backstroke	50m	3	
53	10:51am	12 Yrs & U	Backstroke	50m	2	
54		12 Yrs & U	Backstroke	50m	1	
55	10:54am	10 Yrs & U	Butterfly	50m	2	
56		10 Yrs & U	Butterfly	50m	1	1:30 mins per event
57	10:57am	11 Yrs & U	Butterfly	50m	2	
58		11 Yrs & U	Butterfly	50m	1	
59	11:00am	12 Yrs & U	Butterfly	50m	2	
60		12 Yrs & U	Butterfly	50m	1	6 mins per event
61	11:03am	10 Yrs & U	Freestyle Relay	4 x 50m	1	
62	11:09am	10 Yrs & U	Medley Relay	4 x 50m	1	
63	11:15am	11 Yrs & U	Freestyle Relay	4 x 50m	1	
64	11:21am	11 Yrs & U	Medley Relay	4 x 50m	1	
65	11:27am	12 Yrs & U	Freestyle Relay	4 x 50m	2	
66	11:33am	12 Yrs & U	Freestyle Relay	4 x 50m	1	
67	11:39am	12 Yrs & U	Medley Relay	4 x 50m	1	
12 noon		Presentation of the Trophy				

NB: The Championships are to be conducted in one day in Sessions for age groupings (10Yrs & U – 12 Yrs & U) and (13 Yrs & U - Open). The eligibility criteria for Y5&6 students is they cannot compete in Session 2 (13 Yrs & U - Open), but Year 7's who meet the criteria to compete in the 12 Yrs & U age group can compete in the (10Yrs & U – 12 Yrs & U) event. A Year 7 student may only compete in one Championship event.

GPS SWIMMING START LIST

10 Years & Under - 12 Years & Under

Event 1 Boys 10 & Under 100 LC Metre Freestyle Division 2

To start at 9.30am

Lane	Name	Age	Team	Time
1	B Fletcher	10	GT	_____
4	T Tasker	10	ACGS	_____
5	T Goff-Sassen	10	TSS	_____
6	A Black	10	TGS	_____
7	B Jennison	10	BBC	_____
8	R Keeley	10	BGS	_____
9	C F Sutcliffe	10	NC	_____

Event 2 Boys 10 & Under 100 LC Metre Freestyle Division 1

To start at 9.32am

GPS Record: 1:13.42 6/03/2015 T Brentnall, BBC

Lane	Name	Age	Team	Time
1	M Pilgrim	10	GT	_____
4	E McCartney	10	ACGS	_____
5	C R Murakami	10	TSS	_____
6	C Oates	10	TGS	_____
7	A Thomson	10	BBC	_____
8	R Mellick	10	BGS	_____
9	B J McKittrick	10	NC	_____

Event 3 Boys 11 & Under 100 LC Metre Freestyle Division 2

To start at 9.34am

Lane	Name	Age	Team	Time
1	W Joseph	11	GT	_____
3	T M Francis	11	IGS	_____
4	D O'Sullivan	11	ACGS	_____
5	W B Marshall	11	TSS	_____
6	H Pollock	11	TGS	_____
7	H Moore	11	BBC	_____
8	E Sommerville	11	BGS	_____
9	E W Burton	11	NC	_____

Event 4 Boys 11 & Under 100 LC Metre Freestyle Division 1

To start at 9.36am

GPS Record: 1:10.51 7/03/2014 B Reilly, TGS

Lane	Name	Age	Team	Time
1	B Fairley	11	GT	_____
3	A T Conn	11	IGS	_____
4	C O'Connell	11	ACGS	_____
5	K M Skipps	11	TSS	_____
6	J Rei	11	TGS	_____
7	T Brentnall	11	BBC	_____
8	A McLeod	11	BGS	_____
9	T J Herbert	11	NC	_____

Event 5 Boys 12 & Under 100 LC Metre Freestyle Division 2

To start at 9.38am

Lane	Name	Age	Team	Time
1	W Voltz	12	GT	_____
2	L Hatherell	12	BSHS	_____
3	J J Williams	12	IGS	_____
4	A Kirk	12	ACGS	_____
5	W J Ell	12	TSS	_____
6	A Craig	12	TGS	_____
7	L McGowan	12	BBC	_____
8	D Weightman	12	BGS	_____
9	R J Zelensky	12	NC	_____

Event 6 Boys 12 & Under 100 LC Metre Freestyle Division 1

To start at 9.40am

GPS Record: 1:04.52 7/03/2014 J Bible, ACGS

Lane	Name	Age	Team	Time
1	X Moloney	12	GT	_____
2	R Lachlan	12	BSHS	_____
3	C L Bonney	12	IGS	_____
4	E Rehbein	12	ACGS	_____
5	W O Thilwind	12	TSS	_____
6	R Geldenhuys	12	TGS	_____
7	J Gersekowski	12	BBC	_____
8	W Jordan	12	BGS	_____
9	J J Nelson	12	NC	_____

Event 7 Boys 10 & Under 50 LC Metre Breaststroke Division 4

To start at 9.42am

GPS Record: 50.54 7/03/2014 T Hedges, BBC

Lane	Name	Age	Team	Time
1	T Connors	10	GT	_____
3	A J Long	10	IGS	_____
4	N Lacheca	10	ACGS	_____
5	D Chen	10	TSS	_____
6	A Black	10	TGS	_____
7	A McDonald	10	BBC	_____
8	S Forbes	10	BGS	_____
9	J D Weaver	10	NC	_____

Event 8 Boys 10 & Under 50 LC Metre Breaststroke Division 3

Lane	Name	Age	Team	Time
1	H Panizza	10	GT	_____
4	W Brett	10	ACGS	_____
5	B J Tzannes	10	TSS	_____
6	C Oates	10	TGS	_____
7	B Jennison	10	BBC	_____
8	H Wang	10	BGS	_____
9	C F Sutcliffe	10	NC	_____

GPS SWIMMING START LIST

10 Years & Under - 12 Years & Under

Event 9 Boys 10 & Under 50 LC Metre Breaststroke Division 2

To start at 9.45am

Lane	Name	Age	Team	Time
1	J Collins	10	GT	_____
4	E McCartney	10	ACGS	_____
5	P Tones	10	TSS	_____
6	C Randall	10	TGS	_____
7	A Thomson	10	BBC	_____
8	E Rimmington	10	BGS	_____
9	J J McBride	10	NC	_____

Event 10 Boys 10 & Under 50 LC Metre Breaststroke Division 1

Lane	Name	Age	Team	Time
1	M Pilgrim	10	GT	_____
4	W Dollar	10	ACGS	_____
5	C R Murakami	10	TSS	_____
6	N Taylor	10	TGS	_____
7	J De Stefani	10	BBC	_____
8	D Johnson	10	BGS	_____
9	B J McKittrick	10	NC	_____

Event 11 Boys 11 & Under 50 LC Metre Breaststroke Division 4

To start at 9.48am

Lane	Name	Age	Team	Time
1	R Lincoln	11	GT	_____
3	T Brown	11	IGS	_____
4	C Austin	11	ACGS	_____
5	C Cartisano	11	TSS	_____
6	A Fischer	11	TGS	_____
7	J Alexander	11	BBC	_____
8	C Munday	11	BGS	_____
9	S P Aggs	11	NC	_____

Event 12 Boys 11 & Under 50 LC Metre Breaststroke Division 3

Lane	Name	Age	Team	Time
1	W Nash	11	GT	_____
3	A T Conn	11	IGS	_____
4	W Collingwood	11	ACGS	_____
5	W B Marshall	11	TSS	_____
6	R Thornton	11	TGS	_____
7	F Mills	11	BBC	_____
8	N Michael	11	BGS	_____
9	J M Spiteri	11	NC	_____

Event 13 Boys 11 & Under 50 LC Metre Breaststroke Division 2

To start at 9.51am

Lane	Name	Age	Team	Time
1	T Druve	11	GT	_____
3	L A Briones	11	IGS	_____
4	D O'Sullivan	11	ACGS	_____
5	N T van der Laan	11	TSS	_____
6	J Rei	11	TGS	_____
7	H Moore	11	BBC	_____
8	E Sommerville	11	BGS	_____
9	M A Carlow	11	NC	_____

Event 14 Boys 11 & Under 50 LC Metre Breaststroke Division 1

GPS Record: 42.49 7/03/2014 J Boreham, ACGS

Lane	Name	Age	Team	Time
1	B Fairley	11	GT	_____
3	H J Blackledge	11	IGS	_____
4	M Kelley	11	ACGS	_____
5	K M Skipps	11	TSS	_____
6	H Pollock	11	TGS	_____
7	T Brentnall	11	BBC	_____
8	M McGuire	11	BGS	_____
9	O J Schuster	11	NC	_____

Event 15 Boys 12 & Under 50 LC Metre Breaststroke Division 4

To start at 9.54am

Lane	Name	Age	Team	Time
1	B Jackson	12	GT	_____
2	R Lachlan	12	BSHS	_____
3	D B McKelvie	12	IGS	_____
4	M Bond	12	ACGS	_____
5	T E Rossiter	11	TSS	_____
6	R Teahan	12	TGS	_____
7	L McGowan	12	BBC	_____
8	W Jessup	12	BGS	_____
9	M J Chippendale	12	NC	_____

Event 16 Boys 12 & Under 50 LC Metre Breaststroke Division 3

Lane	Name	Age	Team	Time
1	X Moloney	12	GT	_____
2	L Hatherell	12	BSHS	_____
3	L J Gale	12	IGS	_____
4	J Basham	12	ACGS	_____
5	E R Edwards	12	TSS	_____
6	A Craig	12	TGS	_____
7	J Bellette	12	BBC	_____
8	N Jones	12	BGS	_____
9	P C Dallimore	12	NC	_____

Event 17 Boys 12 & Under 50 LC Metre Breaststroke Division 2

To start at 9.57am

Lane	Name	Age	Team	Time
1	C Haywood-North	12	GT	_____
2	H Denning	12	BSHS	_____
3	T C Hurd	12	IGS	_____
4	Z Welsh	12	ACGS	_____
5	M S Kannemann	12	TSS	_____
6	M Crook	12	TGS	_____
7	C An	12	BBC	_____
8	W Jordan	12	BGS	_____
9	R J Zelensky	12	NC	_____

GPS SWIMMING START LIST

10 Years & Under - 12 Years & Under

Event 18 Boys 12 & Under 50 LC Metre Breaststroke Division 1

GPS Record: 38.95 6/03/2015 P Traynor, BBC

Lane	Name	Age	Team	Time
1	D Wright	12	GT	_____
2	A Lu	12	BSHS	_____
3	J J Williams	12	IGS	_____
4	E Rehbein	12	ACGS	_____
5	W J Ell	12	TSS	_____
6	R Geldenhuys	12	TGS	_____
7	J Gersekowski	12	BBC	_____
8	O Cathcart	12	BGS	_____
9	F M Schuster	12	NC	_____

Event 19 Boys 10 & Under 50 LC Metre Freestyle Division 8

To start at 10.00am

Lane	Name	Age	Team	Time
1	G Sheehan	10	GT	_____
3	A J Long	10	IGS	_____
4	D Gray	10	ACGS	_____
5	T A McClintock	10	TSS	_____
6	L Williams	10	TGS	_____
7	J MacDonald	10	BBC	_____
8	N Weightman	10	BGS	_____
9	D P Wright	10	NC	_____

Event 20 Boys 10 & Under 50 LC Metre Freestyle Division 7

Lane	Name	Age	Team	Time
1	J Menegazzo	10	GT	_____
4	N Lachecca	10	ACGS	_____
5	C J Carlos	10	TSS	_____
6	W Stone	10	TGS	_____
7	C Lennon	10	BBC	_____
8	D Johnson	10	BGS	_____
9	J Stacey	10	NC	_____

Event 21 Boys 10 & Under 50 LC Metre Freestyle Division 6

To start at 10.03am

Lane	Name	Age	Team	Time
1	H Panizza	10	GT	_____
4	W Dollar	10	ACGS	_____
5	J K Ryan	10	TSS	_____
6	C Randall	10	TGS	_____
7	A McDonald	10	BBC	_____
8	H Clifton	10	BGS	_____
9	A P O'Connor	10	NC	_____

Event 22 Boys 10 & Under 50 LC Metre Freestyle Division 5

Lane	Name	Age	Team	Time
1	J Collins	10	GT	_____
4	H Dart	10	ACGS	_____
5	B J Tzannes	10	TSS	_____
6	M Taylor	10	TGS	_____
7	B Austin	10	BBC	_____
8	E Rimmington	10	BGS	_____
9	X D Griffiths	10	NC	_____

Event 23 Boys 10 & Under 50 LC Metre Freestyle Division 4

To start at 10.06am

Lane	Name	Age	Team	Time
1	T Connors	10	GT	_____
4	W Brett	10	ACGS	_____
5	D Chen	10	TSS	_____
6	W Anderson	10	TGS	_____
7	Q Seymore	10	BBC	_____
8	W Gatehouse	10	BGS	_____
9	J D Weaver	10	NC	_____

Event 24 Boys 10 & Under 50 LC Metre Freestyle Division 3

Lane	Name	Age	Team	Time
1	N Wilson-Boyd	10	GT	_____
4	Z Turner	10	ACGS	_____
5	P Tones	10	TSS	_____
6	R Grimes	10	TGS	_____
7	J De Stefani	10	BBC	_____
8	H Wang	10	BGS	_____
9	J J McBride	10	NC	_____

Event 25 Boys 10 & Under 50 LC Metre Freestyle Division 2

To start at 10.09am

Lane	Name	Age	Team	Time
1	B Fletcher	10	GT	_____
4	E McCartney	10	ACGS	_____
5	T Goff-Sassen	10	TSS	_____
6	A Black	10	TGS	_____
7	B Jennison	10	BBC	_____
8	R Keeley	10	BGS	_____
9	C F Sutcliffe	10	NC	_____

Event 26 Boys 10 & Under 50 LC Metre Freestyle Division 1

GPS Record: 33.78 6/03/2015 T Brentnall, BBC

Lane	Name	Age	Team	Time
1	M Pilgrim	10	GT	_____
4	T Tasker	10	ACGS	_____
5	C R Murakami	10	TSS	_____
6	C Oates	10	TGS	_____
7	A Thomson	10	BBC	_____
8	R Mellick	10	BGS	_____
9	B J McKittrick	10	NC	_____

Event 27 Boys 11 & Under 50 LC Metre Freestyle Division 8

To start at 10.12am

Lane	Name	Age	Team	Time
1	A Ford	11	GT	_____
3	I N McAuliffe	11	IGS	_____
4	L Yakas	11	ACGS	_____
5	S J Sturgess	11	TSS	_____
6	N Beasley	11	TGS	_____
7	H McGregor	11	BBC	_____
8	T Logan	11	BGS	_____
9	A J Winton	11	NC	_____

GPS SWIMMING START LIST

10 Years & Under - 12 Years & Under

Event 28 Boys 11 & Under 50 LC Metre Freestyle Division 7

Lane	Name	Age	Team	Time
1	W Nash	11	GT	_____
3	E G Cameron	11	IGS	_____
4	H Swindle	11	ACGS	_____
5	B J Nickalls	11	TSS	_____
6	B Anderson	11	TGS	_____
7	T Doe	11	BBC	_____
8	C Munday	11	BGS	_____
9	L M Fletcher	11	NC	_____

Event 29 Boys 11 & Under 50 LC Metre Freestyle Division 6

To start at 10.15am

Lane	Name	Age	Team	Time
1	R Lincoln	11	GT	_____
3	K G Williams	11	IGS	_____
4	D McDonald	11	ACGS	_____
5	L J Whelan	11	TSS	_____
6	J Ridgway	11	TGS	_____
7	J Walk	11	BBC	_____
8	B Wang	11	BGS	_____
9	D R O'Hara	11	NC	_____

Event 30 Boys 11 & Under 50 LC Metre Freestyle Division 5

Lane	Name	Age	Team	Time
1	W Joseph	11	GT	_____
3	B J Goodwin	11	IGS	_____
4	A Ridgway	11	ACGS	_____
5	J L Sa	11	TSS	_____
6	A Fischer	11	TGS	_____
7	D Granzin	11	BBC	_____
8	M McGuire	11	BGS	_____
9	J M Spiteri	11	NC	_____

Event 31 Boys 11 & Under 50 LC Metre Freestyle Division 4

To start at 10.18am

Lane	Name	Age	Team	Time
1	T Druve	11	GT	_____
3	T M Francis	11	IGS	_____
4	M Kelley	11	ACGS	_____
5	Z W Howard	11	TSS	_____
6	R Thornton	11	TGS	_____
7	F Ayres	11	BBC	_____
8	H Nelson	11	BGS	_____
9	B C Stanton	11	NC	_____

Event 32 Boys 11 & Under 50 LC Metre Freestyle Division 3

Lane	Name	Age	Team	Time
1	X Slack	11	GT	_____
3	S C Moore	11	IGS	_____
4	C Austin	11	ACGS	_____
5	C Cartisano	11	TSS	_____
6	H Pollock	11	TGS	_____
7	H Moore	11	BBC	_____
8	N Michael	11	BGS	_____
9	A S Romano	11	NC	_____

Event 33 Boys 11 & Under 50 LC Metre Freestyle Division 2

To start at 10.21am

Lane	Name	Age	Team	Time
1	W Siddle	11	GT	_____
3	A T Conn	11	IGS	_____
4	D O'Sullivan	11	ACGS	_____
5	W B Marshall	11	TSS	_____
6	W Tinkler	11	TGS	_____
7	F Mills	11	BBC	_____
8	E Sommerville	11	BGS	_____
9	E W Burton	11	NC	_____

Event 34 Boys 11 & Under 50 LC Metre Freestyle Division 1

GPS Record: 31.74 7/03/2014 K Taylor, ACGS

Lane	Name	Age	Team	Time
1	B Fairley	11	GT	_____
3	H J Blackledge	11	IGS	_____
4	C O'Connell	11	ACGS	_____
5	K M Skippis	11	TSS	_____
6	J Rei	11	TGS	_____
7	T Brentnall	11	BBC	_____
8	A McLeod	11	BGS	_____
9	T J Herbert	11	NC	_____

Event 35 Boys 12 & Under 50 LC Metre Freestyle Division 8

To start at 10.24am

Lane	Name	Age	Team	Time
1	H Lane	12	GT	_____
2	E Zhou	12	BSHS	_____
3	J W Jenkins	12	IGS	_____
4	M Bond	12	ACGS	_____
5	R S Kennedy	12	TSS	_____
6	H Kenny	12	TGS	_____
7	I Jennings	12	BBC	_____
8	N Jones	12	BGS	_____
9	L A Rohan	12	NC	_____

Event 36 Boys 12 & Under 50 LC Metre Freestyle Division 7

Lane	Name	Age	Team	Time
1	B Jackson	12	GT	_____
2	C Cole	12	BSHS	_____
3	L J Gale	12	IGS	_____
4	J Basham	12	ACGS	_____
5	D Dybov	12	TSS	_____
6	R Teahan	12	TGS	_____
7	T Hedges	12	BBC	_____
8	P Holmes	12	BGS	_____
9	J L Maconochie	12	NC	_____

Event 37 Boys 12 & Under 50 LC Metre Freestyle Division 6

To start at 10.27am

Lane	Name	Age	Team	Time
1	C McGrath	12	GT	_____
2	H Denning	12	BSHS	_____
3	M F Sturges	12	IGS	_____
4	B Stieper	12	ACGS	_____
5	R B Winson	12	TSS	_____
6	A Mohr	12	TGS	_____
7	H Seiler	12	BBC	_____
8	L Mackay	12	BGS	_____
9	M J Chippendale	12	NC	_____

PROGRAM CORRECT AT TIME OF PRINTING

GPS SWIMMING START LIST

10 Years & Under - 12 Years & Under

Event 38 Boys 12 & Under 50 LC Metre Freestyle Division 5

Lane	Name	Age	Team	Time
1	T Fisher-Smith	12	GT	_____
2	T Gadalloff	12	BSHS	_____
3	T C Hurd	12	IGS	_____
4	C Sparkes	12	ACGS	_____
5	E R Edwards	12	TSS	_____
6	B Dight	12	TGS	_____
7	J Bellette	12	BBC	_____
8	C Stoneley	12	BGS	_____
9	F M Schuster	12	NC	_____

Event 39 Boys 12 & Under 50 LC Metre Freestyle Division 4

To start at 10.30am

Lane	Name	Age	Team	Time
1	C Haywood-North	12	GT	_____
2	R Lachlan	12	BSHS	_____
3	C J Baxter	12	IGS	_____
4	E Rehbein	12	ACGS	_____
5	M S Kannemann	12	TSS	_____
6	M Crook	12	TGS	_____
7	T Hartley	12	BBC	_____
8	O Cathcart	12	BGS	_____
9	C J Wallace	12	NC	_____

Event 40 Boys 12 & Under 50 LC Metre Freestyle Division 3

Lane	Name	Age	Team	Time
1	S Rapchuk	12	GT	_____
2	A Lu	12	BSHS	_____
3	J J Williams	12	IGS	_____
4	T Raspotnik	12	ACGS	_____
5	W J Eil	12	TSS	_____
6	R Brown	12	TGS	_____
7	L McGowan	12	BBC	_____
8	D Weightman	12	BGS	_____
9	P C Dallimore	12	NC	_____

Event 41 Boys 12 & Under 50 LC Metre Freestyle Division 2

To start at 10.33am

Lane	Name	Age	Team	Time
1	W Voltz	12	GT	_____
2	M Gibbs	12	BSHS	_____
3	K M Harrison	12	IGS	_____
4	A Kirk	12	ACGS	_____
5	W O Thilwind	12	TSS	_____
6	R Geldenhuys	12	TGS	_____
7	J Douglas	12	BBC	_____
8	G Sayer	12	BGS	_____
9	R J Zelensky	12	NC	_____

Event 42 Boys 12 & Under 50 LC Metre Freestyle Division 1

GPS Record: 29.60 6/03/2015 K Taylor, ACGS

Lane	Name	Age	Team	Time
1	X Moloney	12	GT	_____
2	L Hatherell	12	BSHS	_____
3	C L Bonney	12	IGS	_____
4	L Swift	12	ACGS	_____
5	Z A Crain	12	TSS	_____
6	A Craig	12	TGS	_____
7	J Gersekowski	12	BBC	_____
8	W Jordan	12	BGS	_____
9	J J Nelson	12	NC	_____

Event 43 Boys 10 & Under 50 LC Metre Backstroke Division 4

To start at 10.36am

Lane	Name	Age	Team	Time
1	J Collins	10	GT	_____
3	A J Long	10	IGS	_____
4	T Tasker	10	ACGS	_____
5	T J Webster	10	TSS	_____
6	C Randall	10	TGS	_____
7	Q Seymore	10	BBC	_____
8	H Wang	10	BGS	_____
9	C F Sutcliffe	10	NC	_____

Event 44 Boys 10 & Under 50 LC Metre Backstroke Division 3

Lane	Name	Age	Team	Time
1	T Connors	10	GT	_____
4	Z Turner	10	ACGS	_____
5	P Tones	10	TSS	_____
6	A Black	10	TGS	_____
7	J De Stefani	10	BBC	_____
8	W Gatehouse	10	BGS	_____
9	J D Weaver	10	NC	_____

Event 45 Boys 10 & Under 50 LC Metre Backstroke Division 2

To start at 10.39am

Lane	Name	Age	Team	Time
1	M Pilgrim	10	GT	_____
4	W Brett	10	ACGS	_____
5	C R Murakami	10	TSS	_____
6	R Grimes	10	TGS	_____
7	B Jennison	10	BBC	_____
8	R Keeley	10	BGS	_____
9	J J McBride	10	NC	_____

Event 46 Boys 10 & Under 50 LC Metre Backstroke Division 1

GPS Record: 41.83 7/03/2014 A Craig, TGS

Lane	Name	Age	Team	Time
1	B Fletcher	10	GT	_____
4	E McCartney	10	ACGS	_____
5	T Goff-Sassen	10	TSS	_____
6	C Oates	10	TGS	_____
7	A Thomson	10	BBC	_____
8	R Mellick	10	BGS	_____
9	X D Griffiths	10	NC	_____

GPS SWIMMING START LIST

10 Years & Under - 12 Years & Under

Event 47 Boys 11 & Under 50 LC Metre Backstroke Division 4

To start at 10.42am

Lane	Name	Age	Team	Time
1	W Siddle	11	GT	_____
3	L A Briones	11	IGS	_____
4	D O'Sullivan	11	ACGS	_____
5	Z W Howard	11	TSS	_____
6	W Tinkler	11	TGS	_____
7	F Harris	11	BBC	_____
8	M Lodge	11	BGS	_____
9	D R O'Hara	11	NC	_____

Event 48 Boys 11 & Under 50 LC Metre Backstroke Division 3

Lane	Name	Age	Team	Time
1	X Slack	11	GT	_____
3	S C Moore	11	IGS	_____
4	M La Caze	11	ACGS	_____
5	C Cartisano	11	TSS	_____
6	A Fischer	11	TGS	_____
7	D Granzin	11	BBC	_____
8	T Logan	11	BGS	_____
9	E W Burton	11	NC	_____

Event 49 Boys 11 & Under 50 LC Metre Backstroke Division 2

To start at 10.45am

Lane	Name	Age	Team	Time
1	T Druve	11	GT	_____
3	H J Blackledge	11	IGS	_____
4	C O'Connell	11	ACGS	_____
5	W B Marshall	11	TSS	_____
6	R Thornton	11	TGS	_____
7	H Moore	11	BBC	_____
8	E Sommerville	11	BGS	_____
9	J M Spiteri	11	NC	_____

Event 50 Boys 11 & Under 50 LC Metre Backstroke Division 1

GPS Record: 38.46 6/03/2015 A Craig, TGS

Lane	Name	Age	Team	Time
1	B Fairley	11	GT	_____
3	A T Conn	11	IGS	_____
4	A Munro	11	ACGS	_____
5	K M Skipps	11	TSS	_____
6	H Pollock	11	TGS	_____
7	T Brentnall	11	BBC	_____
8	A McLeod	11	BGS	_____
9	T J Herbert	11	NC	_____

Event 51 Boys 12 & Under 50 LC Metre Backstroke Division 4

To start at 10.48am

Lane	Name	Age	Team	Time
1	C McGrath	12	GT	_____
2	A Lu	12	BSHS	_____
3	L J Gale	12	IGS	_____
4	E Rehbein	12	ACGS	_____
5	Z A Crain	12	TSS	_____
6	A Mohr	12	TGS	_____
7	L McGowan	12	BBC	_____
8	P Holmes	12	BGS	_____
9	F M Schuster	12	NC	_____

Event 52 Boys 12 & Under 50 LC Metre Backstroke Division 3

Lane	Name	Age	Team	Time
1	C Haywood-North	12	GT	_____
2	G Gaind	12	BSHS	_____
3	C J Baxter	12	IGS	_____
4	C Sparkes	12	ACGS	_____
5	M S Kannemann	12	TSS	_____
6	R Brown	12	TGS	_____
7	T Hartley	12	BBC	_____
8	C Stoneley	12	BGS	_____
9	L A Rohan	12	NC	_____

Event 53 Boys 12 & Under 50 LC Metre Backstroke Division 2

To start at 10.51am

Lane	Name	Age	Team	Time
1	S Rapchuk	12	GT	_____
2	L Hatherell	12	BSHS	_____
3	C L Bonney	12	IGS	_____
4	J Basham	12	ACGS	_____
5	W J Eil	12	TSS	_____
6	A Craig	12	TGS	_____
7	J Gersekowski	12	BBC	_____
8	L Mackay	12	BGS	_____
9	R J Zelensky	12	NC	_____

Event 54 Boys 12 & Under 50 LC Metre Backstroke Division 1

GPS Record: 34.72 6/03/2015 C Schoorl, TGS

Lane	Name	Age	Team	Time
1	X Moloney	12	GT	_____
2	M Gibbs	12	BSHS	_____
3	M F Sturges	12	IGS	_____
4	L Swift	12	ACGS	_____
5	W O Thilwind	12	TSS	_____
6	R Geldenhuys	12	TGS	_____
7	J Douglas	12	BBC	_____
8	W Jordan	12	BGS	_____
9	J J Nelson	12	NC	_____

Event 55 Boys 10 & Under 50 LC Metre Butterfly Division 2

To start at 10.54am

Lane	Name	Age	Team	Time
1	B Fletcher	10	GT	_____
4	T Tasker	10	ACGS	_____
5	C R Murakami	10	TSS	_____
6	R Grimes	10	TGS	_____
7	B Jennison	10	BBC	_____
8	R Keeley	10	BGS	_____
9	X D Griffiths	10	NC	_____

Event 56 Boys 10 & Under 50 LC Metre Butterfly Division 1

GPS Record: 38.88 6/03/2015 T Brentnall, BBC

Lane	Name	Age	Team	Time
1	M Pilgrim	10	GT	_____
4	E McCartney	10	ACGS	_____
5	P Tones	10	TSS	_____
6	C Oates	10	TGS	_____
7	A Thomson	10	BBC	_____
8	R Mellick	10	BGS	_____
9	B J McKittrick	10	NC	_____

PROGRAM CORRECT AT TIME OF PRINTING

GPS SWIMMING START LIST

10 Years & Under - 12 Years & Under

Event 57 Boys 11 & Under 50 LC Metre Butterfly Division 2

To start at 10.57am

Lane	Name	Age	Team	Time
1	R Lincoln	11	GT	_____
3	S C Moore	11	IGS	_____
4	D McDonald	11	ACGS	_____
5	W B Marshall	11	TSS	_____
6	H Pollock	11	TGS	_____
7	H Moore	11	BBC	_____
8	E Sommerville	11	BGS	_____
9	J M Spiteri	11	NC	_____

Event 58 Boys 11 & Under 50 LC Metre Butterfly Division 1

GPS Record: 36.31 6/03/2015 X Moloney, GT

Lane	Name	Age	Team	Time
1	B Fairley	11	GT	_____
3	A T Conn	11	IGS	_____
4	C O'Connell	11	ACGS	_____
5	K M Skipps	11	TSS	_____
6	J Rei	11	TGS	_____
7	T Brentnall	11	BBC	_____
8	A McLeod	11	BGS	_____
9	T J Herbert	11	NC	_____

Event 59 Boys 12 & Under 50 LC Metre Butterfly Division 2

To start at 11.00am

Lane	Name	Age	Team	Time
1	W Voltz	12	GT	_____
2	R Lachlan	12	BSHS	_____
3	M F Sturges	12	IGS	_____
4	E Rehbein	12	ACGS	_____
5	Z A Crain	12	TSS	_____
6	R Geldenhuys	12	TGS	_____
7	T Hartley	12	BBC	_____
8	G Sayer	12	BGS	_____
9	J J Nelson	12	NC	_____

Event 60 Boys 12 & Under 50 LC Metre Butterfly Division 1

GPS Record: 31.57 6/03/2015 C Schoorl, TGS

Lane	Name	Age	Team	Time
1	X Moloney	12	GT	_____
2	M Gibbs	12	BSHS	_____
3	C L Bonney	12	IGS	_____
4	L Swift	12	ACGS	_____
5	W J Ell	12	TSS	_____
6	A Craig	12	TGS	_____
7	L McGowan	12	BBC	_____
8	W Jordan	12	BGS	_____
9	R J Zelensky	12	NC	_____

Event 61 Boys 10 & Under 4x50

LC Metre Freestyle Relay Division 1

To start at 11.03am

GPS Record: 2:31.13 6/03/2015 ACGS, ACGS

A Kerr, H Swindle, W Collingwood, C Austin

Lane	Team	Time
1	ST JOSEPH'S GREGORY TERRACE	_____
	1) J Collins 10 2) H Panizza 10	
	3) J Menegazzo 10 4) G Sheehan 10	
4	ANGLICAN CHURCH GRAMMAR SCHOOL	_____
	1) Z Turner 10 2) D Gray 10	
	3) N Lacheca 10 4) H Dart 10	
5	THE SOUTHPORT SCHOOL	_____
	1) B J Tzannes 10 2) J K Ryan 10	
	3) C J Carlos 10 4) T A McClintock 10	
6	TOOWOOMBA GRAMMAR SCHOOL	_____
	1) M Taylor 10 2) W Anderson 10	
	3) C Randall 10 4) W Stone 10	
7	BRISBANE BOYS COLLEGE	_____
	1) A McDonald 10 2) C Lennon 10	
	3) J MacDonald 10 4) B Austin 10	
8	BRISBANE GRAMMAR SCHOOL	_____
	1) E Rimmington 10 2) H Clifton 10	
	3) W Gatehouse 10 4) N Weightman 10	
9	ST JOSEPHS NUDGEES COLLEGE	_____
	1) X D Griffiths 10 2) D P Wright 10	
	3) J J Stacey 10 4) A P O'Connor 10	

Event 62 Boys 10 & Under 4x50

LC Metre Medley Relay Division 1

To start at 11.09am

GPS Record: 2:58.42 6/03/2015 ACGS, ACGS

A Munro, M Kelley, D O'Sullivan, A Ridgway

Lane	Team	Time
1	ST JOSEPH'S GREGORY TERRACE	_____
	1) B Fletcher 10 2) T Connors 10	
	3) M Pilgrim 10 4) N Wilson-Boyd 10	
4	ANGLICAN CHURCH GRAMMAR SCHOOL	_____
	1) W Brett 10 2) W Dollar 10	
	3) E McCartney 10 4) T Tasker 10	
5	THE SOUTHPORT SCHOOL	_____
	1) T Goff-Sassen 10 2) C R Murakami 10	
	3) P Tones 10 4) D Chen 10	
6	TOOWOOMBA GRAMMAR SCHOOL	_____
	1) R Grimes 10 2) N Taylor 10	
	3) C Oates 10 4) A Black 10	
7	BRISBANE BOYS COLLEGE	_____
	1) B Jennison 10 2) J De Stefani 10	
	3) A Thomson 10 4) Q Seymore 10	
8	BRISBANE GRAMMAR SCHOOL	_____
	1) R Keeley 10 2) D Johnson 10	
	3) R Mellick 10 4) H Wang 10	
9	ST JOSEPHS NUDGEES COLLEGE	_____
	1) J J McBride 10 2) C F Sutcliffe 10	
	3) B J McKittrick 10 4) J D Weaver 10	

GPS SWIMMING START LIST

10 Years & Under - 12 Years & Under

Event 63 Boys 11 & Under 4x50

LC Metre Freestyle Relay Division 1

To start at 11.15am

GPS Record: 2:20.25 7/03/2014 GT, GT

T Budden, N Langford, T Sheehan, O Nash

Lane	Team	Time
1	ST JOSEPH'S GREGORY TERRACE 1) W Joseph 11 2) W Nash 11 3) A Ford 11 4) X Slack 11	_____
3	IPSWICH GRAMMAR SCHOOL 1) T Brown 11 2) E G Cameron 11 3) B J Goodwin 11 4) B T Worboys 11	_____
4	ANGLICAN CHURCH GRAMMAR SCHOOL 1) C Austin 11 2) H Swindle 11 3) D McDonald 11 4) A Ridgway 11	_____
5	THE SOUTHPORT SCHOOL 1) Z W Howard 11 2) J L Sa 11 3) S J Sturgess 11 4) L J Whelan 11	_____
6	TOOWOOMBA GRAMMAR SCHOOL 1) J Ridgway 11 2) N Beasley 11 3) B Anderson 11 4) A Fischer 11	_____
7	BRISBANE BOYS COLLEGE 1) J Walk 11 2) T Doe 11 3) H McGregor 11 4) F Ayres 11	_____
8	BRISBANE GRAMMAR SCHOOL 1) H Nelson 11 2) B Wang 11 3) C Munday 11 4) T Logan 11	_____
9	ST JOSEPHS NUDGEES COLLEGE 1) D R O'Hara 11 2) A S Romano 11 3) A J Winton 11 4) B C Stanton 11	_____

Event 64 Boys 11 & Under 4x50

LC Metre Medley Relay Division 1

To start at 11.21am

GPS Record: 2:34.98 7/03/2014 ACGS, ACGS

K Taylor, J Boreham, L Brackenrig, A Williams

Lane	Team	Time
1	ST JOSEPH'S GREGORY TERRACE 1) T Druve 11 2) B Fairley 11 3) R Lincoln 11 4) W Siddle 11	_____
3	IPSWICH GRAMMAR SCHOOL 1) S C Moore 11 2) H J Blackledge 11 3) A T Conn 11 4) T M Francis 11	_____
4	ANGLICAN CHURCH GRAMMAR SCHOOL 1) A Munro 11 2) M Kelley 11 3) D O'Sullivan 11 4) C O'Connell 11	_____
5	THE SOUTHPORT SCHOOL 1) C Cartisano 11 2) N T van der Laan 11 3) K M Skippis 11 4) W B Marshall 11	_____
6	TOOWOOMBA GRAMMAR SCHOOL 1) R Thornton 11 2) H Pollock 11 3) J Rei 11 4) W Tinkler 11	_____
7	BRISBANE BOYS COLLEGE 1) D Granzin 11 2) H Moore 11 3) T Brentnall 11 4) F Mills 11	_____
8	BRISBANE GRAMMAR SCHOOL 1) A McLeod 11 2) M McGuire 11 3) E Sommerville 11 4) N Michael 11	_____
9	ST JOSEPHS NUDGEES COLLEGE 1) J M Spiteri 11 2) O J Schuster 11 3) T J Herbert 11 4) E W Burton 11	_____

Event 65 Boys 12 & Under 4x50

LC Metre Freestyle Relay Division 2

To start at 11.27am

Lane	Team	Time
1	ST JOSEPH'S GREGORY TERRACE 1) C Haywood-North 12 2) T Fisher-Smith 12 3) C McGrath 12 4) B Jackson 12	_____
3	IPSWICH GRAMMAR SCHOOL 1) J W Jenkins 12 2) M J McKewin 12 3) L R Burton 12 4) D B McKelvie 12	_____
4	ANGLICAN CHURCH GRAMMAR SCHOOL 1) E Newell 11 2) H Devaney 11 3) O Tsien 12 4) H Sheahan 12	_____
5	THE SOUTHPORT SCHOOL 1) D Bassingthwaite 12 2) L E Free 12 3) T E Rossiter 11 4) J W McCormack 12	_____
6	TOOWOOMBA GRAMMAR SCHOOL 1) H Tzannes 2) C Tweedy 10 3) L Williams 10 4) S Freer 11	_____
7	BRISBANE BOYS COLLEGE 1) L Gallagher 12 2) C Mills 12 3) C An 12 4) M Slattery 12	_____
8	BRISBANE GRAMMAR SCHOOL 1) C Bollard 12 2) W Jessup 12 3) J Thynne 12 4) P Trappett 12	_____
9	ST JOSEPHS NUDGEES COLLEGE 1) L F McGarry 12 2) I D Lawrence 12 3) H F Smith 12 4) H K Dixon 12	_____

Event 66 Boys 12 & Under 4x50

LC Metre Freestyle Relay Division 1

To start at 11.33am

GPS Record: 2:07.79 6/03/2015 GT, GT

T Siao, A Esler, N Langford, W Bradley

Lane	Team	Time
1	ST JOSEPH'S GREGORY TERRACE 1) J Liddy 12 2) L Hancock 12 3) J Snell 12 4) H Lane 12	_____
2	BRISBANE STATE HIGH SCHOOL 1) T Gadaloff 12 2) H Denning 12 3) C Cole 12 4) E Zhou 12	_____
3	IPSWICH GRAMMAR SCHOOL 1) L J Gale 12 2) Z R Arbutnot 12 3) T C Hurd 12 4) C J Baxter 12	_____
4	ANGLICAN CHURCH GRAMMAR SCHOOL 1) T Raspotnik 12 2) B Stieper 12 3) M Bond 12 4) C Sparkes 12	_____
5	THE SOUTHPORT SCHOOL 1) M S Kannemann 12 2) D Dybov 12 3) R B Winson 12 4) R S Kennedy 12	_____
6	TOOWOOMBA GRAMMAR SCHOOL 1) A Mohr 12 2) H Kenny 12 3) R Teahan 12 4) B Dight 12	_____
7	BRISBANE BOYS COLLEGE 1) T Hartley 12 2) H Seiler 12 3) T Hedges 12 4) I Jennings 12	_____
8	BRISBANE GRAMMAR SCHOOL 1) D Weightman 12 2) C Stoneley 12 3) P Holmes 12 4) N Jones 12	_____
9	ST JOSEPHS NUDGEES COLLEGE 1) M J Chippendale 12 2) J L Maconochie 12 3) L A Rohan 12 4) C J Wallace 12	_____

PROGRAM CORRECT AT TIME OF PRINTING

GPS SWIMMING START LIST

10 Years & Under - 12 Years & Under

Event 67 Boys 12 & Under 4x50

LC Metre Medley Relay Division 1

To start at 11.39am

GPS Record: 2:22.43 6/03/2015 TGS, TGS

C Schoorl, B Reilly, G Tighe, J DANN

Lane	Team	Time
1	ST JOSEPH'S GREGORY TERRACE	_____
	1) S Rapchuk 12 2) D Wright 12	
	3) X Moloney 12 4) W Voltz 12	
2	BRISBANE STATE HIGH SCHOOL	_____
	1) M Gibbs 12 2) A Lu 12	
	3) L Hatherell 12 4) R Lachlan 12	
3	IPSWICH GRAMMAR SCHOOL	_____
	1) M F Sturges 12 2) J J Williams 12	
	3) C L Bonney 12 4) K M Harrison 12	
4	ANGLICAN CHURCH GRAMMAR SCHOOL	_____
	1) J Basham 12 2) E Rehbein 12	
	3) L Swift 12 4) A Kirk 12	
5	THE SOUTHPORT SCHOOL	_____
	1) W O Thilwind 12 2) W J Ell 12	
	3) E R Edwards 12 4) Z A Crain 12	
6	TOOWOOMBA GRAMMAR SCHOOL	_____
	1) R Geldenhuys 12 2) M Crook 12	
	3) A Craig 12 4) R Brown 12	
7	BRISBANE BOYS COLLEGE	_____
	1) J Douglas 12 2) J Bellette 12	
	3) L McGowan 12 4) J Gersekowski 12	
8	BRISBANE GRAMMAR SCHOOL	_____
	1) W Jordan 12 2) O Cathcart 12	
	3) L Mackay 12 4) G Sayer 12	
9	ST JOSEPHS NUDGEES COLLEGE	_____
	1) J J Nelson 12 2) F M Schuster 12	
	3) R J Zelensky 12 4) P C Dallimore 12	

CHAMPION SCHOOL

10 Years & Under - 12 Years & Under

SCORING SHEET

EVENT	AGE GROUP	DIV	LANE 1	LANE 2	LANE 3	LANE 4	LANE 5	LANE 6	LANE 7	LANE 8	LANE 9	TIME
			GT	BSHS	IGS	ACGS	TSS	TGS	BBC	BGS	NC	
100m Freestyle	10 Yrs & U	2										
100m Freestyle	10 Yrs & U	1										
100m Freestyle	11 Yrs & U	2										
100m Freestyle	11 Yrs & U	1										
100m Freestyle	12 Yrs & U	2										
100m Freestyle	12 Yrs & U	1										
50m Breaststroke	10 Yrs & U	4										
50m Breaststroke	10 Yrs & U	3										
50m Breaststroke	10 Yrs & U	2										
50m Breaststroke	10 Yrs & U	1										
50m Breaststroke	11 Yrs & U	4										
50m Breaststroke	11 Yrs & U	3										
50m Breaststroke	11 Yrs & U	2										
50m Breaststroke	11 Yrs & U	1										
50m Breaststroke	12 Yrs & U	4										
50m Breaststroke	12 Yrs & U	3										
50m Breaststroke	12 Yrs & U	2										
50m Breaststroke	12 Yrs & U	1										
50m Freestyle	10 Yrs & U	8										
50m Freestyle	10 Yrs & U	7										
50m Freestyle	10 Yrs & U	6										
50m Freestyle	10 Yrs & U	5										
50m Freestyle	10 Yrs & U	4										
50m Freestyle	10 Yrs & U	3										
50m Freestyle	10 Yrs & U	2										
50m Freestyle	10 Yrs & U	1										
50m Freestyle	11 Yrs & U	8										
50m Freestyle	11 Yrs & U	7										
50m Freestyle	11 Yrs & U	6										
50m Freestyle	11 Yrs & U	5										
50m Freestyle	11 Yrs & U	4										
50m Freestyle	11 Yrs & U	3										
50m Freestyle	11 Yrs & U	2										
50m Freestyle	11 Yrs & U	1										
50m Freestyle	12 Yrs & U	8										
50m Freestyle	12 Yrs & U	7										
50m Freestyle	12 Yrs & U	6										
50m Freestyle	12 Yrs & U	5										
50m Freestyle	12 Yrs & U	4										
50m Freestyle	12 Yrs & U	3										
50m Freestyle	12 Yrs & U	2										
50m Freestyle	12 Yrs & U	1										
50m Backstroke	10 Yrs & U	4										
50m Backstroke	10 Yrs & U	3										
50m Backstroke	10 Yrs & U	2										

CHAMPION SCHOOL

10 Years & Under - 12 Years & Under

SCORING SHEET

EVENT	AGE GROUP	DIV	LANE 1	LANE 2	LANE 3	LANE 4	LANE 5	LANE 6	LANE 7	LANE 8	LANE 9	TIME
			GT	BSHS	IGS	ACGS	TSS	TGS	BBC	BGS	NC	
50m Backstroke	10 Yrs & U	1										
50m Backstroke	11 Yrs & U	4										
50m Backstroke	11 Yrs & U	3										
50m Backstroke	11 Yrs & U	2										
50m Backstroke	11 Yrs & U	1										
50m Backstroke	12 Yrs & U	4										
50m Backstroke	12 Yrs & U	3										
50m Backstroke	12 Yrs & U	2										
50m Backstroke	12 Yrs & U	1										
50m Butterfly	10 Yrs & U	2										
50m Butterfly	10 Yrs & U	1										
50m Butterfly	11 Yrs & U	2										
50m Butterfly	11 Yrs & U	1										
50m Butterfly	12 Yrs & U	2										
50m Butterfly	12 Yrs & U	1										
4 x 50m Freestyle Relay	10 Yrs & U	1										
4 x 50m Medley Relay	10 Yrs & U	1										
4 x 50m Freestyle Relay	11 Yrs & U	1										
4 x 50m Medley Relay	11 Yrs & U	1										
4 x 50m Freestyle Relay	12 Yrs & U	2										
4 x 50m Freestyle Relay	12 Yrs & U	1										
4 x 50m Medley Relay	12 Yrs & U	1										

POINTS

1. The place points awarded for Individual Swimming Events shall be:

Div/Place	1	2	3	4	5	6	7	8	9
1	15	12	10	9	8	7	6	5	4
2	12	10	9	8	7	6	5	4	3
3	10	9	8	7	6	5	4	3	2
4	9	8	7	6	5	4	3	2	1
5	8	7	6	5	4	3	2	1	1
6	7	6	5	4	3	2	1	1	1
7	6	5	4	3	2	1	1	1	1
8	5	4	3	2	1	1	1	1	1

2. The place points awarded for Relay Swimming Events shall be:

Div/Place	1	2	3	4	5	6	7	8	9
1	30	24	20	18	16	14	12	10	8

GPS SWIMMING RECORD HOLDERS

10 Years & Under - 12 Years & Under

Event	Name of event	Time	Date	Name	School
2	10&U 100 Freestyle Division 1	1:13.42	6/03/2015	T Brentnall	BBC
4	11&U 100 Freestyle Division 1	1:10.51	7/03/2014	B Reilly	TGS
6	12&U 100 Freestyle Division 1	1:04.52	7/03/2014	J Bible	ACGS
7	10&U 50 Breaststroke Division 4	50.54	7/03/2014	T Hedges	BBC
14	11&U 50 Breaststroke Division 1	42.49	7/03/2014	J Boreham	ACGS
18	12&U 50 Breaststroke Division 1	38.95	6/03/2015	P Traynor	BBC
26	10&U 50 Freestyle Division 1	33.78	6/03/2015	T Brentnall	BBC
34	11&U 50 Freestyle Division 1	31.74	7/03/2014	K Taylor	ACGS
42	12&U 50 Freestyle Division 1	29.60	6/03/2015	K Taylor	ACGS
46	10&U 50 Backstroke Division 1	41.83	7/03/2014	A Craig	TGS
50	11&U 50 Backstroke Division 1	38.46	6/03/2015	A Craig	TGS
54	12&U 50 Backstroke Division 1	34.72	6/03/2015	C Schoorl	TGS
56	10&U 50 Butterfly Division 1	38.88	6/03/2015	T Brentnall	BBC
58	11&U 50 Butterfly Division 1	36.31	6/03/2015	X Moloney	GT
60	12&U 50 Butterfly Division 1	31.57	6/03/2015	C Schoorl	TGS

Event	Name of event	Time	Date	School & Names
61	10&U 4x50 Freestyle Relay Division 1	2:31.13	6/03/2015	ACGS A Kerr, H Swindle, W Collingwood, C Austin
62	10&U 4x50 Medley Relay Division 1	2:58.42	6/03/2015	ACGS A Munro, M Kelley, D O'Sullivan, A Ridgway
63	11&U 4x50 Freestyle Relay Division 1	2:20.25	7/03/2014	GT T Budden, N Langford, T Sheehan, O Nash
64	11&U 4x50 Medley Relay Division 1	2:34.98	7/03/2014	ACGS K Taylor, J Boreham, L Brackenrig, A Williams
66	12&U 4x50 Freestyle Relay Division 1	2:07.79	6/03/2015	GT T Siao, A Esler, N Langford, W Bradley
67	12&U 4x50 Medley Relay Division 1	2:22.43	6/03/2015	TGS C Schoorl, B Reilly, G Tighe, J Dann

GPS SWIMMING - HISTORY OF RESULTS

10 Years & Under - 12 Years & Under

As at 6 March 2015 *Note: Inaugural Competition held in 2014*

10 Years & Under 100 LC Metre Freestyle Division 2

- 2014 - 1. W O Thilwind, TSS, 1:21.63. 2. W Rylance, ACGS, 1:24.52. 3. R Brown, TGS, 1:28.68. 4. J Spencer, BGS, 1:31.28.
5. T Hartley, BBC, 1:31.30. 6. F Marshall, GT, 1:38.07. 7. L A Rohan, NC, 1:40.93. 8. J T Wilkinson, IGS, 1:44.23.
2015 - 1. C Cartisano, TSS, 1:18.07. 2. D O'Sullivan, ACGS, 1:23.87. 3. N Michael, BGS, 1:26.25. 4. A S Romano, NC, 1:28.67.
5. J Grills, BBC, 1:28.53. 6. W Siddle, GT, 1:28.92. 7. T M Francis, IGS, 1:50.42.

10 Years & Under 100 LC Metre Freestyle Division 1

- 2014 - 1. A Craig, TGS, 1:18.98. 2. M E Morrow-Woods, NC, 1:21.83. 3. B Stieper, ACGS, 1:23.78. 4. B Campbell, TSS, 1:24.45.
5. X Moloney, GT, 1:25.08. 6. S Powell, BGS, 1:25.44. 7. L De Stefani, BBC, 1:35.44. 8. J J Williams, IGS, 1:46.80.
2015 - 1. T Brentnall, BBC, 1:13.42. 2. W B Marshall, TSS, 1:18.08. 3. A Ridgway, ACGS, 1:25.52. 4. J M Spiteri, NC, 1:27.94.
5. H Nelson, BGS, 1:28.90. 6. W Joseph, GT, 1:37.10. 7. S C Moore, IGS, 1:41.82. 8. Z Tosh, TGS, 1:54.07.

11 Years & Under 100 LC Metre Freestyle Division 2

- 2014 - 1. J Boreham, ACGS, 1:12.22. 2. N Langford, GT, 1:14.90. 3. K Jennison, BBC, 1:16.53. 4. R D Granger, NC, 1:16.84.
5. J Dann, TGS, 1:20.24. 6. J C Ransby, TSS, 1:23.52. 7. W Staib, BGS, 1:23.56. 8. N J Wright, IGS, 1:24.29.
2015 - 1. J J Nelson, NC, 1:13.91. 2. M S Kannemann, TSS, 1:15.00. 3. R Brown, TGS, 1:17.32. 4. W Voltz, GT, 1:21.77.
5. D Weighthman, BGS, 1:23.39. 6. B Stieper, ACGS, 1:24.72. 7. L Mackie, BBC, 1:28.95. 8. H H Osborne, IGS, 1:34.65.

11 Years & Under 100 LC Metre Freestyle Division 1

- 2014 - 1. B Reilly, TGS, 1:10.51. 2. K Taylor, ACGS, 1:11.41. 3. T Budden, GT, 1:13.10. 4. N J Nelson, NC, 1:15.40.
5. F Boorer, BGS, 1:19.02. 6. T A Schwerkolt, TSS, 1:19.12. 7. P Traynor, BBC, 1:19.54. 8. S X Carvolth, IGS, 1:21.21.
2015 - 1. A Craig, TGS, 1:11.66. 2. C D Cameron, NC, 1:12.62. 3. B Campbell, TSS, 1:13.31. 4. S Powell, BGS, 1:15.75.
5. E Rehbein, ACGS, 1:16.10. 6. X Moloney, GT, 1:16.94. 7. J Douglas, BBC, 1:19.57.

12 Years & Under 100 LC Metre Freestyle Division 2

- 2014 - 1. J N Lancaster, ACGS, 1:09.12. 2. H McKeering, GT, 1:12.64. 3. S Cochrane, BGS, 1:12.81. 4. J Newland, TGS, 1:13.13.
5. K Kanemura, TSS, 1:16.25. 6. G T Wolventang, IGS, 1:16.53. 7. Z L Kirk, NC, 1:17.43. 8. W O'Meara, BBC, 1:20.42.
2015 - 1. C Schoorl, TGS, 1:07.16. 2. J Boreham, ACGS, 1:08.29. 3. B Lello, BSHS, 1:08.73. 4. T Siao, GT, 1:10.50.
5. G R Pauga, TSS, 1:11.12. 6. K Jennison, BBC, 1:11.99. 7. B Gibbons, BGS, 1:16.92. 8. J M Meyer, NC, 1:21.62.
9. M L Storer, IGS, 1:23.50.

12 Years & Under 100 LC Metre Freestyle Division 1

- 2014 - 1. J Bible, ACGS, 1:04.52. 2. T Rimmington, BGS, 1:09.47. 3. W J Taylor, TSS, 1:09.56. 4. J A Tomlinson, NC, 1:10.11.
5. M Lillcrap, GT, 1:11.06. 6. S Reed, TGS, 1:11.65. 7. T Campbell, BBC, 1:18.66. 4. C Eade, BSHS, 1:08.47.
2015 - 1. B Reilly, TGS, 1:05.24. 2. K Taylor, ACGS, 1:05.89. 3. P Traynor, BBC, 1:08.40. 8. F Boorer, BGS, 1:16.31.
5. W Bradley, GT, 1:10.83. 6. N O Robinson, TSS, 1:10.85. 7. S X Carvolth, IGS, 1:13.49.

10 Years & Under 50 LC Metre Breaststroke Division 4

- 2014 - 1. T Hedges, BBC, 50.54. 2. W Mitchell, ACGS, 53.19. 3. D Weightman, BGS, 54.01. 4. J P McGrorey, NC, 55.28.
5. R Brown, TGS, 58.24. 6. P Wilson-Boyd, GT, 58.26. 7. C I Moore, IGS, 58.78. 8. W O Thilwind, TSS, 58.90.
2015 - 1. A Ridgway, ACGS, 55.04. 2. J Gilroy, BBC, 57.17. 3. W Siddle, GT, 58.08. 4. H J Gray, TSS, 58.55.
5. E G Cameron, IGS, 59.17. 6. S Konovalenko, BGS, 59.28. 7. B J Giorgas, NC, 1:03.66.

10 Years & Under 50 LC Metre Breaststroke Division 3

- 2014 - 1. M Crook, TGS, 50.85. 2. D Drummond, BGS, 53.54. 3. L E Free, TSS, 54.85. 4. L Hobbes, ACGS, 55.78.
5. K A MacKinney, IGS, 58.47. 6. A Baynton, GT, 1:01.21. 7. L A Rohan, NC, 1:04.46. 4. W Joseph, GT, 59.11.
2015 - 1. S C Moore, IGS, 52.18. 2. W Collingwood, ACGS, 52.70. 3. C Cartisano, TSS, 55.57. 7. S P Aggs, NC, 1:08.13.

10 Years & Under 50 LC Metre Breaststroke Division 2

- 2014 - 1. R S Kennedy, TSS, 51.02. 2. B Hood, TGS, 53.35. 3. C Mills, BBC, 54.05. 4. C J Wallace, NC, 54.49.
5. F Marshall, GT, 54.73. 6. W Rylance, ACGS, 58.90. 7. B Palmer, IGS, 1:04.38. 4. E W Burton, NC, 54.84.
2015 - 1. D O'Sullivan, ACGS, 49.39. 2. N Michael, BGS, 52.37. 3. Z W Howard, TSS, 53.70. 7. T Brown, IGS, 1:01.10.
5. N Marshall, BBC, 57.60. 6. F Griffin, GT, 59.32.

10 Years & Under 50 LC Metre Breaststroke Division 1

- 2014 - 1. J J Williams, IGS, 50.64. 2. A Craig, TGS, 51.04. 3. B Campbell, TSS, 51.45. 4. A Walther, BGS, 51.84.
5. M E Morrow-Woods, NC, 52.96. 6. B Stieper, ACGS, 53.71. 7. X Moloney, GT, 56.59. 8. T Cleary, BBC, 1:02.07.
2015 - 1. M Kelley, ACGS, 46.16. 2. T Brentnall, BBC, 47.86. 3. W B Marshall, TSS, 49.17. 4. M A Carlow, NC, 53.73.
5. B Wang, BGS, 55.07. 6. W Tacey, GT, 57.93. 7. T M Francis, IGS, 1:00.21. 8. Z Tosh, TGS, 1:16.06.

11 Years & Under 50 LC Metre Breaststroke Division 4

- 2014 - 1. B Rainbird, BGS, 50.51. 2. J W Born, NC, 50.81. 3. B Murray, BBC, 52.89. 4. J C Ransby, TSS, 53.07.
5. X Thomas, GT, 53.25. 6. L Harrison, TGS, 54.72. 7. E Croxford, ACGS, 58.92. 8. C A Jenner, IGS, 1:00.83.
2015 - 1. C Stoneley, BGS, 48.25. 2. M E Morrow-Woods, NC, 48.70. 3. L E Free, TSS, 50.30. 4. L De Stefani, BBC, 51.05.
5. R Teahan, TGS, 51.11. 6. M Bond, ACGS, 51.60. 7. F Marshall, GT, 51.84. 8. D B McKelvie, IGS, 54.73.

11 Years & Under 50 LC Metre Breaststroke Division 3

- 2014 - 1. O Nash, GT, 45.94. 2. E Liew, ACGS, 46.14. 3. N N Phillips, TSS, 49.06. 4. F Noble, NC, 49.32.
5. A Bromell, BBC, 49.99. 6. G Rimmington, BGS, 50.02. 7. J Dann, TGS, 53.49. 8. M L Storer, IGS, 59.67.
2015 - 1. M J Chippendale, NC, 46.27. 2. L Mackay, BGS, 49.03. 3. M S Kannemann, TSS, 49.99. 4. W Mitchell, ACGS, 50.95.
5. R Brown, TGS, 51.36. 6. J Moore, BBC, 53.87. 7. W Voltz, GT, 54.14. 8. L J Gale, IGS, 54.35.

11 Years & Under 50 LC Metre Breaststroke Division 2

- 2014 - 1. K Taylor, ACGS, 44.94. 2. H Joseph, GT, 46.35. 3. R D Granger, NC, 48.36. 4. M Murdoch, BBC, 49.60.
5. F Boorer, BGS, 50.31. 6. N J Wright, IGS, 51.18. 7. Z H Rossiter, TSS, 51.26. 8. B Moore, TGS, 52.09.
2015 - 1. W J Ell, TSS, 45.70. 2. M Crook, TGS, 47.89. 3. T Hedges, BBC, 48.23. 4. P C Dallimore, NC, 48.55.
5. W Beasley, GT, 49.10. 6. B Stieper, ACGS, 51.02. 7. A Walther, BGS, 52.64. --. K A MacKinney, IGS, DQ.

11 Years & Under 50 LC Metre Breaststroke Division 1

- 2014 - 1. J Boreham, ACGS, 42.49. 2. T Budden, GT, 44.43.
5. H Goodwin, BGS, 46.96. 6. R G Collier, TSS, 46.99.
2015 - 1. B Campbell, TSS, 43.50. 2. S Powell, BGS, 45.72.
5. A Craig, TGS, 46.34. 6. R J Zelensky, NC, 46.39.

12 Years & Under 50 LC Metre Breaststroke Division 4

- 2014 - 1. B Fu, BGS, 44.78. 2. C Condon, GT, 45.08.
5. Z L Kirk, NC, 50.91. 6. S Reed, TGS, 51.36.
2015 - 1. O Nash, GT, 45.45. 2. G Rimmington, BGS, 45.79.
5. L Brackenridge, ACGS, 46.71. 6. H Doe, BBC, 46.74.
9. M L Storer, IGS, 58.45.

12 Years & Under 50 LC Metre Breaststroke Division 3

- 2014 - 1. J Corbin, ACGS, 43.77. 2. T Rainbird, BGS, 45.49.
5. J W Devlin, TSS, 49.12. 6. T Kim, BBC, 53.03.
2015 - 1. T Budden, GT, 44.51. 2. C Beard, BBC, 45.01.
5. A Campbell, TGS, 45.79. 6. G R Pauga, TSS, 46.82.
9. J Brown, BSHS, 56.84.

12 Years & Under 50 LC Metre Breaststroke Division 2

- 2014 - 1. S Cochrane, BGS, 42.66. 2. J N Lancaster, ACGS, 43.24.
5. M Lillcrap, GT, 46.94. 6. T Campbell, BBC, 47.25.
2015 - 1. K Taylor, ACGS, 41.58. 2. C Eade, BSHS, 42.42.
5. H Ayres, BBC, 45.48. 6. T Siao, GT, 45.51.
9. E T Horsey, IGS, 53.24.

12 Years & Under 50 LC Metre Breaststroke Division 1

- 2014 - 1. T Rimmington, BGS, 40.81. 2. J Bible, ACGS, 41.98.
5. L Litzow, TGS, 43.90. 6. M Rutley, BBC, 44.07.
2015 - 1. P Traynor, BBC, 38.95. 2. B Lello, BSHS, 41.37.
5. S X Carvolth, IGS, 43.46. 6. A Esler, GT, 44.05.
9. R D Granger, NC, 46.76.

10 Years & Under 50 LC Metre Freestyle Division 8

- 2014 - 1. L I Thompson, NC, 39.84. 2. J Holohan, GT, 40.62.
5. J Statton, TGS, 43.21. 6. D M Lehdorf, TSS, 45.63.
2015 - 1. L Yakas, ACGS, 37.36. 2. E Sommerville, BGS, 39.58.
5. M Deighton, BBC, 52.45. 6. R Murphy, TGS, 55.89.

10 Years & Under 50 LC Metre Freestyle Division 7

- 2014 - 1. J Payne, ACGS, 40.46. 2. M W Johns, NC, 40.63.
5. S Schriek, TGS, 43.92. 6. L S O'Connor, TSS, 44.55.
2015 - 1. W Collingwood, ACGS, 39.23. 2. Z McCorquodale, BGS, 43.28.
5. J J Ford, NC, 49.68. 6. J Kerr, GT, 53.46.

10 Years & Under 50 LC Metre Freestyle Division 6

- 2014 - 1. S Pherous, BGS, 38.95. 2. H S McKeown, NC, 39.29.
5. D Foreman, ACGS, 44.02. 6. L E Free, TSS, 46.11.
2015 - 1. H Swindle, ACGS, 38.22. 2. T Doe, BBC, 41.55.
5. B J Giorgas, NC, 48.65. 6. F Griffin, GT, 48.76.

10 Years & Under 50 LC Metre Freestyle Division 5

- 2014 - 1. S J Wolfenden, TSS, 38.61. 2. D Drummond, BGS, 40.68.
5. J P McGrorey, NC, 43.90. 6. T Hedges, BBC, 46.16.
2015 - 1. C Austin, ACGS, 37.09. 2. C J Veivers, TSS, 41.92.
5. R Harris, GT, 44.50. 6. W J Howard, NC, 44.63.

10 Years & Under 50 LC Metre Freestyle Division 4

- 2014 - 1. A Walther, BGS, 40.16. 2. L De Stefani, BBC, 41.08.
5. W Mitchell, ACGS, 43.97. 6. B Hood, TGS, 44.89.
2015 - 1. A Munro, ACGS, 37.23. 2. L J Whelan, TSS, 38.50.
5. E G Cameron, IGS, 42.29. 6. H Gallagher, GT, 42.46.

10 Years & Under 50 LC Metre Freestyle Division 3

- 2014 - 1. M Crook, TGS, 37.91. 2. J Liddy, GT, 39.04.
5. R S Kennedy, TSS, 40.67. 6. L Hobbes, ACGS, 41.32.
2015 - 1. A Ridgway, ACGS, 37.84. 2. A S Romano, NC, 38.85.
5. W Siddle, GT, 40.85. 6. H Harp, BBC, 43.77.

10 Years & Under 50 LC Metre Freestyle Division 2

- 2014 - 1. W O Thilwind, TSS, 36.68. 2. D Weightman, BGS, 36.90.
5. R Brown, TGS, 39.93. 6. L Mackie, BBC, 41.53.
2015 - 1. C Cartisano, TSS, 36.31. 2. M Kelley, ACGS, 36.45.
5. B Wang, BGS, 42.46. 6. N Beasley, TGS, 44.98.

10 Years & Under 50 LC Metre Freestyle Division 1

- 2014 - 1. A Craig, TGS, 35.12. 2. B Campbell, TSS, 36.75.
5. M E Morrow-Woods, NC, 36.99. 6. X Moloney, GT, 37.48.
2015 - 1. T Brentnall, BBC, 33.78. 2. W B Marshall, TSS, 34.56.
5. N Michael, BGS, 38.20. 6. W Joseph, GT, 39.97.

11 Years & Under 50 LC Metre Freestyle Division 8

- 2014 - 1. C J Fraser, NC, 36.46. 2. C Winter, BGS, 36.51.
5. A SaUs, GT, 38.52. 6. L Harrison, TGS, 40.50.
2015 - 1. G A Schostakowski, NC, 36.59. 2. L Hobbes, ACGS, 36.65.
5. M S Branch, TSS, 39.35. 6. N Beci, TGS, 39.60.

11 Years & Under 50 LC Metre Freestyle Division 7

- 2014 - 1. W P Cartwright, NC, 34.83. 2. M Taylor, ACGS, 34.95.
5. M Nahrung, BBC, 37.19. 6. R Gill, TGS, 37.23.
2015 - 1. C Sparkes, ACGS, 34.90. 2. P C Dallimore, NC, 35.46.
5. S Raccanello, TGS, 38.87. 6. D Herrington, BBC, 40.42.

3. B Reilly, TGS, 45.76.
7. P Traynor, BBC, 47.48.
3. J Bellette, BBC, 46.06.
7. E Rehbein, ACGS, 48.23.

4. T E Raymond, NC, 46.41.
8. S X Carvolth, IGS, 49.59.
4. J J Williams, IGS, 46.11.
8. X Moloney, GT, 54.02.

3. F Holmes, ACGS, 45.44.
7. S Darnell, BBC, 51.44.
3. D Jakins, TGS, 46.06.
7. C J Washington, NC, 49.24.

4. M R Fuhrmann, TSS, 46.97.
8. G T Wolventang, IGS, 53.68.
4. N N Phillips, TSS, 46.34.
8. O Dann, BSHS, 54.91.

3. E Musgrave, GT, 46.41.
7. N Latu-Meafou, IGS, 53.50.
3. B Du, BGS, 45.08.
7. B C Simmons-Emms, NC, 52.42.

4. H W O'Sullivan, NC, 48.77.
8. T Mann, TGS, 56.24.
4. E Liew, ACGS, 45.34.
8. J L Partridge, IGS, 55.36.

3. W J Taylor, TSS, 44.68.
7. J Newland, TGS, 47.69.
3. B Reilly, TGS, 43.93.
7. F Noble, NC, 46.67.

4. P M Long, NC, 45.17.
4. R G Collier, TSS, 45.39.
8. W Staib, BGS, 50.59.

3. J R Allum, IGS, 42.79.
7. K Kanemura, TSS, 45.36.
3. C Schoorl, TGS, 41.39.
7. N O Robinson, TSS, 46.04.

4. J A Tomlinson, NC, 43.58.
8. S Dutton, GT, 46.41.
4. J Boreham, ACGS, 42.11.
8. H Goodwin, BGS, 46.49.

3. E Morgan, ACGS, 42.31.
7. R J Wallace, IGS, 50.26.
3. W Tacey, GT, 43.82.

4. J Furnell, BGS, 42.36.
4. J L Sa, TSS, 45.34.

3. C Bollard, BGS, 41.69.
7. R Mills, GT, 47.23.
3. K D Gomeri, TSS, 44.81.
7. A Wiggins, TGS, 53.93.

4. L J Gale, IGS, 43.52.
8. R Murray, BBC, 48.33.
4. E Kelly, BBC, 47.74.

3. A Mohr, TGS, 40.06.
7. L Hancock, GT, 47.36.
3. L J Rowles, TSS, 42.86.
7. F Brannelly, TGS, 51.08.

4. K M Harrison, IGS, 42.63.
8. T Cleary, BBC, 49.93.
4. F Marinez-Briggs, BGS, 44.15.

3. N Beci, TGS, 41.32.
7. P Wilson-Boyd, GT, 50.04.
3. T Logan, BGS, 42.89.
7. Z Tosh, TGS, 52.55.

4. T Deeb, ACGS, 42.18.
8. K A MacKinney, IGS, 52.49.
4. S Bell, BBC, 43.02.

3. J L Maconochie, NC, 42.76.
7. C I Moore, IGS, 45.28.
3. J Swart, BGS, 39.58.
7. M A Carlow, NC, 46.50.

4. C V Wood, TSS, 43.86.
8. A Baynton, GT, 45.95.
4. P Turnbull, BBC, 41.94.

3. C Mills, BBC, 40.35.
7. L A Rohan, NC, 43.79.
3. Z W Howard, TSS, 39.18.
7. S C Moore, IGS, 45.80.

4. J Spencer, BGS, 40.49.
8. J T Wilkinson, IGS, 46.74.
4. H Nelson, BGS, 39.29.

3. C J Wallace, NC, 37.36.
7. F Marshall, GT, 43.22.
3. J Grills, BBC, 36.55.
7. G Platt, GT, 45.14.

4. W Rylance, ACGS, 37.53.
8. J J Williams, IGS, 46.01.
4. J M Spiteri, NC, 41.23.
--. T M Francis, IGS, DQ.

3. S Powell, BGS, 36.78.
7. T Hartley, BBC, 40.03.
3. E W Burton, NC, 37.35.
7. T Brown, IGS, 56.27.

4. B Stieper, ACGS, 36.89.
8. H H Osborne, IGS, 41.70.
4. D O'Sullivan, ACGS, 37.55.

3. N N Phillips, TSS, 37.12.
7. B Murray, BBC, 41.52.
3. J Spencer, BGS, 36.91.
7. T C Hurd, IGS, 43.00.

4. T Storen, ACGS, 37.29.
8. J S Bell, IGS, 45.65.
4. H Seiler, BBC, 38.72.
8. J Snell, GT, 43.06.

3. H Joseph, GT, 36.77.
7. T J Hancock, TSS, 38.18.
3. J Thynne, BGS, 37.00.
7. F Marshall, GT, 42.56.

4. W Simpson, BGS, 37.03.
8. E T Horsey, IGS, 46.18.
4. R S Kennedy, TSS, 38.59.
8. K A MacKinney, IGS, 43.28.

11 Years & Under 50 LC Metre Freestyle Division 6

- 2014 - 1. J B Donovan, TSS, 35.34. 2. A Torta, BGS, 36.10.
5. J Sullivan, GT, 36.57. 6. C Crozier, BBC, 36.80.
2015 - 1. M E Morrow-Woods, NC, 34.13. 2. G Sayer, BGS, 35.01.
5. S Taylor, BBC, 38.59. 6. A Baynton, GT, 38.70.

3. E Liew, ACGS, 36.42.
7. O Schubert, TGS, 37.98.
3. W Ryland, ACGS, 35.46.
7. H Kenny, TGS, 39.28.

4. J M Meyer, NC, 36.49.
8. C A Jenner, IGS, 46.69.
4. K M Harrison, IGS, 37.71.
8. S J Wolfenden, TSS, 40.15.

11 Years & Under 50 LC Metre Freestyle Division 5

- 2014 - 1. H Sommerville, BGS, 35.37. 2. S Hulme-Peake, TGS, 35.75.
5. C J Washington, NC, 37.02. 6. G F Gibson, TSS, 37.69.
2015 - 1. C J Wallace, NC, 34.71. 2. W J Ell, TSS, 35.14.
5. H Tzannes, TGS, 37.81. 6. J Liddy, GT, 38.15.

3. W Robinson, GT, 36.15.
7. M Murdoch, BBC, 39.02.
3. T Raspotnik, ACGS, 35.59.
7. L De Stefani, BBC, 38.37.

4. W Baldwin, ACGS, 36.62.
8. L D Hood, IGS, 44.31.
4. A Walther, BGS, 37.57.
8. C J Baxter, IGS, 40.09.

11 Years & Under 50 LC Metre Freestyle Division 4

- 2014 - 1. A Williams, ACGS, 33.95. 2. A Storie, TGS, 34.98.
5. R D Granger, NC, 36.38. 6. S Flynn, BBC, 36.96.
2015 - 1. Z A Crain, TSS, 34.50. 2. A Kirk, ACGS, 35.23.
5. A Mohr, TGS, 36.22. 6. C Stoneley, BGS, 37.13.

3. H Logan, BGS, 36.28.
7. J C Ransby, TSS, 37.38.
3. M J Chippendale, NC, 35.33.
7. L J Gale, IGS, 40.08.

4. O Nash, GT, 36.37.
8. R L Grieve, IGS, 39.78.
4. M Slattery, BBC, 35.41.
8. W Beasley, GT, 41.00.

11 Years & Under 50 LC Metre Freestyle Division 3

- 2014 - 1. L Brackenrig, ACGS, 33.75. 2. T Sheehan, GT, 35.05.
5. W Staib, BGS, 36.83. 6. B Moore, TGS, 37.29.
2015 - 1. R J Zelensky, NC, 33.74. 2. M S Kannemann, TSS, 34.07.
5. H Lane, GT, 35.85. 6. M Crook, TGS, 37.58.

3. J W Born, NC, 35.63.
7. M L Storer, IGS, 37.55.
3. J Douglas, BBC, 35.35.
7. M Mortess, ACGS, 37.87.

4. R Daniskevicius, BBC, 36.72.
8. T B Condon, TSS, 38.83.
4. D Weighthman, BGS, 35.50.
8. H H Osborne, IGS, 41.72.

11 Years & Under 50 LC Metre Freestyle Division 2

- 2014 - 1. J Boreham, ACGS, 32.92. 2. N Langford, GT, 33.76.
5. J Dann, TGS, 36.40. 6. Z H Rossiter, TSS, 36.49.
2015 - 1. W O Thilwind, TSS, 33.02. 2. J J Nelson, NC, 33.39.
5. W Voltz, GT, 35.52. 6. C Mills, BBC, 35.61.

3. N J Nelson, NC, 34.51.
7. P Traynor, BBC, 36.68.
3. B Stieper, ACGS, 35.38.
7. R Brown, TGS, 36.00.

4. A Pearn, BGS, 35.76.
8. N J Wright, IGS, 37.34.
4. L Mackay, BGS, 35.51.
8. D B McKelvie, IGS, 42.05.

11 Years & Under 50 LC Metre Freestyle Division 1

- 2014 - 1. K Taylor, ACGS, 31.74. 2. B Reilly, TGS, 33.04.
5. K Jennison, BBC, 34.69. 6. T E Raymond, NC, 34.72.
2015 - 1. A Craig, TGS, 32.19. 2. C D Cameron, NC, 32.26.
5. E Rehbein, ACGS, 33.85. 6. X Moloney, GT, 34.73.

3. T Budden, GT, 33.46.
7. F Boorer, BGS, 35.88.
3. B Campbell, TSS, 32.76.
7. T Hartley, BBC, 35.46.

4. T A Schwerkolt, TSS, 34.53.
8. S X Carvolth, IGS, 36.48.
4. S Powell, BGS, 33.36.
8. J J Williams, IGS, 38.96.

12 Years & Under 50 LC Metre Freestyle Division 8

- 2014 - 1. N Finch, BGS, 32.95. 2. B Hindmarsh, GT, 34.28.
5. S Gallagher, BBC, 36.45. 6. R Hogan, TGS, 36.46.
2015 - 1. N A Baltus, TSS, 33.86. 2. T Sheehan, GT, 34.71.
5. O Schubert, TGS, 36.07. 6. F Noble, NC, 39.23.
9. D Fraser, BSHS, 48.95.

3. J Corbin, ACGS, 35.05.
7. M R Fuhrmann, TSS, 37.23.
3. C Ross, ACGS, 34.91.
7. M Stockton, BBC, 39.30.

4. I O Fiorini, NC, 35.74.
8. N A Stevens, IGS, 42.11.
4. C Winter, BGS, 35.61.
8. S J Dutton, IGS, 48.75.

12 Years & Under 50 LC Metre Freestyle Division 7

- 2014 - 1. B P Lonergan, NC, 34.38. 2. Z Nielsen, ACGS, 34.46.
5. C Condon, GT, 35.01. 6. M Rutley, BBC, 35.60.
2015 - 1. J Sullivan, GT, 33.52. 2. E Liew, ACGS, 34.19.
5. W P Cartwright, NC, 34.80. 6. R Gill, TGS, 35.07.
9. M Searle, BSHS, 47.22.

3. W Stanton, BGS, 34.52.
7. S Harmsworth, TGS, 35.76.
3. W Simpson, BGS, 34.30.
7. H Doe, BBC, 37.02.

4. M D Van der Schyff, TSS, 34.55.
8. G W Rowcliffe, IGS, 40.99.
4. Z H Rossiter, TSS, 34.42.
8. R P Phillips, IGS, 45.18.

12 Years & Under 50 LC Metre Freestyle Division 6

- 2014 - 1. H Swift, ACGS, 33.47. 2. N Rosemann, BGS, 33.80.
5. B P Rohan, NC, 35.21. 6. W O'Meara, BBC, 35.99.
2015 - 1. C Hall, ACGS, 33.24. 2. G Esler, GT, 33.43.
5. J Ware, BGS, 35.63. 6. N N Phillips, TSS, 35.73.
9. C A Jenner, IGS, 42.77.

3. W J Purcell, TSS, 34.11.
7. H Weir, TGS, 36.99.
3. D Jakins, TGS, 34.19.
7. M Nahrung, BBC, 36.45.

4. C Thorpe, GT, 34.42.
8. A J Cusworth, IGS, 39.77.
4. C J Washington, NC, 35.29.
8. N Gan, BSHS, 41.75.

12 Years & Under 50 LC Metre Freestyle Division 5

- 2014 - 1. M King-Koi, BGS, 33.58. 2. A Miller, ACGS, 33.64.
5. Z L Kirk, NC, 34.24. 6. B G Vine, TSS, 34.83.
2015 - 1. A Campbell, TGS, 32.80. 2. T Budden, GT, 33.64.
5. J C Ransby, TSS, 34.47. 6. R Daniskevicius, BBC, 36.02.
9. E T Horsey, IGS, 42.94.

3. S Voltz, GT, 33.88.
7. J Finlay, BBC, 36.30.
3. H Logan, BGS, 33.76.
7. B C Simmons-Emms, NC, 39.29.

4. W Tasker, TGS, 33.92.
8. R J Stieler, IGS, 37.34.
4. J MacPherson, ACGS, 34.05.
8. O Dann, BSHS, 42.42.

12 Years & Under 50 LC Metre Freestyle Division 4

- 2014 - 1. C Moloney, ACGS, 32.16. 2. R Ewing, TSS, 32.45.
5. O J Jones, NC, 34.99. 6. T Rainbird, BGS, 35.60.
2015 - 1. W Bradley, GT, 31.71. 2. G Tighe, TGS, 32.06.
5. D Chiang, BGS, 34.46. 6. H Ayres, BBC, 36.20.
9. J Brown, BSHS, 40.15.

3. S Dutton, GT, 33.73.
7. C Cowan, BBC, 37.10.
3. A Williams, ACGS, 32.93.
7. J M Meyer, NC, 36.63.

4. B Franey, TGS, 34.37.
8. A J Gough, IGS, 42.00.
4. T A Schwerkolt, TSS, 33.41.
8. J L Partridge, IGS, 38.85.

12 Years & Under 50 LC Metre Freestyle Division 3

- 2014 - 1. J N Lancaster, ACGS, 32.09. 2. K Kanemura, TSS, 33.31.
5. L Litzow, TGS, 33.57. 6. J Bhujel, NC, 33.90.
2015 - 1. N Langford, GT, 31.17. 2. J Dann, TGS, 32.35.
5. W Staib, BGS, 34.38. 6. W J Templeton, NC, 35.34.

3. E Musgrave, GT, 33.33.
7. J R Allum, IGS, 34.64.
3. L Brackenrig, ACGS, 32.65.
7. C Beard, BBC, 35.59.

4. S Atherton, BGS, 33.49.
8. H Guest, BBC, 35.42.
4. J B Donovan, TSS, 33.45.
8. T M Cahill, IGS, 36.77.

12 Years & Under 50 LC Metre Freestyle Division 2

- 2014 - 1. M Giles, ACGS, 31.47. 2. J Newland, TGS, 31.86.
5. H McKeering, GT, 32.21. 6. G T Wolventang, IGS, 33.75.
2015 - 1. C Schoorl, TGS, 30.42. 2. C Eade, BSHS, 31.60.
5. N O Robinson, TSS, 32.68. 6. K Jennison, BBC, 32.71.
9. M L Storer, IGS, 37.64.

3. J W Devlin, TSS, 31.89.
7. P M Long, NC, 3im, BBC, 34.67.
3. A Esler, GT, 31.61.
7. F Boorer, BGS, 33.62.

4. T Rimmington, BGS, 32.11.
4. J Boreham, ACGS, 31.73.
8. T R O'Keefe, NC, 34.11.

12 Years & Under 50 LC Metre Freestyle Division 1

- 2014 - 1. J Bible, ACGS, 29.79. 2. S D Porter, IGS, 31.00.
5. S Reed, TGS, 32.02. 6. J A Tomlinson, NC, 32.94.
2015 - 1. K Taylor, ACGS, 29.60. 2. B Reilly, TGS, 30.30.
5. G R Pauga, TSS, 32.32. 6. S X Carvolth, IGS, 33.01.
9. R D Granger, NC, 35.40.

3. W J Taylor, TSS, 31.34.
7. S Cochrane, BGS, 33.02.
3. P Traynor, BBC, 31.35.
7. B Lello, BSHS, 33.09.

4. M Lillcrap, GT, 31.94.
8. T Campbell, BBC, 34.56.
4. T Siao, GT, 32.29.
8. B Gibbons, BGS, 34.42.

10 Years & Under 50 LC Metre Backstroke Division 4

- 2014 - 1. C J Wallace, NC, 46.75. 2. C Bollard, BGS, 47.49.
5. K M Harrison, IGS, 53.44. 6. R S Kennedy, TSS, 54.03.
2015 - 1. L J Whelan, TSS, 47.03. 2. L Yakas, ACGS, 47.44.
5. W J Howard, NC, 56.52. 6. W Tacey, GT, 58.88.

3. R Teahan, TGS, 49.62
7. F Marshall, GT, 56.54.
3. T Logan, BGS, 51.93.
7. E G Cameron, IGS, 1:01.26.
4. Hobbes, ACGS, 50.14.
8. T Hedges, BBC, 57.41.
4. N Marshall, BBC, 55.12.

10 Years & Under 50 LC Metre Backstroke Division 3

- 2014 - 1. H S McKeown, NC, 46.71. 2. J Liddy, GT, 47.48.
5. R Brown, TGS, 49.34. 6. T Deeb, ACGS, 50.23.
2015 - 1. A Munro, ACGS, 45.81. 2. Z W Howard, TSS, 46.31.
5. S P Aggs, NC, 53.72. 6. M Bussing, TGS, 1:03.54.

3. J Spencer, BGS, 47.57.
7. H H Osborne, IGS, 51.47.
3. B Wang, BGS, 51.72.
7. T M Francis, IGS, 1:10.29.
4. S J Wolfenden, TSS, 49.23.
8. L Mackie, BBC, 52.74.
4. P Turnbull, BBC, 53.71.

10 Years & Under 50 LC Metre Backstroke Division 2

- 2014 - 1. W O Thilwind, TSS, 43.70. 2. A Walther, BGS, 45.84.
5. T Hartley, BBC, 50.25. 6. A Baynton, GT, 50.27.
2015 - 1. A Ridgway, ACGS, 42.47. 2. W B Marshall, TSS, 45.83.
5. O Meyer, BBC, 52.30. 6. E W Burton, NC, 53.18.

3. M Crook, TGS, 48.00.
7. W Rylance, ACGS, 52.07.
3. E Sommerville, BGS, 50.61.
7. Z Tosh, TGS, 56.67.
4. L A Rohan, NC, 49.42.
8. L J Gale, IGS, 56.32.
4. W Siddle, GT, 52.19.
8. T Brown, IGS, 1:02.71.

10 Years & Under 50 LC Metre Backstroke Division 1

- 2014 - 1. A Craig, TGS, 41.83. 2. B Stieper, ACGS, 44.50.
5. X Moloney, GT, 46.10. 6. M E Morrow-Woods, NC, 46.40.
2015 - 1. T Brentnall, BBC, 41.95. 2. C Cartisano, TSS, 43.71.
5. W Joseph, GT, 49.36. 6. F Marinez-Briggs, BGS, 51.15.

3. B Campbell, TSS, 45.07.
7. C Mills, BBC, 50.02.
3. D O'Sullivan, ACGS, 46.56.
7. S C Moore, IGS, 56.24.
4. S Powell, BGS, 46.07.
4. A S Romano, NC, 46.95.
8. A Wiggins, TGS, 1:03.27.

11 Years & Under 50 LC Metre Backstroke Division 4

- 2014 - 1. E Liew, ACGS, 43.22. 2. O Schubert, TGS, 43.59.
5. W Robinson, GT, 45.02. 6. C Winter, BGS, 46.62.
2015 - 1. W J Ell, TSS, 41.80. 2. L A Rohan, NC, 42.36.
5. J Liddy, GT, 46.00. 6. C Mills, BBC, 46.25.

3. T R O'Keefe, NC, 44.00.
7. N N Phillips, TSS, 46.96.
3. C Sparkes, ACGS, 42.69.
7. A Mohr, TGS, 46.63.
4. J Miller, BBC, 44.94.
8. R L Grieve, IGS, 54.21.
4. C Stoneley, BGS, 43.82.
8. T C Hurd, IGS, 50.73.

11 Years & Under 50 LC Metre Backstroke Division 3

- 2014 - 1. L J Goldie, TSS, 42.34. 2. A Williams, ACGS, 43.07.
5. W Simpson, BGS, 45.40. 6. R D Granger, NC, 45.84.
2015 - 1. P C Dallimore, NC, 42.76. 2. M S Kannemann, TSS, 42.98.
5. C Bollard, BGS, 45.82. 6. A Baynton, GT, 46.05.

3. N J Wright, IGS, 45.04.
7. O Nash, GT, 47.64.
3. E Rehbein, ACGS, 45.58.
7. H H Osborne, IGS, 47.26.
4. B Moore, TGS, 45.37.
8. P Traynor, BBC, 48.00.
4. M Crook, TGS, 45.68.
8. L Gallagher, BBC, 48.96.

11 Years & Under 50 LC Metre Backstroke Division 2

- 2014 - 1. L Brackenrig, ACGS, 41.53. 2. N Langford, GT, 42.31.
5. J Dann, TGS, 43.74. 6. F Boorer, BGS, 45.28.
2015 - 1. W O Thilwind, TSS, 40.11. 2. M E Morrow-Woods, NC, 41.85.
5. M Slattery, BBC, 45.60. 6. T Raspotnik, ACGS, 45.62.

3. J W Born, NC, 43.22.
7. J C Ransby, TSS, 45.61.
3. L Mackay, BGS, 43.43.
7. W Voltz, GT, 47.08.
4. R Daniskevicius, BBC, 43.50.
8. S X Carvolth, IGS, 45.89.
4. R Brown, TGS, 43.82.
8. L J Gale, IGS, 51.54.

11 Years & Under 50 LC Metre Backstroke Division 1

- 2014 - 1. K Jennison, BBC, 39.60. 2. K Taylor, ACGS, 39.96.
5. T A Schwerkolt, TSS, 42.68. 6. A Pearn, BGS, 42.71.
2015 - 1. A Craig, TGS, 38.46. 2. B Campbell, TSS, 38.71.
5. X Moloney, GT, 42.97. 6. S Powell, BGS, 43.03.

3. N J Nelson, NC, 40.21.
7. B Reilly, TGS, 43.37.
3. J J Nelson, NC, 38.91.
7. B Stieper, ACGS, 43.52.
4. J Sullivan, GT, 41.78.
8. M L Storer, IGS, 44.79.
4. J Douglas, BBC, 39.15.
8. C J Baxter, IGS, 47.11.

12 Years & Under 50 LC Metre Backstroke Division 4

- 2014 - 1. Z Nielsen, ACGS, 40.96. 2. B G Vine, TSS, 41.51.
5. O J Jones, NC, 43.90. 6. B Franey, TGS, 44.36.
2015 - 1. J Sullivan, GT, 39.02. 2. J Dann, TGS, 39.30.
5. R Daniskevicius, BBC, 43.74. 6. F Noble, NC, 50.91.

3. T Kim, BBC, 41.61.
7. T Rimmington, BGS, 45.44.
3. D Chiang, BGS, 42.76.
7. O Dann, BSHS, 52.27.
4. S Dutton, GT, 42.23.
8. R J Stieler, IGS, 54.64.
4. J C Ransby, TSS, 42.87.

12 Years & Under 50 LC Metre Backstroke Division 3

- 2014 - 1. M Giles, ACGS, 39.07. 2. K Kanemura, TSS, 40.12.
5. C Cowan, BBC, 43.34. 6. L Litzow, TGS, 43.79.
2015 - 1. W Bradley, GT, 39.41. 2. B Reilly, TGS, 39.65.
5. M Stockton, BBC, 43.08. 6. J M Meyer, NC, 43.13.
9. J L Partridge, IGS, 48.11.

3. Z L Kirk, NC, 40.78.
7. T Rainbird, BGS, 44.71.
3. T A Schwerkolt, TSS, 40.82.
7. B Gibbons, BGS, 44.29.
4. E Musgrave, GT, 41.45.
8. N A Stevens, IGS, 49.14.
4. J Bright, ACGS, 42.55.
8. J Brown, BSHS, 46.26.

12 Years & Under 50 LC Metre Backstroke Division 2

- 2014 - 1. J N Lancaster, ACGS, 38.22. 2. W J Taylor, TSS, 38.62.
5. S Cochrane, BGS, 41.81. 6. H Guest, BBC, 42.09.
2015 - 1. G Tighe, TGS, 36.61. 2. A Esler, GT, 37.10.
5. L Brackenrig, ACGS, 38.83. 6. F Boorer, BGS, 41.67.
9. C Beard, BBC, 45.96.

3. S Reed, TGS, 40.76.
7. M Lillicrap, GT, 42.78.
3. C Eade, BSHS, 38.13.
7. T R O'Keefe, NC, 42.19.
4. J Bhujel, NC, 41.33.
8. G T Wolventang, IGS, 48.38.
4. N O Robinson, TSS, 38.80.
8. M L Storer, IGS, 43.24.

12 Years & Under 50 LC Metre Backstroke Division 1

- 2014 - 1. J Bible, ACGS, 35.82. 2. J Newland, TGS, 36.48.
5. T Campbell, BBC, 39.94. 6. S Atherton, BGS, 40.40.
2015 - 1. C Schoorl, TGS, 34.72. 2. G R Pauga, TSS, 35.43.
5. T Siao, GT, 37.63. 6. B Lello, BSHS, 38.79.
9. C Winter, BGS, 45.24.

3. J W Devlin, TSS, 37.76.
7. H McKeering, GT, 41.01.
3. K Taylor, ACGS, 36.32.
7. S X Carvolth, IGS, 39.29.
4. J A Tomlinson, NC, 39.28.
8. S D Porter, IGS, 42.66.
4. K Jennison, BBC, 37.16.
8. R D Granger, NC, 45.15.

10 Years & Under 50 LC Metre Butterfly Division 2

- 2014 - 1. M Crook, TGS, 45.60. 2. W O Thilwind, TSS, 47.50.
5. C J Wallace, NC, 55.05. 6. W Rylance, ACGS, 56.71.
2015 - 1. N Michael, BGS, 47.75. 2. C Cartisano, TSS, 47.91.
5. T Brown, IGS, 1:05.93. 6. S Bell, BBC, 1:16.36.

3. D Weightman, BGS, 49.82.
7. A Baynton, GT, 59.09.
3. A Ridgway, ACGS, 50.70.
7. S P Aggs, NC, 1:20.81.
4. T Hartley, BBC, 54.22.
8. J T Wilkinson, IGS, 1:11.37.
4. W Siddle, GT, 1:05.90.
8. H Andreas, TGS, 1:22.00.

10 Years & Under 50 LC Metre Butterfly Division 1

- 2014 - 1. X Moloney, GT, 39.70. 2. A Craig, TGS, 40.48.
5. M E Morrow-Woods, NC, 49.17. 6. H H Osborne, IGS, 53.29.
2015 - 1. T Brentnall, BBC, 38.88. 2. W B Marshall, TSS, 42.09.
5. D O'Sullivan, ACGS, 49.91. 6. W Joseph, GT, 50.64.

3. S Powell, BGS, 44.42.
7. B Stieper, ACGS, 53.31.
3. H Nelson, BGS, 45.25.
7. S C Moore, IGS, 1:02.17.
4. B Campbell, TSS, 47.56.
8. C Mills, BBC, 59.29.
4. J M Spiteri, NC, 47.14.
8. M Bussing, TGS, 1:21.70.

11 Years & Under 50 LC Metre Butterfly Division 2

- 2014 - 1. L Brackenrig, ACGS, 39.06. 2. N Langford, GT, 39.38.
5. W Staib, BGS, 42.53. 6. M L Storer, IGS, 46.86.
2015 - 1. M S Kannemann, TSS, 39.18. 2. R J Zelensky, NC, 40.39.
5. W Voltz, GT, 41.65. 6. M Bond, ACGS, 46.84.

3. R D Granger, NC, 41.71.
7. M Nahrung, BBC, 47.10.
3. G Sayer, BGS, 40.62.
7. J Bellette, BBC, 47.65.
4. J Dann, TGS, 41.82.
8. Z H Rossiter, TSS, 52.09.
4. M Crook, TGS, 40.63.

11 Years & Under 50 LC Metre Butterfly Division 1

2014 - 1. K Taylor, ACGS, 37.89.
5. B Reilly, TGS, 41.20.
2015 - 1. X Moloney, GT, 36.31.
5. S Powell, BGS, 38.70.

2. J W Born, NC, 38.53.
6. S X Carvolth, IGS, 43.13.
2. B Campbell, TSS, 37.03.
6. E Rehbein, ACGS, 42.62.

3. T Budden, GT, 39.83.
7. W Simpson, BGS, 44.28.
3. A Craig, TGS, 37.26.
7. M Slattery, BBC, 45.30.

4. K Jennison, BBC, 39.99.
8. J C Ransby, TSS, 44.75.
4. C D Cameron, NC, 37.68.
8. H H Osborne, IGS, 51.01.

12 Years & Under 50 LC Metre Butterfly Division 2

2014 - 1. J W Devlin, TSS, 36.11.
5. S Atherton, BGS, 40.97.
2015 - 1. G Tighe, TGS, 34.70.
5. N O Robinson, TSS, 38.45.

2. M Giles, ACGS, 36.62.
6. S Reed, TGS, 43.35.
2. J Boreham, ACGS, 36.24.
6. W Simpson, BGS, 39.28.

3. J A Tomlinson, NC, 40.00.
7. R J Stieler, IGS, 45.19.
3. C Eade, BSHS, 36.45.
7. M Nahrung, BBC, 43.45.

4. E Musgrave, GT, 40.11.
8. T Campbell, BBC, 46.43.
4. A Esler, GT, 37.03.
8. W P Cartwright, NC, 45.15.

12 Years & Under 50 LC Metre Butterfly Division 1

2014 - 1. J Bible, ACGS, 32.86.
5. H McKeering, GT, 37.07.
2015 - 1. C Schoorl, TGS, 31.57.
5. K Jennison, BBC, 36.22.
9. W Staib, BGS, 41.80.

2. W J Taylor, TSS, 34.33.
6. J Bhujel, NC, 37.40.
2. K Taylor, ACGS, 33.94.
6. T R O'Keefe, NC, 37.26.

3. S D Porter, IGS, 36.65.
7. S Cochrane, BGS, 37.76.
3. T Siao, GT, 35.37.
7. B Lello, BSHS, 37.59.

4. J Newland, TGS, 36.94.
8. T Kim, BBC, 40.98.
4. G R Pauga, TSS, 35.63.
8. S X Carvolth, IGS, 39.10.

10 Years & Under 4x50 LC Metre Freestyle Relay Division 1

2014 - 1. BGS, 2:50.40.
5. TSS, 3:02.04.
2015 - 1. ACGS, 2:31.13.
5. GT, 3:02.87.

2. ACGS, 2:51.10.
6. GT, 3:16.39.
2. BBC, 2:41.74.
6. NC, 3:19.33.

3. NC, 2:53.39.
7. IGS, 3:20.36.
3. BGS, 2:50.51.
7. IGS, 3:28.53.

4. BBC, 2:55.96.
--. TGS, DQ.
4. TSS, 3:01.93.
8. TGS, 3:29.00.

10 Years & Under 4x50 LC Metre Medley Relay Division 1

2014 - 1. GT, 3:07.35.
5. IGS, 3:38.54.
2015 - 1. ACGS, 2:58.42.
5. GT, 3:36.05.

2. BGS, 3:09.04.
6. TGS, 3:42.82.
2. TSS, 2:58.62.
6. BBC, 3:51.33.

3. TSS, 3:10.06.
--. NC, DQ.
3. NC, 3:09.17.

4. ACGS, 3:18.88.
4. BGS, 3:16.81.

11 Years & Under 4x50 LC Metre Freestyle Relay Division 1

2014 - 1. GT, 2:20.25.
5. BGS, 2:27.97.
2015 - 1. NC, 2:22.48.
5. TGS, 2:35.94.

2. NC, 2:23.35.
6. TSS, 2:34.13.
2. ACGS, 2:25.53.
6. BBC, 2:36.63.

3. TGS, 2:24.13.
7. BBC, 2:35.31.
3. BGS, 2:28.88.
7. GT, 2:45.85.

4. ACGS, 2:25.73.
8. IGS, 3:12.04.
4. TSS, 2:34.70.
8. IGS, 2:53.21.

11 Years & Under 4x50 LC Metre Medley Relay Division 1

2014 - 1. ACGS, 2:34.98.
5. BGS, 2:52.73.
2015 - 1. TSS, 2:37.79.
5. BGS, 2:48.89.

2. NC, 2:43.83.
6. TSS, 2:55.10.
2. NC, 2:40.31.
6. ACGS, 2:51.72.

3. BBC, 2:49.48.
7. IGS, 3:04.91.
3. TGS, 2:44.04.
7. GT, 2:52.37.

4. GT, 2:51.30.
8. TGS, 3:15.58.
4. BBC, 2:47.87.
8. IGS, 3:10.86.

12 Years & Under 4x50 LC Metre Freestyle Relay Division 2

2014 - 1. ACGS, 2:17.67.
5. GT, 2:29.20.
2015 - 1. GT, 2:21.32.
5. NC, 2:30.11.

2. NC, 2:24.46.
6. BBC, 2:29.98.
2. BGS, 2:24.87.
6. BBC, 2:31.58.

3. BGS, 2:24.61.
7. IGS, 3:02.37.
3. TSS, 2:27.49.
7. IGS, 3:01.21.

4. TSS, 2:28.40.
4. TGS, 2:28.44.
--. ACGS, DQ.

12 Years & Under 4x50 LC Metre Freestyle Relay Division 1

2014 - 1. GT, 2:11.51.
5. TSS, 2:22.07.
2015 - 1. GT, 2:07.79.
5. TSS, 2:22.20.
--. BSHS, 3:03.95.

2. ACGS, 2:13.75.
6. NC, 2:26.30.
2. ACGS, 2:16.25.
6. NC, 2:22.59.

3. TGS, 2:14.50.
7. BBC, 2:32.79.
3. TGS, 2:17.71.
7. BBC, 2:39.91.

4. BGS, 2:15.11.
--. IGS, DQ.
4. BGS, 2:22.18.
8. IGS, 2:58.94.

12 Years & Under 4x50 LC Metre Medley Relay Division 1

2014 - 1. ACGS, 2:23.83.
5. BBC, 2:43.81.
2015 - 1. TGS, 2:22.43.
5. GT, 2:38.19.
9. IGS, 3:04.45.

2. TSS, 2:27.13.
6. GT, 2:45.60.
2. ACGS, 2:28.39.
6. BSHS, 2:48.88.

3. BGS, 2:30.20.
7. IGS, 2:45.62.
3. TSS, 2:32.34.
7. BGS, 2:48.94.

4. NC, 2:38.81.
8. TGS, 3:02.77.
4. BBC, 2:34.80.
8. NC3:03.78.

NOTES

GPS SWIMMING PROGRAM

TIMING AND ORDER OF EVENTS 13 Years & Under - Open

Event	Time	Name of event	Age group
1	3.00pm	400m Freestyle	All Age
2	3.09pm	200m Ind. Medley	All Age
3	3.15pm	50m Freestyle	13 Yrs & U
4	3.18pm	50m Freestyle	14 Yrs & U
5	3.21pm	50m Freestyle	15 Yrs & U
6	3.24pm	50m Freestyle	16 Yrs & U
7	3.27pm	50m Freestyle	Open
8	3.30pm	50m Backstroke	13 Yrs & U
9	3.33pm	50m Backstroke	14 Yrs & U
10	3.36pm	50m Backstroke	15 Yrs & U
11	3.39pm	50m Backstroke	16 Yrs & U
12	3.42pm	100m Backstroke	Open
13	3.45pm	100m Freestyle	13 Yrs & U
14	3.48pm	100m Freestyle	14 Yrs & U
15	3.51pm	100m Freestyle	15 Yrs & U
16	3.54pm	100m Freestyle	16 Yrs & U
17	3.57pm	100m Freestyle	Open
18	4.00pm	50m Breaststroke	13 Yrs & U
19	4.03pm	50m Breaststroke	14 Yrs & U
20	4.06pm	50m Breaststroke	15 Yrs & U
21	4.09pm	50m Breaststroke	16 Yrs & U
22	4.12pm	100m Breaststroke	Open
23	4.15pm	50m Butterfly	13 Yrs & U
24	4.18pm	50m Butterfly	14 Yrs & U
25	4.21pm	50m Butterfly	15 Yrs & U
26	4.24pm	50m Butterfly	16 Yrs & U
27	4.27pm	100m Butterfly	Open
28	4.30pm	200m Freestyle	13 Yrs & U
29	4.34pm	200m Freestyle	14 Yrs & U
30	4.38pm	200m Freestyle	15 Yrs & U
31	4.42pm	200m Freestyle	16 Yrs & U
32	4.46pm	200m Freestyle	Open
33	4.50pm	Medley Relay	13 Yrs & U
34	4.55pm	300m Freestyle Relay	13 Yrs & U
35	5.00pm	Medley Relay	14 Yrs & U
36	5.05pm	300m Freestyle Relay	14 Yrs & U

GPS SWIMMING PROGRAM

TIMING AND ORDER OF EVENTS 13 Years & Under - Open

Event	Time	Name of event	Age group
37	5.10pm	Medley Relay	15 Yrs & U
38	5.15pm	300m Freestyle Relay	15 Yrs & U
39	5.20pm	Medley Relay	16 Yrs & U
40	5.25pm	300m Freestyle Relay	16 Yrs & U
41	5.30pm	Medley Relay	Open
42	5.35pm	300m Freestyle Relay	Open
	11.45am	Presentation of the Trophies	

NB: The Championships are to be conducted in one day in Sessions for age groupings [10Years & Under - 12 Years & Under] and [13 Years & Under - Open]. The eligibility criteria for Year 5 & 6 students is they cannot compete in Session 2 [13 Years & Under - Open], but Year 7's who meet the criteria to compete in the 12 Years & Under age group can compete in the [10Years & Under - 12 Years & Under] event. A Year 7 student may only compete in one Championship event.



GPS SWIMMING RECORD HOLDERS

13 Years & Under - Open

Event	Name of event	Record Time	Date	Name	School
1	400 Freestyle	3:51.94	1991	K J Perkins	BBC
2	200 IM (All Ages)	2:05.91	5/03/2004	L Brodie	NC
3	13&U 50 Freestyle	25.99	8/03/2013	B M Carlyon	BBC
4	14&U 50 Freestyle	24.96	2000	D S C Cramb	BBC
5	15&U 50 Freestyle	24.42	1993	R A Powells	BSHS
6	16&U 50 Freestyle	23.98	1994	R A Powells	BSHS
7	50 Freestyle	23.36	1988	A J Baildon	TSS
8	13&U 50 Backstroke	28.70	10/03/2006	H B Taylor	ACGS
9	14&U 50 Backstroke	28.61	9/03/2007	H B Taylor	ACGS
10	15&U 50 Backstroke	28.13	6/03/2009	Z J Whenuaroa	NC
11	16&U 50 Backstroke	27.34	4/03/2011	R C Gerlach	ACGS
12	100 Backstroke	57.94	5/03/2004	L Brodie	NC
13	13&U 100 Freestyle	57.02	6/03/2009	C F Fasala	IGS
14	14&U 100 Freestyle	54.79	5/03/2010	C F Fasala	IGS
15	15&U 100 Freestyle	52.96	5/03/2004	D J van Velden	BBC
16	16&U 100 Freestyle	52.90	2/03/2012	C F Fasala	IGS
17	100 Freestyle	51.09	6/03/2015	S Young	BGS
18	13&U 50 Breaststroke	33.06	2/03/2012	Z Stubblety Cook	ACGS
19	14&U 50 Breaststroke	31.97	1992	R D Harrison	ACGS
20	15&U 50 Breaststroke	30.88	2001	C D Sprenger	GT
21	16&U 50 Breaststroke	30.29	1998	M E Riley	BGS
22	100 Breaststroke	1:02.82	2003	C D Sprenger	GT
23	13&U 50 Butterfly	28.51	2003	J R Bruton	TSS
24	14&U 50 Butterfly	26.76	7/03/2014	B M Carlyon	BBC
25	15&U 50 Butterfly	26.09	6/03/2009	Z J Whenuaroa	NC
26	16&U 50 Butterfly	26.04	4/03/2011	A F Press	TSS
27	100 Butterfly	55.62	5/03/2010	C Fedrick	IGS
28	13&U 200 Freestyle	2:04.49	1994	W B Guthrie	GT
29	14&U 200 Freestyle	2:01.51	1993	S C Kennedy	NC
30	15&U 200 Freestyle	1:57.22	5/03/2004	D J van Velden	BBC
31	16&U 200 Freestyle	1:55.86	2001	N R Sprenger	GT
32	200 Freestyle	1:52.29	2002	N R Sprenger	GT
33	13&U 200 Medley Relay	2:03.35	8/03/2013		BSHS
34	13&U 300 Freestyle Relay	2:49.23	7/03/2014		BBC
35	14&U 200 Medley Relay	1:58.64	2/03/2012		TGS
36	14&U 300 Freestyle Relay	2:38.92	6/03/2015		BBC
37	15&U 200 Medley Relay	1:54.27	4/03/2011		NC
38	15&U 300 Freestyle Relay	2:33.41	9/03/2007		BGS
39	16&U 200 Medley Relay	1:51.61	8/03/2013		TSS
40	16&U 300 Freestyle Relay	2:30.99	7/03/2008		BGS
41	200 Medley Relay	1:45.71	6/03/2015		TSS
42	300 Freestyle Relay	2:25.80	6/03/2009		BGS

GPS SWIMMING START LIST

13 Years & Under - Open

Event 1 Boys 400 LC Metre Freestyle

To start at 3.00pm

GPS Record: 3:51.94 1991 K J Perkins, BBC

Lane	Name	Age	Team	Time
1	M Gould	14	GT	_____
2	C McFaul	17	BSHS	_____
3	K R Burton	15	IGS	_____
4	D Pool	17	ACGS	_____
5	M J Osborn	16	TSS	_____
6	D Stevens	17	TGS	_____
7	O Mitchell	15	BBC	_____
8	A Grant	15	BGS	_____
9	L T Gough	16	NC	_____

Event 2 Boys 200 LC Metre IM

To start at 3.09pm

GPS Record: 2:05.91 5/03/2004 L Brodie, NC

Lane	Name	Age	Team	Time
1	D Bell	17	GT	_____
2	J Bayley	17	BSHS	_____
3	R C Maskelyne	17	IGS	_____
4	A Tchernegovski	17	ACGS	_____
5	S Goadby	18	TSS	_____
6	F Stewart	16	TGS	_____
7	M Patullo	17	BBC	_____
8	Y Chan	16	BGS	_____
9	W M Ellis	16	NC	_____

Event 3 Boys 13 & Under 50 LC Metre Freestyle

To start at 3.15pm

GPS Record: 25.99 8/03/2013 B M Carlyon, BBC

Lane	Name	Age	Team	Time
1	N Langford	13	GT	_____
2	A Fahey	13	BSHS	_____
3	L H Donnelly	13	IGS	_____
4	K Taylor	13	ACGS	_____
5	J B Coffey	13	TSS	_____
6	B Reilly	13	TGS	_____
7	P Traynor	13	BBC	_____
8	A Fenton	13	BGS	_____
9	T E Raymond	13	NC	_____

Event 4 Boys 14 & Under 50 LC Metre Freestyle

To start at 3.18pm

GPS Record: 24.96 2000 D S C Cramb, BBC

Lane	Name	Age	Team	Time
1	M Lillicrap	14	GT	_____
2	W Johannesen	14	BSHS	_____
3	S D Porter	14	IGS	_____
4	C Peabody	14	ACGS	_____
5	R J King	14	TSS	_____
6	B Skeates	14	TGS	_____
7	J Ryan	14	BBC	_____
8	L Graham	14	BGS	_____
9	K S Smith	14	NC	_____

Event 5 Boys 15 & Under 50 LC Metre Freestyle

To start at 3.21pm

GPS Record: 24.42 1993 R A Powells, BSHS

Lane	Name	Age	Team	Time
1	C Williamson	15	GT	_____
2	C Mitchell	15	BSHS	_____
3	K R Welfare	15	IGS	_____
4	C Smith	15	ACGS	_____
5	W Blyth	15	TSS	_____
6	E McLean	15	TGS	_____
7	S Kovac	15	BBC	_____
8	M Adi	15	BGS	_____
9	C L Sanders	15	NC	_____

Event 6 Boys 16 & Under 50 LC Metre Freestyle

To start at 3.24pm

GPS Record: 23.98 1994 R A Powells, BSHS

Lane	Name	Age	Team	Time
1	T Kerby	16	GT	_____
2	D Ashcroft	16	BSHS	_____
3	J G Runnegar	16	IGS	_____
4	W Harris	16	ACGS	_____
5	F M Baildon	16	TSS	_____
6	S Geldenhuys	16	TGS	_____
7	B Carlyon	16	BBC	_____
8	J Jackson	16	BGS	_____
9	S A Coombes	16	NC	_____

Event 7 Boys 50 LC Metre Freestyle

To start at 3.27pm

GPS Record: 23.36 1988 A J Baildon, TSS

Lane	Name	Age	Team	Time
1	K McInerney	18	GT	_____
2	B Milinkov	17	BSHS	_____
3	B G Cawood	17	IGS	_____
4	H Abeya	17	ACGS	_____
5	L V Pearce	17	TSS	_____
6	B Clarke	17	TGS	_____
7	D Beames	17	BBC	_____
8	T Ryan	17	BGS	_____
9	J A Preval	17	NC	_____

Event 8 Boys 13 & Under 50 LC Metre Backstroke

To start at 3.30pm

GPS Record: 28.70 10/03/2006 H B Taylor, ACGS

Lane	Name	Age	Team	Time
1	T Siao	13	GT	_____
2	J Bayliss	13	BSHS	_____
3	L H Donnelly	13	IGS	_____
4	L Brackenrig	13	ACGS	_____
5	E Mitchell	13	TSS	_____
6	C Schoorl	13	TGS	_____
7	K Belcher	13	BBC	_____
8	A Fenton	13	BGS	_____
9	N J Nelson	13	NC	_____

GPS SWIMMING START LIST

13 Years & Under - Open

Event 9 Boys 14 & Under 50 LC Metre Backstroke

To start at 3.33pm

GPS Record: 28.61 9/03/2007 H B Taylor, ACGS

Lane	Name	Age	Team	Time
1	T Neill	14	GT	_____
2	F Mulcahy	14	BSHS	_____
3	J D Campbell	14	IGS	_____
4	C Peabody	14	ACGS	_____
5	K L Skipps	14	TSS	_____
6	S Reed	14	TGS	_____
7	T Kim	14	BBC	_____
8	T Crossley	14	BGS	_____
9	J A Tomlinson	14	NC	_____

Event 10 Boys 15 & Under 50 LC Metre Backstroke

To start at 3.36pm

GPS Record: 28.13 6/03/2009 Z J Whenuaroa, NC

Lane	Name	Age	Team	Time
1	C Williamson	15	GT	_____
2	O Boucher	15	BSHS	_____
3	L B McGowan	15	IGS	_____
4	C Smith	15	ACGS	_____
5	Z A Maher	15	TSS	_____
6	L Constable	15	TGS	_____
7	L Byrne	15	BBC	_____
8	M Jones	15	BGS	_____
9	H Cotter	15	NC	_____

Event 11 Boys 16 & Under 50 LC Metre Backstroke

To start at 3.39pm

GPS Record: 27.34 4/03/2011 R C Gerlach, ACGS

Lane	Name	Age	Team	Time
1	R Townsend	16	GT	_____
2	C Williams	16	BSHS	_____
3	M J Campbell	16	IGS	_____
4	W Harris	16	ACGS	_____
5	C W O'Neill	16	TSS	_____
6	T Wilson	16	TGS	_____
7	B Carlyon	16	BBC	_____
8	B Wang	16	BGS	_____
9	S A Coombes	16	NC	_____

Event 12 Boys 100 LC Metre Backstroke

To start at 3.42pm

GPS Record: 57.94 5/03/2004 L Brodie, NC

Lane	Name	Age	Team	Time
1	K McNerney	18	GT	_____
2	J Speedy	17	BSHS	_____
3	K J Bilzon	17	IGS	_____
4	H Abeya	17	ACGS	_____
5	E D Cole	17	TSS	_____
6	Z Templeton	17	TGS	_____
7	J White	17	BBC	_____
8	C Ormrod	17	BGS	_____
9	B T Woolf	17	NC	_____

Event 13 Boys 13 & Under 100 LC Metre Freestyle

To start at 3.45pm

GPS Record: 57.02 6/03/2009 C F Fasala, IGS

Lane	Name	Age	Team	Time
1	T Siao	13	GT	_____
2	A Fahey	13	BSHS	_____
3	J Saiti-Dixon	12	IGS	_____
4	K Taylor	13	ACGS	_____
5	E Mitchell	13	TSS	_____
6	B Reilly	13	TGS	_____
7	B Belcher	13	BBC	_____
8	A Fenton	13	BGS	_____
9	T E Raymond	13	NC	_____

Event 14 Boys 14 & Under 100 LC Metre Freestyle

To start at 3.48pm

GPS Record: 54.79 5/03/2010 C F Fasala, IGS

Lane	Name	Age	Team	Time
1	T Neill	14	GT	_____
2	A Kim	14	BSHS	_____
3	J R Allum	14	IGS	_____
4	H Mayo	14	ACGS	_____
5	K L Skipps	14	TSS	_____
6	B Skeates	14	TGS	_____
7	A Zhu	14	BBC	_____
8	T Rimmington	14	BGS	_____
9	J A Tomlinson	14	NC	_____

Event 15 Boys 15 & Under 100 LC Metre Freestyle

To start at 3.51pm

GPS Record: 52.96 5/03/2004 D J van Velden, BBC

Lane	Name	Age	Team	Time
1	C Williamson	15	GT	_____
2	C Mitchell	15	BSHS	_____
3	K R Welfare	15	IGS	_____
4	C Smith	15	ACGS	_____
5	L C Parrish	15	TSS	_____
6	E McLean	15	TGS	_____
7	L Byrne	15	BBC	_____
8	M Jones	15	BGS	_____
9	H Cotter	15	NC	_____

Event 16 Boys 16 & Under 100 LC Metre Freestyle

To start at 3.54pm

GPS Record: 52.90 2/03/2012 C F Fasala, IGS

Lane	Name	Age	Team	Time
1	T Kerby	16	GT	_____
2	C Williams	16	BSHS	_____
3	F M Ford	16	IGS	_____
4	W Harris	16	ACGS	_____
5	D R Boon-Tennet	16	TSS	_____
6	S Geldenhuys	16	TGS	_____
7	Z Nicol	16	BBC	_____
8	J Jackson	16	BGS	_____
9	L T Gough	16	NC	_____

PROGRAM CORRECT AT TIME OF PRINTING

GPS SWIMMING START LIST

13 Years & Under - Open

Event 17 Boys 100 LC Metre Freestyle

To start at 3.57pm

GPS Record: 51.00 6/03/2015 S Young, BGS

Lane	Name	Age	Team	Time
1	J Ferguson	17	GT	_____
2	B Milinkov	17	BSHS	_____
3	J W Ford	17	IGS	_____
4	H Abeya	17	ACGS	_____
5	C Usher	18	TSS	_____
6	J Buk	17	TGS	_____
7	J White	17	BBC	_____
8	T Ryan	17	BGS	_____
9	J B Herbert	17	NC	_____

Event 18 Boys 13 & Under 50 LC Metre Breaststroke

To start at 4.00pm

GPS Record: 33.06 2/03/2012 Z Stubblety-Cook, ACGS

Lane	Name	Age	Team	Time
1	P Denholm	13	GT	_____
2	B Lello	13	BSHS	_____
3	S X Carvolth	13	IGS	_____
4	J Boreham	13	ACGS	_____
5	N N Phillips	13	TSS	_____
6	C Schoorl	13	TGS	_____
7	P Traynor	13	BBC	_____
8	H Sommerville	13	BGS	_____
9	M D Sorby	13	NC	_____

Event 19 Boys 14 & Under 50 LC Metre Breaststroke

To start at 4.03pm

GPS Record: 31.97 1992 R D Harrison, ACGS

Lane	Name	Age	Team	Time
1	M Gould	14	GT	_____
2	D Donskoi	14	BSHS	_____
3	J R Allum	14	IGS	_____
4	H Mayo	14	ACGS	_____
5	R J King	14	TSS	_____
6	M Harrison	14	TGS	_____
7	A Zhu	14	BBC	_____
8	T Rimmington	14	BGS	_____
9	K S Smith	14	NC	_____

Event 20 Boys 15 & Under 50 LC Metre Breaststroke

To start at 4.06pm

GPS Record: 30.88 2001 C D Sprenger, GT

Lane	Name	Age	Team	Time
1	T Dearlove	15	GT	_____
2	W Chan	15	BSHS	_____
3	R C Gordon	15	IGS	_____
4	J Abeya	15	ACGS	_____
5	J J Hardess	15	TSS	_____
6	D Reilly	15	TGS	_____
7	S Kovac	15	BBC	_____
8	A Grant	15	BGS	_____
9	P C Cabot	14	NC	_____

Event 21 Boys 16 & Under 50 LC Metre Breaststroke

To start at 4.09pm

GPS Record: 30.29 1998 M E Riley, BGS

Lane	Name	Age	Team	Time
1	R Townsend	16	GT	_____
2	D Ashcroft	16	BSHS	_____
3	J Busch	16	IGS	_____
4	M Binks	16	ACGS	_____
5	J T Rutherford	16	TSS	_____
6	J Smith	16	TGS	_____
7	L Kalate	16	BBC	_____
8	Y Chan	16	BGS	_____
9	H P Smith	16	NC	_____

Event 22 Boys 100 LC Metre Breaststroke

To start at 4.12pm

GPS Record: 1:02.82 2003 C D Sprenger, GT

Lane	Name	Age	Team	Time
1	D Bell	17	GT	_____
2	C Parberry	17	BSHS	_____
3	R C Maskelyne	17	IGS	_____
4	Z Stubblety-Cook	17	ACGS	_____
5	C J van der Laan	18	TSS	_____
6	B Clarke	17	TGS	_____
7	M Patullo	17	BBC	_____
8	B Garbutt	16	BGS	_____
9	B T Woolf	17	NC	_____

Event 23 Boys 13 & Under 50 LC Metre Butterfly

To start at 4.15pm

GPS Record: 28.51 2003 J R Bruton, TSS

Lane	Name	Age	Team	Time
1	T Suttie	13	GT	_____
2	A Fahey	13	BSHS	_____
3	J Saiti-Dixon	12	IGS	_____
4	L Brackenrig	13	ACGS	_____
5	J B Coffey	13	TSS	_____
6	C Schoorl	13	TGS	_____
7	B Belcher	13	BBC	_____
8	H Sommerville	13	BGS	_____
9	J W Born	13	NC	_____

Event 24 Boys 14 & Under 50 LC Metre Butterfly

To start at 4.18pm

GPS Record: 26.76 7/03/2014 B M Carlyon, BBC

Lane	Name	Age	Team	Time
1	L McInerney	14	GT	_____
2	A Kim	14	BSHS	_____
3	J D Campbell	14	IGS	_____
4	J Bible	14	ACGS	_____
5	K L Skipps	14	TSS	_____
6	B Skeates	14	TGS	_____
7	J Ryan	14	BBC	_____
8	L Graham	14	BGS	_____
9	Z L Kirk	14	NC	_____

GPS SWIMMING START LIST

13 Years & Under - Open

Event 25 Boys 15 & Under 50 LC Metre Butterfly

To start at 4.21pm

GPS Record: 26.09 6/03/2009 Z J Whenuaroa, NC

Lane	Name	Age	Team	Time
1	O Milne	15	GT	_____
2	L Harris	15	BSHS	_____
3	K R Burton	15	IGS	_____
4	J Abeya	15	ACGS	_____
5	S P Arthur	15	TSS	_____
6	L Constable	15	TGS	_____
7	L Byrne	15	BBC	_____
8	M Jones	15	BGS	_____
9	C L Sanders	15	NC	_____

Event 26 Boys 16 & Under 50 LC Metre Butterfly

To start at 4.24pm

GPS Record: 26.04 4/03/2011 A F Press, TSS

Lane	Name	Age	Team	Time
1	T Kerby	16	GT	_____
2	D Ashcroft	16	BSHS	_____
3	L J Burdett	16	IGS	_____
4	J Hall	16	ACGS	_____
5	M J Osborn	16	TSS	_____
6	F Stewart	16	TGS	_____
7	B Carlyon	16	BBC	_____
8	J Jackson	16	BGS	_____
9	S A Coombes	16	NC	_____

Event 27 Boys 100 LC Metre Butterfly

To start at 4.27pm

GPS Record: 55.62 5/03/2010 C Fedrick, IGS

Lane	Name	Age	Team	Time
1	K McInerney	18	GT	_____
2	J Lello	17	BSHS	_____
3	J W Ford	17	IGS	_____
4	A Tchernegovski	17	ACGS	_____
5	C Usher	18	TSS	_____
6	D Stevens	17	TGS	_____
7	D Beames	17	BBC	_____
8	M Hensen, (V)	18	BGS	_____
9	W M Martin	16	NC	_____

Event 28 Boys 13 & Under 200 LC Metre Freestyle

To start at 4.30pm

GPS Record: 2:04.49 1994 W B Guthrie, GT

Lane	Name	Age	Team	Time
1	T Siao	13	GT	_____
2	C Behr	13	BSHS	_____
3	J Saiti-Dixon	12	IGS	_____
4	K Taylor	13	ACGS	_____
5	E Mitchell	13	TSS	_____
6	B Reilly	13	TGS	_____
7	P Traynor	13	BBC	_____
8	H Sommerville	13	BGS	_____
9	T E Raymond	13	NC	_____

Event 29 Boys 14 & Under 200 LC Metre Freestyle

To start at 4.34pm

GPS Record: 2:01.51 1993 S C Kennedy, NC

Lane	Name	Age	Team	Time
1	T Neill	14	GT	_____
2	J Lancaster	14	BSHS	_____
3	J R Allum	14	IGS	_____
4	H Mayo	14	ACGS	_____
5	R J King	14	TSS	_____
6	S Reed	14	TGS	_____
7	A Zhu	14	BBC	_____
8	T Rimmington	14	BGS	_____
9	J A Tomlinson	14	NC	_____

Event 30 Boys 15 & Under 200 LC Metre Freestyle

To start at 4.38pm

GPS Record: 1:57.22 5/03/2004 D J van Velden, BBC

Lane	Name	Age	Team	Time
1	J Allen	13	GT	_____
2	C Mitchell	15	BSHS	_____
3	K R Welfare	15	IGS	_____
4	L Sheffield	15	ACGS	_____
5	S P Arthur	15	TSS	_____
6	E McLean	15	TGS	_____
7	O Mitchell	15	BBC	_____
8	A Grant	15	BGS	_____
9	H Cotter	15	NC	_____

Event 31 Boys 16 & Under 200 LC Metre Freestyle

To start at 4.42pm

GPS Record: 1:55.86 2001 N R Sprenger, GT

Lane	Name	Age	Team	Time
1	R Townsend	16	GT	_____
3	S A Ambrose	16	IGS	_____
4	M Binks	16	ACGS	_____
5	M J Osborn	16	TSS	_____
6	T Wilson	16	TGS	_____
7	L Trew	16	BBC	_____
8	Y Chan	16	BGS	_____
9	L T Gough	16	NC	_____

Event 32 Boys 200 LC Metre Freestyle

To start at 4.46pm

GPS Record: 1:52.29 2002 N R Sprenger, GT

Lane	Name	Age	Team	Time
1	D Bell	17	GT	_____
2	C McFaul	17	BSHS	_____
3	J W Ford	17	IGS	_____
4	D Pool	17	ACGS	_____
5	C Usher	18	TSS	_____
6	D Stevens	17	TGS	_____
7	J White	17	BBC	_____
8	M Hensen, (V)	18	BGS	_____
9	W M Ellis	16	NC	_____

GPS SWIMMING START LIST

13 Years & Under - Open

Event 33 Boys 13 & Under 200 LC Metre Medley Relay

To start at 4.50pm

GPS Record: 2:03.35 8/03/2013 BSHS, BSHS

C Oslington-Elliott, D Ashcroft, L Gough, J Currie

Lane	Team	Time
1	GREGORY TERRACE	_____
	1) T Siao 13 2) P Denholm 13	
	3) T Suttie 13 4) N Langford 13	
2	BRISBANE STATE HIGH SCHOOL	_____
	1) J Bayliss 13 2) B Lello 13	
	3) A Fahey 13 4) C Behr 13	
3	IPSWICH GRAMMAR SCHOOL	_____
	1) L H Donnelly 13 2) S X Carvolth 13	
	3) J Saiti-Dixon 12 4) J K Blauw 13	
4	ANGLICAN CHURCH GRAMMAR SCHOOL	_____
	1) K Taylor 13 2) J Boreham 13	
	3) L Brackenrig 13 4) B Russell 13	
5	THE SOUTHPORT SCHOOL	_____
	1) E Mitchell 13 2) N N Phillips 13	
	3) G R Pauga 13 4) J B Coffey 13	
6	TOOWOOMBA GRAMMAR SCHOOL	_____
	1) G Tighe 13 2) A Campbell 13	
	3) C Schoorl 13 4) B Reilly 13	
7	BRISBANE BOYS' COLLEGE	_____
	1) K Belcher 13 2) P Traynor 13	
	3) B Belcher 13 4) J Kininmonth 13	
8	BRISBANE GRAMMAR SCHOOL	_____
	1) A Fenton 13 2) H Sommerville 13	
	3) S Powell 12 4) R Holliday 13	
9	ST JOSEPHS NUDGEES COLLEGE	_____
	1) M E Morrow-Woods 12 2) M D Sorby 13	
	3) J W Born 13 4) L B Darbyshire-Roberts 12	

Event 34 Boys 13 & Under 300 LC Metre Freestyle Relay

To start at 4.55pm

GPS Record: 2:49.23 7/03/2014 BBC, BBC

Lane	Team	Time
1	GREGORY TERRACE	_____
	1) W Bradley 13 2) A Esler 13	
	3) G Williamson 13 4) M Mitchell 13	
	5) G Esler 13 6) D Andrijich 13	
2	BRISBANE STATE HIGH SCHOOL	_____
	1) F Day 13 2) A Wilson 13	
	3) J Chang 13 4) B Roberts 13	
	5) Y Seki 13 6) J Herman 13	
3	IPSWICH GRAMMAR SCHOOL	_____
	1) N J Wright 13 2) T M Cahill 13	
	3) J P Partridge 13 4) A J Barraclough 13	
	5) O C Arbuckle 13 6) N T Knight 13	
4	ANGLICAN CHURCH GRAMMAR SCHOOL	_____
	1) A Williams 13 2) E Croxford 13	
	3) T Rissman 13 4) F Butler 13	
	5) T Cameron 13 6) J MacPherson 13	
5	THE SOUTHPORT SCHOOL	_____
	1) B Campbell 12 2) B K Mercer 12	
	3) N A Baltus 13 4) N O Robinson 13	
	5) J B Donovan 13 6) J E Leaver 13	
6	TOOWOOMBA GRAMMAR SCHOOL	_____
	1) E Lane 13 2) J Dann 13	
	3) B Moore 13 4) D Jakins 13	
	5) M Houldcroft 13 6) H McDonnell 13	
7	BRISBANE BOYS' COLLEGE	_____
	1) K Jennison 13 2) A Buckingham 13	
	3) C Beard 13 4) O Vella 13	
	5) N Munro 13 6) L Lennon 13	
8	BRISBANE GRAMMAR SCHOOL	_____
	1) F Boorer 13 2) H Goodwin 13	
	3) W Staib 13 4) G Rimmington 13	
	5) D Chiang 13 6) J Baboolal 12	
9	ST JOSEPHS NUDGEES COLLEGE	_____
	1) T E Raymond 13 2) D B Andrea 13	
	3) N J Nelson 13 4) P Wells 12	
	5) D A Cabot 13 6) T R O'Keefe 13	

GPS SWIMMING START LIST

13 Years & Under - Open

Event 35 Boys 14 & Under 200 LC Metre Medley Relay

To start at 5.00pm

GPS Record: 1:58.64 2/03/2012 TGS, TGS

B McCarthy, P McNab, B Oates, C Carswell

Lane	Team	Time
1	GREGORY TERRACE	_____
	1) T Neill 14 2) M Gould 14	
	3) L McInerney 14 4) M Lillicrap 14	
2	BRISBANE STATE HIGH SCHOOL	_____
	1) F Mulcahy 14 2) D Donskoi 14	
	3) A Kim 14 4) W Johannesen 14	
3	IPSWICH GRAMMAR SCHOOL	_____
	1) J D Campbell 14 2) J R Allum 14	
	3) A S Barnett 14 4) S D Porter 14	
4	ANGLICAN CHURCH GRAMMAR SCHOOL	_____
	1) C Peabody 14 2) H Mayo 14	
	3) J Bible 14 4) F MacPherson 14	
5	THE SOUTHPORT SCHOOL	_____
	1) J F Ware 14 2) J A Nield 14	
	3) S D Smith 14 4) K Kanemura 14	
6	TOOWOOMBA GRAMMAR SCHOOL	_____
	1) S Reed 14 2) M Harrison 14	
	3) N Shannon 14 4) B Skeates 14	
7	BRISBANE BOYS' COLLEGE	_____
	1) W O'Meara 14 2) M Rutley 14	
	3) J Mann 14 4) H Guest 14	
8	BRISBANE GRAMMAR SCHOOL	_____
	1) T Crossley 14 2) T Rimmington 14	
	3) L Graham 14 4) M Giles 14	
9	ST JOSEPHS NUDGEES COLLEGE	_____
	1) J A Tomlinson 14 2) K S Smith 14	
	3) Z L Kirk 14 4) P M Long 14	

Event 36 Boys 14 & Under 300 LC Metre Freestyle Relay

To start at 5.05pm

GPS Record: 2:38.92 6/03/2015 BBC, BBC

Lane	Team	Time
1	GREGORY TERRACE	_____
	1) L Bell 14 2) S Voltz 14	
	3) E Musgrave 14 4) R Capstick 14	
	5) A Macuga 14 6) J Woodward 14	
2	BRISBANE STATE HIGH SCHOOL	_____
	1) J Lancaster 14 2) A Birchall 14	
	3) D Galvin 14 4) N Bright 14	
	5) I Willmington 14 6) A Gigovic 14	
3	IPSWICH GRAMMAR SCHOOL	_____
	1) G T Wolvetang 14 2) J W Supple 14	
	3) S P McPhail 14 4) A J Gough 14	
	5) C J Vellacott 14 6) A J Cusworth 14	
4	ANGLICAN CHURCH GRAMMAR SCHOOL	_____
	1) H Swift 14 2) F Holmes 14	
	3) J Richardson 14 4) L Craig 14	
	5) H J Cooney 14 6) T Carrick 14	
5	THE SOUTHPORT SCHOOL	_____
	1) K L Skipps 14 2) E L Macleod 14	
	3) W J Taylor 14 4) J W Devlin 14	
	5) R Ewing 14 6) R J King 14	
6	TOOWOOMBA GRAMMAR SCHOOL	_____
	1) B Franey 14 2) M Dight 14	
	3) K Cass 14 4) D Geldenhuys 14	
	5) M Bowly 14 6) H Muller 14	
7	BRISBANE BOYS' COLLEGE	_____
	1) J Ryan 14 2) T Kim 14	
	3) A Zhu 14 4) R Wells 14	
	5) G Neame 14 6) T Campbell 14	
8	BRISBANE GRAMMAR SCHOOL	_____
	1) S Atherton 14 2) N Rosemann 14	
	3) S Cochrane 14 4) C Stoneley 14	
	5) T Rainbird 14 6) H Sirett 14	
9	ST JOSEPHS NUDGEES COLLEGE	_____
	1) O P Horwood 14 2) L M Friedrich 14	
	3) M A Mitchell 14 4) B W Colston 14	
	5) B P Rohan 14 6) B J McMillan 14	

GPS SWIMMING START LIST

13 Years & Under - Open

Event 37 Boys 15 & Under 200 LC Metre Medley Relay

To start at 5.10pm

GPS Record: 1:54.27 4/03/2011 NC, NC

D Oliver, J O'Hanlon, J Whenuaroa, I Freeman

Lane	Team	Time
1	GREGORY TERRACE 1) R Donaldson 15 2) K Du Plessis 15 3) J Cacciola 15 4) W Roach 15	_____
2	BRISBANE STATE HIGH SCHOOL 1) C Mitchell 15 2) W Chan 15 3) L Harris 15 4) D Wang 15	_____
3	IPSWICH GRAMMAR SCHOOL 1) L B McGowan 15 2) R C Gordon 15 3) K R Burton 15 4) K R Welfare 15	_____
4	ANGLICAN CHURCH GRAMMAR SCHOOL 1) C Smith 15 2) B Macdonald 15 3) J Abeya 15 4) D J Orchard 15	_____
5	THE SOUTHPORT SCHOOL 1) Z A Maher 15 2) J J Hardess 15 3) S P Arthur 15 4) L C Parrish 15	_____
6	TOOWOOMBA GRAMMAR SCHOOL 1) L Constable 15 2) D Reilly 15 3) E McLean 15 4) J Sargood 15	_____
7	BRISBANE BOYS' COLLEGE 1) S Kovac 15 2) L Byrne 15 3) O Mitchell 15 4) J Gallagher 15	_____
8	BRISBANE GRAMMAR SCHOOL 1) M Jones 15 2) T Eccleston 15 3) G Christie 15 4) M Adi 15	_____
9	ST JOSEPHS NUDGEES COLLEGE 1) K A Cowman 15 2) P C Cabot 14 3) H M Reppel 15 4) E E Irvine 15	_____

Event 38 Boys 15 & Under 300 LC Metre Freestyle Relay

To start at 5.15pm

GPS Record: 2:33.41 9/03/2007 BGS, BGS

Lane	Team	Time
1	GREGORY TERRACE 1) O Milne 15 2) T Dearlove 15 3) J Fredericks 15 4) M Bennett 15 5) S Smeaton 15 6) C Williamson 15	_____
2	BRISBANE STATE HIGH SCHOOL 1) O Boucher 15 2) Y Yang 15 3) J Dann 15 4) C Chow 15 5) L Waldie 15 6) B Denning 15	_____
3	IPSWICH GRAMMAR SCHOOL 1) C R Bilzon 15 2) A B Duce 15 3) H C Fisher 15 4) C G Gough 15 5) L P Best 15 6) W F Smith 15	_____
4	ANGLICAN CHURCH GRAMMAR SCHOOL 1) L Sheffield 15 2) T Culleton 15 3) L Butler 15 4) J Synnott 15 5) B Campain 15 6) B Carrick 15	_____
5	THE SOUTHPORT SCHOOL 1) W Blyth 15 2) G W Nield 15 3) J P Brinsmead 15 4) H French 15 5) D M Robertson 15 6) H S Kennedy 15	_____
6	TOOWOOMBA GRAMMAR SCHOOL 1) D Armstrong 15 2) C Lyons 15 3) J Free 15 4) J Elmes 15 5) L Smith 15 6) A Cameron 15	_____
7	BRISBANE BOYS' COLLEGE 1) J Brouwers 15 2) N Murchison 15 3) L Allen 15 4) H Briggs 15 5) S Munro 15 6) J Somerville 15	_____
8	BRISBANE GRAMMAR SCHOOL 1) A Grant 15 2) G Lamarre 15 3) G Stewart 15 4) J Siganto 15 5) J Trappett 15 6) W Su 15	_____
9	ST JOSEPHS NUDGEES COLLEGE 1) C L Sanders 15 2) H Cotter 15 3) A L Preval 15 4) J C Cameron 15 5) B D Subloo 15 6) W J Clarke 15	_____

GPS SWIMMING START LIST

13 Years & Under - Open

Event 39 Boys 16 & Under 200 LC Metre Medley Relay

Start at 5.20pm

GPS Record: 1:51.61 8/03/2013 TSS, TSS

J Kersten, G Bell, D Richardson, B Heiniger

Lane	Team	Time
1	GREGORY TERRACE	_____
	1) R Townsend 16 2) N Egan 16	
	3) T Kerby 16 4) J Ruff 16	
2	BRISBANE STATE HIGH SCHOOL	_____
	1) C Williams 16 2) D Ashcroft 16	
	3) D Gigovic 16 4) T Jackson 16	
3	IPSWICH GRAMMAR SCHOOL	_____
	1) D P Johnston 16 2) L B Danaher 16	
	3) J Lee 16 4) S A Ambrose 16	
4	ANGLICAN CHURCH GRAMMAR SCHOOL	_____
	1) W Harris 16 2) M Binks 16	
	3) J Hall 16 4) D Hansen 16	
5	THE SOUTHPORT SCHOOL	_____
	1) C W O'Neill 16 2) J T Rutherford 16	
	3) M J Osborn 16 4) W K Thilwind 16	
6	TOOWOOMBA GRAMMAR SCHOOL	_____
	1) T Wilson 16 2) J Smith 16	
	3) F Stewart 16 4) S Geldenhuys 16	
7	BRISBANE BOYS' COLLEGE	_____
	1) B Carlyon 16 2) L Kalate 16	
	3) L Trew 16 4) Z Nicol 16	
8	BRISBANE GRAMMAR SCHOOL	_____
	1) B Wang 16 2) Y Chan 16	
	3) J Jackson 16 4) T Morgan 16	
9	ST JOSEPHS NUDGEES COLLEGE	_____
	1) T T Skyes 16 2) H P Smith 16	
	3) T S Krause 16 4) F K Nicholls 16	

Event 40 Boys 16 & Under 300 LC Metre Freestyle Relay

To start at 5.25pm

GPS Record: 2:30.99 7/03/2008 BGS, BGS

Lane	Team	Time
1	GREGORY TERRACE	_____
	1) J Sparksman 16 2) L Mortensen 16	
	3) J Wilkie 16 4) A McNamara 16	
	5) D Mackie 16 6) J Kefu 16	
2	BRISBANE STATE HIGH SCHOOL	_____
	1) C Oslington-Elliott 16 2) H Roh 16	
	3) A Nguyen 16 4) R Francis 16	
	5) L Haddock 16 6) L Turner 16	
3	IPSWICH GRAMMAR SCHOOL	_____
	1) J G Runnegar 16 2) J T Donaldson 16	
	3) M J Campbell 16 4) J Busch 16	
	5) L J Burdett 16 6) F M Ford 16	
4	ANGLICAN CHURCH GRAMMAR SCHOOL	_____
	1) L E Cescotto 16 2) Q Rashford 16	
	3) M Freeman 16 4) T White 16	
	5) C Brandon 16 6) W MacPherson 16	
5	THE SOUTHPORT SCHOOL	_____
	1) K J Lowe 16 2) D R Boon-Tennet 16	
	3) M F Harris 16 4) O h Smith 16	
	5) T P van der Schyff 16 6) F M Baildon 16	
6	TOOWOOMBA GRAMMAR SCHOOL	_____
	1) S Reddan 16 2) E Rattray 16	
	3) L Gourley 16 4) T Cole 16	
	5) F Halfpenny 16 6) B Winter 16	
7	BRISBANE BOYS' COLLEGE	_____
	1) W Downes 16 2) X Fletcher 16	
	3) O Quinn 16 4) M Barnes 16	
	5) W Finlay 16 6) F Morrison 16	
8	BRISBANE GRAMMAR SCHOOL	_____
	1) N Siganto 16 2) J Bowden 16	
	3) R Wechsel 16 4) J Appleyard 16	
	5) A Stitt 15 6) J Winning 16	
9	ST JOSEPHS NUDGEES COLLEGE	_____
	1) S A Coombes 16 2) J T Prosser 16	
	3) L T Gough 16 4) W Bhujel 16	
	5) A E Tascheret 16 6) R D Frazer 16	

GPS SWIMMING START LIST

13 Years & Under - Open

Event 41 Boys 200 LC Metre Medley Relay

To start at 5.30pm

GPS Record: 1:45.71 6/03/2015 TSS, TSS

J Kersten, G Bell, D Richardson, J Neilsen

Lane	Team	Time
1	GREGORY TERRACE	_____
	1) H Richards 17 2) F Kelly 17	
	3) M Taraborrelli 17 4) C Dollar 17	
2	BRISBANE STATE HIGH SCHOOL	_____
	1) E Perera 18 2) W Chan 17	
	3) H Gray 17 4) B Li 17	
3	IPSWICH GRAMMAR SCHOOL	_____
	1) J W Ford 17 2) R C Maskelyne 17	
	3) T K Barnett 18 4) B G Cawood 17	
4	ANGLICAN CHURCH GRAMMAR SCHOOL	_____
	1) H Abeya 17 2) Z Stubblety-Cook 17	
	3) A Tchernegovski 17 4) M McGregor 17	
5	THE SOUTHPORT SCHOOL	_____
	1) E D Cole 17 2) C J van der Laan 18	
	3) C Usher 18 4) S Goadby 18	
6	TOOWOOMBA GRAMMAR SCHOOL	_____
	1) Z Templeton 17 2) D Stevens 17	
	3) J Buk 17 4) B Clarke 17	
7	BRISBANE BOYS' COLLEGE	_____
	1) J White 17 2) M Patullo 17	
	3) D Beames 17 4) B Stubbs 17	
8	BRISBANE GRAMMAR SCHOOL	_____
	1) C Ormrod 17 2) B Garbutt 16	
	3) M H Adi 17 4) T Ryan 17	
9	ST JOSEPHS NUDGEES COLLEGE-BS	_____
	1) P J Lynch 17 2) J B Cilliers 17	
	3) W M Martin 16 4) B R Woodward 17	

Event 42 Boys 300 LC Metre Freestyle Relay

To start at 5.35pm

GPS Record: 2:25.80 6/03/2009 BGS, BGS

Lane	Team	Time
1	GREGORY TERRACE	_____
	1) K McInerney 18 2) C Windsor 17	
	3) T Loudon 17 4) D Bell 17	
	5) J Dearlove 17 6) J Ferguson 17	
2	BRISBANE STATE HIGH SCHOOL	_____
	1) J Lello 17 2) J Herman 17	
	3) C McFaul 17 4) C Parberry 17	
	5) J Bayley 17 6) B Milinkov 17	
3	IPSWICH GRAMMAR SCHOOL	_____
	1) K J Bilzon 17 2) J N McKay 17	
	3) J L Day 17 4) M H Elmes 17	
	5) A C Dubur 17 6) L H Martin 17	
4	ANGLICAN CHURCH GRAMMAR SCHOOL	_____
	1) D Pool 17 2) M Goldberg 18	
	3) N Holt 17 4) J Van Drunen 17	
	5) H Haddock 18 6) N Cockerill 18	
5	THE SOUTHPORT SCHOOL	_____
	1) S H Mackay-Payne 18 2) D J O'Neill 18	
	3) R C Goodhew 17 4) T A Redler 17	
	5) T W Lacy 18 6) L V Pearce 17	
6	TOOWOOMBA GRAMMAR SCHOOL	_____
	1) L Reilly 17 2) J Loveday 18	
	3) J Anderson 17 4) N Jones 17	
	5) K Oates 17 6) S Penhaligon 17	
7	BRISBANE BOYS' COLLEGE	_____
	1) C Green 17 2) S Farrell 18	
	3) O Fitzpatrick 17 4) T Mann 17	
	5) S Whiting 17 6) M Bell 17	
8	BRISBANE GRAMMAR SCHOOL	_____
	1) D B Johns 17 2) J Hunt 18	
	3) W Theile 17 4) M Hensen, (V) 18	
	5) E Gillan 17 6) M Mower 17	
9	ST JOSEPHS NUDGEES COLLEGE	_____
	1) J A Preval 17 2) B T Woolf 17	
	3) W M Ellis 16 4) C B Kimeklis 18	
	5) J B Herbert 17 6) O J Price 18	

CHAMPION SCHOOL

13 Years & Under - Open

SCORING SHEET

EVENT	AGE GROUP	DIV	LANE 1 GT	LANE 2 BSHS	LANE 3 IGS	LANE 4 ACGS	LANE 5 TSS	LANE 6 TGS	LANE 7 BBC	LANE 8 BGS	LANE 9 NC	TIME
400m Freestyle	All Age											
200m Ind. Medley	All Age											
50m Freestyle	13 Yrs & U											
50m Freestyle	14 Yrs & U											
50m Freestyle	15 Yrs & U											
50m Freestyle	16 Yrs & U											
50m Freestyle	Open											
50m Backstroke	13 Yrs & U											
50m Backstroke	14 Yrs & U											
50m Backstroke	15 Yrs & U											
50m Backstroke	16 Yrs & U											
100m Backstroke	Open											
100m Freestyle	13 Yrs & U											
100m Freestyle	14 Yrs & U											
100m Freestyle	15 Yrs & U											
100m Freestyle	16 Yrs & U											
100m Freestyle	Open											
50m Breaststroke	13 Yrs & U											
50m Breaststroke	14 Yrs & U											
50m Breaststroke	15 Yrs & U											
50m Breaststroke	16 Yrs & U											
100m Breaststroke	Open											
50m Butterfly	13 Yrs & U											
50m Butterfly	14 Yrs & U											
50m Butterfly	15 Yrs & U											
50m Butterfly	16 Yrs & U											
100m Butterfly	Open											
200m Freestyle	13 Yrs & U											
200m Freestyle	14 Yrs & U											
200m Freestyle	15 Yrs & U											
200m Freestyle	16 Yrs & U											
200m Freestyle	Open											
Medley Relay	13 Yrs & U											
300m Freestyle Relay	13 Yrs & U											
Medley Relay	14 Yrs & U											
300m Freestyle Relay	14 Yrs & U											
Medley Relay	15 Yrs & U											
300m Freestyle Relay	15 Yrs & U											
Medley Relay	16 Yrs & U											
300m Freestyle Relay	16 Yrs & U											
Medley Relay	Open											
300m Freestyle Relay	Open											

POINTS - Individual Events and Relays 10, 8, 7, 6, 5, 4, 3, 2, 1

CHAMPION SCHOOLS - SWIMMING

FIRST THREE SCHOOLS

1918	Gregory Terrace	1979	Brisbane State High School, Brisbane Grammar School, The Southport School
1919	Gregory Terrace	1980	Brisbane State High School, Brisbane Grammar School, Gregory Terrace
1920	Brisbane Grammar School	1981	Brisbane State High School, Brisbane Grammar School, Gregory Terrace
1921	Gregory Terrace	1982	Brisbane State High School, Gregory Terrace, Brisbane Grammar School
1922	The Southport School	1983	Brisbane State High School, Gregory Terrace, Brisbane Grammar School
1923	Nudgee College	1984	Brisbane State High School, Church of England Grammar School, Brisbane Grammar School
1924	Brisbane Grammar School	1985	Brisbane State High School, Gregory Terrace, Brisbane Grammar School
1925	Brisbane Grammar School	1986	Brisbane State High School, Gregory Terrace, Brisbane Grammar School
1926	Brisbane Grammar School	1987	Gregory Terrace, Brisbane State High School, Brisbane Grammar School
1927	Brisbane Grammar School	1988	Gregory Terrace, Brisbane Grammar School, Brisbane State High School
1928	Brisbane Grammar School	1989	Gregory Terrace, Brisbane State High School, Brisbane Grammar School
1929	Brisbane Grammar School	1990	Gregory Terrace, Brisbane State High School, Anglican Church Grammar School
1930	Church of England Grammar School	1991	Gregory Terrace, Brisbane Grammar School, Anglican Church Grammar School
1931	Brisbane Grammar School	1992	Nudgee College, Brisbane State High School, Anglican Church Grammar School
1932	No Competition	1993	Nudgee College, Brisbane State High School, Anglican Church Grammar School
1933	Brisbane State High School	1994	Nudgee College, Brisbane Grammar School, Gregory Terrace
1934	Brisbane Grammar School	1995	Nudgee College, Anglican Church Grammar School, Gregory Terrace
1935	Toowoomba Grammar School	1996	Nudgee College, Gregory Terrace, Brisbane Grammar School
1936	Brisbane Grammar School	1997	Nudgee College, Brisbane Grammar School, Gregory Terrace
1937	Church of England Grammar School	1998	Nudgee College, The Southport School, Brisbane Grammar School
1938	No Competition	1999	Nudgee College, Brisbane Boys' College, Brisbane Grammar School
1939	Church of England Grammar School	2000	Nudgee College, Brisbane Grammar School, Gregory Terrace
1940	Church of England Grammar School	2001	Nudgee College, Brisbane Grammar School, Gregory Terrace
1941	Church of England Grammar School	2002	Nudgee College, Brisbane Grammar School, Ipswich Grammar School
1942	No Competition	2003	Nudgee College, Ipswich Grammar School, The Southport School
1943	Church of England Grammar School	2004	The Southport School, Nudgee College, Ipswich Grammar School
1944	Church of England Grammar School	2005	The Southport School, Nudgee College, Brisbane Grammar School
1945	Church of England Grammar School	2006	Nudgee College, The Southport School, Gregory Terrace
1946	Church of England Grammar School	2007	The Southport School, Nudgee College, Gregory Terrace
1947	Church of England Grammar School	2008	The Southport School, Nudgee College, Anglican Church Grammar School
1948	Church of England Grammar School	2009	Nudgee College, The Southport School, Brisbane Grammar School
1949	Church of England Grammar School, Gregory Terrace	2010	Nudgee College, Brisbane Grammar School, The Southport School
1950	Church of England Grammar School	2011	Nudgee College, Anglican Church Grammar School, The Southport School
1951	No Competition	2012	Nudgee College, The Southport School, Brisbane Grammar School
1952	Gregory Terrace	2013	The Southport School, Nudgee College, Toowoomba Grammar School
1953	Gregory Terrace, Brisbane Boys' College, Church of England Grammar School	2014	(Y8-12) Anglican Church Grammar School, The Southport School, Brisbane Boys' College
1954	Gregory Terrace & Nudgee College (Tie first), Church of England Grammar School	2015	(13 Yrs & U – Open) The Southport School, Brisbane Grammar School, Brisbane Boys' College
1955	Gregory Terrace, Church of England Grammar School, Nudgee College		
1956	Church of England Grammar School		
1957	Gregory Terrace		
1958	Gregory Terrace		
1959	Gregory Terrace		
1960	Church of England Grammar School, Gregory Terrace, Nudgee College		
1961	Church of England Grammar School, Brisbane Grammar School, The Southport School		
1962	Church of England Grammar School, Gregory Terrace, Brisbane Grammar School		
1963	Church of England Grammar School, Brisbane Grammar School, Gregory Terrace		
1964	Church of England Grammar School, Nudgee College, Brisbane State High School		
1965	Church of England Grammar School, Gregory Terrace, Brisbane State High School		
1966	No Competition		
1967	No Competition		
1968	Brisbane State High School, Gregory Terrace, Church of England Grammar School		
1969	Brisbane State High School, Church of England Grammar School, Brisbane Grammar School		
1970	Gregory Terrace, Brisbane State High School, Brisbane Grammar School		
1971	Brisbane Grammar School, Gregory Terrace, Brisbane State High School		
1972	Brisbane Grammar School, Gregory Terrace, Church of England Grammar School		
1973	Brisbane Grammar School, Church of England Grammar School, Gregory Terrace		
1974	Brisbane Grammar School, Gregory Terrace, Church of England Grammar School		
1975	Brisbane Grammar School, Brisbane State High School, Church of England Grammar School		
1976	Brisbane Grammar School, Brisbane State High School, Church of England Grammar School		
1977	Brisbane Grammar School, Brisbane State High School, Ipswich Grammar School		
1978	Brisbane State High School, Brisbane Grammar School, Gregory Terrace		

•No records of minor placings – 1948 and prior, 1950, 1952, 1956 – 1959.

GPS SWIMMING - HISTORY OF RESULTS

13 Years & Under - Open

Note: No competition held in 1938, 1942, 1951, 1966, 1967. Current Record Holder = ®

400 Metre Freestyle - Open

Date	First	Second	Third	Fourth	Fifth	Time
1928-	B. Butcher (TSS)	K. Sylow (BGS)	W. Harding (IGS)			6.52
1929-	J. Cran (TSS)	R. Spencer (GT)	R. Fraser (CEGS)			6.29 1/5
1930-	R. Canham (CEGS)	N. Wnght (TGS)	J. Crombie (TSS)			6.12 4/5
1931-	R. Spencer (GT)	C. Harland (BGS)	J. Crombie (TSS)			6.21
1933-	T. Long (BSHS)	K. McAlpine (TGS)	T. Barbat (BGS)			5.53 1/5
1934-	W. Watts (BBC)	O.W. Salkeld (BGS)	J. Elliot (BSHS)			6.21 4/5
1935-	J.A. Hayes (BGS)	B. Mulcahy (GT)	E. Muller (TGS)			6.27
1936-	B. Muicaby (GT)	M. Gallagher (NC)	D. Bell (BGS)	F. Hughes (TSS)	D. Ryder (CEGS)	6.2 2/5
1937-	W. Moreton (TGS)	R. Cilento (CEGS)	H. Mitchell (BGS)	E. Johnstone (NC)	E. Molle (TSS)	6.17
1938-	No Competition					
1939-	J. Mactaggart (CEGS)	E.J. Molle (TSS)	B. Keeffe (NC)	R.H. Coates (BBC)	G.W. Volter (GT)	5.35 4/5
1940-	R.A. McGregor (CEGS)	J.A. Bell (TSS)	T. Griffiths (TGS)	A. Hodel (NC)	R.J. Grant (GT)	6.5 1/5
1941-	A. Davidson (CEGS)	J.A. Bell (TSS)	A. Hodel (NC)	R.G. Mitchell (BGS)	J. Parkinson (TGS)	5.49 4/5
1943-	P. Mactaggart (CEGS)	C.A. Hoey (BBC)	R. Fogarty (TGS)	G.M. Pringle (IGS)		6.0
1944-	C.A. Hoey (BBC)	A.I. Wright (CEGS)	B. Hall (NC)	G.B. Schooley (TSS)	F.W. Heron (BGS)	6.10 2/5
1945-	J. Falconer (CEGS)	F. Gardiner (BGS)	J. Card (TGS)	C.L. Cilento (BBC)	J.N. Graham (GT)	5.59 4/5
1946-	J. Falconer (CEGS)	W. Hanrick (TSS)	A.F. Hodgson (GT)	D. McAuliffe (NC)	W.R. Dowd (BBC)	6.10 3/10
1947-	R.C. Rogers (CEGS)	T. Eady (TSS)	D. Michael (BSHS)	A.F. Hodgson (GT)	R. Colbert (TGS)	5.43 1/2
1948-	R.C. Rogers (CEGS)	T. Eady (TSS)	R. Hogarth (BSHS)	M. Trennery (TGS)	L.A. Eady (BGS)	5.43 3/10
1949-	P.I. Womham (CEGS)	N.R. Smith (BBC)	R. Hogarth (BSHS)	M. Trennery (TGS)	J. Boast (BGS)	5.42 4/5
1950-	P.I. Womham (CEGS)	N.R. Smith (BBC)	T.A. Hickey (GT)	V.A. Doig (BGS)	D. Owens (NC)	5.44 8/10
1952-	C.J. Weld (GT)	B. Griffiths (CEGS)	B. Cariton-Smith (NC)	E.G. Groom (BBC)	Kingston (TSS)	5.34 2/10
1953-	C.J. Weld (GT)	E. Groom (BBC)	D. Conners (CEGS)	J. McCarthy (NC)	G. Quinn (BGS)	5.20 6/10
1954-	N.M. Cooke (GT)	D. Conners (CEGS)	D.E. Palm (BBC)	A. Sharpe (IGS)	G. Quinn (BGS)	5.25 1/10
1955-	P. Andersen (GT)	T.C. Cichero (BGS)	M. Barwick (NC)	T. Delugar (BBC)	J.W. Hanley (CEGS)	5.6 9/10
1956-	T.C. Cichero (BGS)	R. Murray (GT)	J. McLeod (CEGS)	M. Barwick (NC)	R. Meyers (BBC)	5.103/5
1957-	P. Andersen (GT)	J.C. McLeod (CEGS)	M. Barwick (NC)	D. McCarthy (BBC)	P.R. Beal (BGS)	5.3
1958-	J. Dunsdon (GT)	K. Fredericks (NC)	P.C. Wippell (CEGS)	D. McCarthy (BBC)	N. Potts (BGS)	4.57 3/5
1959-	J.T. Dunsdon (GT)	K. Fredericks (NC)	G. Wainwright (BGS)	E. Graham (BBC)	P. Wippell (CEGS)	4.53 1/5
1960-	N.W. Reynolds (CEGS)	H. Orth (TGS)	J. Fingleton (GT)	R. McMahon (NC)	R. Beaver (BGS)	4.45 1/2
1961-	H. Orth (IGS)	C. Leagh-Murray (BGS)	B. Munro (CEGS)	A. Long (TSS)	G. Banks (TGS)	4.55 7/10
1962-	N.W. Reynolds (CEGS)	R. Simpson (BSHS)	M. Hay (TGS)	R. Fingleton (GT)	W. Bligh (TSS)	4.56 1/5
1963-	N.W. Reynolds (CEGS)	R. Simpson (BSHS)	H. Robertson (TSS)	D. Milburn (GT)	J.A. Thorpe (BGS)	4:50
1964-	P.J. Lacey (CEGS)	G. Rayner (BSHS)	J.E. Frayne (NC)	H. Robertson (TSS)	J.C. Dixon (IGS)	4:54.7
1965-	G. Rayner (BSHS)	R.N. Sweetman (CEGS)	R. Baumann (BGS)	J. Dixon (IGS)	T.A. Lipscomb (NC)	4:53.7
1968-	G. Feuerriegel (BSHS)	G.E. Short (BGS)	D.M. Rylance (BBC)	D.G. Goodchild (CEGS)	P.W. Morrow (TGS)	4:39.2
1969-	G. Brough (TSS)	G. Short (BGS)	N. Proctor (GT)	D. Rylance (BBC)	P. Newbold (BSHS)	4:34.1
1970-	P. Glasziow (BSHS)	R. Hutton (BGS)	N. Proctor (GT)	A. Shean (GT)	R. Frail (TSS)	4:29.9
1971-	J. Van Opendenbosch (GT)	P. Glasziow (BSHS)	R. Hutton (BGS)	G.R. Langdon (BBC)	I.W. McAlister (CEGS)	4:27.4
1972-	J. Van Opendenbosch (GT)	N.W. Martin (BGS)	S. Smith (BSHS)	R. Lalor (NC)	P. Reaburn (TSS)	4:23.2
1973-	J. Van Opendenbosch (GT)	C. Crozier (BSHS)	C. Webb (BGS)	R. McPaul (CEGS)	W. Barrett (TGS)	4:20
1974-	T. Monroe (BSHS)	R. Raeburn (TSS)	M. Gosney (CEGS)	R. McGregor (BGS)	C. Green (BBC)	4:41
1975-	R. Jones (GT)	M. Steel (BSHS)	R. McGregor (BGS)	N.M. Kemp (CEGS)	C.D. Going (BBC)	4:35.8
1976-	S. Harris (BSHS)	R. Thams (BGS)	C.D. Seawright (TGS)	S.R. Barber (TSS)	A. Eisentrager (GT)	4:24.4
1977-	D.J. Atkins (BSHS)	G.A. Byram (CEGS)	G. Bendeich (BGS)	C.D. Seawright (TGS)	C. Johnson (GT)	4:39
1978-	L.P. Hogg (BSHS)	A. Sambrook (BGS)	R. Morrison (GT)	A. Byram (CEGS)	J.W. Ardron (IGS)	4:24.4
1979-	R. Clarke (BSHS)	A. Sambrook (BGS)	J. Ardron (IGS)	P. Duncan (NC)	L.C. Muir (TSS)	4:16.07
1980-	L.P. Hogg (BSHS)	A. Sambrook (BGS)	A.M. MacLachlan (TSS)	A.G. Lee (CEGS)	J.W. Ardron (IGS)	4:16.6
1981-	A.M. Wilson (BSHS)	A.M. MacLachlan (TSS)	G.J. Trotman (NC)	C.G. Chapman (BGS)	J.W. Ardron (IGS)	4:13.63
1982-	H. Steel (BSHS)	A.M. MacLachlan (TSS)	B. Mulvihill (GT)	S. Chapman (BGS)	A. Woodward (NC)	4:11.52
1983-	J.W. Lemberg (BSHS)	J.R. Plummer (IGS)	A.J. Smith (BGS)	A.G. Woods (BBC)	X.F. Clarke (GT)	4:05.01
1984-	J.M. Brennan (BBC)	J.R. Plummer (IGS)	C.A. Forster (BSHS)	X.F. Clarke (GT)	D.A. Wiltshire (BGS)	4:16.69
1985-	J.M. Brennan (BBC)	M.J. Mooney (IGS)	X.F. Clarke (GT)	A.I. Cribb (BGS)	E.D. Barry (ACGS)	4:09.24
1986-	C.A. Logan (BSHS)	P.L. Quinn (GT)	A.I. Cribb (BGS)	E.D. Barry (ACGS)	F.H. Bentley (BBC)	4:05.31
1987-	C.A. Logan (BSHS)	P.L. Quinn (GT)	T. Cronshaw (BGS)	E.D. Barry (ACGS)	F.H. Bentley (BBC)	4:06.47
1988-	K.J. Perkins (BBC)	M.K. Fredencks (GT)	M. Gallen (NC)	K.D. Eldridge (ACGS)	S.W. Jacobsen (BSHS)	4:14.79
1989-	K.J. Perkins (BBC)	C.C. Hackel (TSS)	K.D. Eldridge (ACGS)	R.K. Lyndon (GT)	J.S. Winter (BGS)	4:04.39
1990-	K.D. Eldridge (ACGS)	K.J. Perkins (BBC)	R.K. Lyndon (GT)	T.W. Penrose (TSS)	D.R. Bitmead (IGS)	4:05.16
1991-	K. Perkins (BBC)	K.D. Eldridge (ACGS)	M.J. Stewart (GT)	H.M. Collie (BSHS)	T.S. Carroll (NC)	3:51.94 ®
1992-	K. Herrod (BSHS)	M.J. Stewart (GT)	S. Nash (NC)	L.M. Richmond (ACGS)	B. Dixon (TSS)	4:11.58
1993-	L.M. Richmond (ACGS)	S.C. Kennedy (NC)	R.W. Stokes (BBC)	R.J. Gibson (GT)	B. Dixon (TSS)	4:11.78
1994-	L.M. Richmond (ACGS)	S.C. Kennedy (NC)	W.B. Guthrie (GT)	R.W. Stokes (BBC)	S.M. Nothing (BGS)	4:09.17
1995-	L.M. Richmond (ACGS)	W.B. Guthrie (GT)	M.G. Sara (BBC)	P.D. Brosgarth (NC)	S.M. Nothing (BGS)	4:04.49
1996-	L.M. Richmond (ACGS)	J.B. Santacaterina (NC)	W.B. Guthrie (GT)	M.D.S. Thomas (TSS)	D. Holcombe (BSHS)	4:00.92
1997-	R. Brosgarth (GT)	R.D. Faulkner (TSS)	J.V. Santacaterina (NC)	J. Wheeler (ACGS)	G. Heidke (TGS)	4:07.70
1998-	R.D. Faulkner (TSS)	S.A. Bright (NC)	R. Brosgarth (GT)	D. Bemdt (BGS)	J. McAully (IGS)	4:02.78
1999-	S.A. Bright (NC)	G.T. Scarce (TSS)	D.C. Muller (BBC)	P.A. Bures (GT)	B. Capell (BSHS)	4:08.91
2000-	S.A. Bright (NC)	S. Morgan (BSHS)	S. Eckstein (TSS)	P.A. Bures (GT)	D.C. Muller (BBC)	4:06.07
2001-	S. Morgan (BSHS)	R.P.S. McDonald (NC)	T. Cunningham (TSS)	A. Thompson (IGS)	A. Martin (BBC)	4:09.24
2002-	N.R. Sprenger (GT)	A.J. Hutchinson (NC)	M.J. Morgan (TGS)	A. Thompson (IGS)	T. Cunningham (TSS)	4:00.96
2003-	A.J. Hutchinson (NC)	D. Millwain (TSS)	A. Thompson (IGS)	S.J. Bassett (ACGS)	S.R.M. Taylor (BBC)	4:04.95
2004-	D. Millwain (TSS)	D. Johnston (BSHS)	J. Chandler (IGS)	B.J. Donaldson (NC)	S.M. Sprenger (GT)	4:00.51
2005-	C. Alderton (TSS)	E.M. Barry (GT)	M. Newman (IGS)	D.R. Price (NC)	T.J. Peterson (ACGS)	4:07.35
2006-	D.J. Van Velden (BBC)	R. Charlesworth (TSS)	N.R. Johnston (NC)	M. Newman (IGS)	N.J. Rider (GT)	4:05.92
2007-	J. Moorfoot (TSS)	E.M. Barry (GT)	A.J. Douglas (BGS)	H.W. Simmonds (ACGS)	M.J. Hilder (NC)	4:04.91
2008-	G.P. O'Brien (GT)	C. Walker-Hebborn (TSS)	E.J. McKendry (BGS)	N.R. Johnston (NC)	H. Simmonds (ACGS)	4:01.88
2009-	E.J. McKendry (BGS)	T. Parris (TSS)	L.L. Allan (BBC)	R. J. Donald (BSHS)	N.J. Rider (GT)	4:04.63
2010-	A. Digby (TSS)	J.P. Merrilees (ACGS)	C.W. Gray (NC)	J.S. Macfarlan (BSHS)	J.A. Douglas (BGS)	4:16.46
2011-	S.B. Horton (TSS)	O.J. Breakwell (BSHS)	J.P. Merrilees (ACGS)	J.A. McLoughlin (NC)	J.T. Seawright (GT)	4:10.42
2012-	M.J. Mincham (TSS)	J.A. McLoughlin (NC)	J. Seawright (GT)	J.K. Pailthorpe (TGS)	M. Carleton (ACGS)	4:06.87
2013-	L.M. Colquhoun (TSS)	J. Seawright (GT)	J. K. Pailthorpe (TGS)	N. Carrick (NC)	S. D. Pegg (BBC)	4:10.03
2014-	M.J. Mincham (TSS)	M. Carleton (ACGS)	E.R. Mitchell (BBC)	J. Seawright (GT)	O.J. Pye (IGS)	4:02.86
2015-	M.S. Statham (TSS)	E.R. Mitchell (BBC)	O.J. Pyre (IGS)	J. Taylor (ACGS)	D. Stevens (TGS)	4:07.17

Individual Medley: All Age

Date	First	Second	Third	Fourth	Fifth	Time
1985-	J.M. Brennan (BBC)	B. Clatworthy (BSHS)	C.R. Mellin (IGS)	C.J. Davies (ACGS)	P.L. Quinn (GT)	2:15.30
1986-	X.F. Clarke (GT)	J.W. Deacon (BGS)	M.T. Lee (ACGS)	B. Clatworthy (BSHS)	B.V. Clarke (TGS)	2:17.85
1987-	A.B.J. Scriven (BGS)	M.T. Lee (ACGS)	D.J. Maclean (BBC)	A. Egorov (GT)	J.A. McKeering (NC)	2:15.94
1988-	J.C. Cooper (BSHS)	J. McKeering (NC)	A. Egorov (GT)	D.J. Maclean (BBC)	W.M. Friese (IGS)	2:13.89
1989-	D.A. Sheehan (BSHS)	J.A. McKeering (NC)	T. Staunton-Smith (BGS)	A.J. Weston (ACGS)	A.R. Lawson (BBC)	2:14.33
1990-	J.C. Cooper (BSHS)	N.J. Rollason (GT)	J.D. Griffith (ACGS)	M.S. Cruickshank (BGS)	J.R. Stokes (BBC)	2:13.41
1991-	N.J. Rollason (GT)	D.R. Bitmead (IGS)	J.C. McAllister (ACGS)	M. Knobel (TSS)	J.B. Forster (BSHS)	2:15.62
1992-	K. Herrod (BSHS)	J.C. McAllister (ACGS)	M.R. Chappel (GT)	J. Duggan (NC)	J.A. Baranoff (BGS)	2:11.75
1993-	J.D. Griffiths (ACGS)	M.R. Chappel (GT)	R.A. Baird (BSHS)	C.R. Thomas (BGS)	T.A. Goward (BBC)	2:14.62
1994-	D.J. Boxall (BSHS)	C.R. Thomas (BGS)	B.G. Connell (ACGS)	L.A. Wallace (GT)	H.E.A. Flouch (NC)	2:11.16
1995-	S.C. Kennedy (NC)	J.M. Winter (GT)	B.G. Connell (ACGS)	C.R. Thomas (BGS)	N. Baird (BSHS)	2:10.94
1996-	S.C. Kennedy (NC)	C. Thomas (BGS)	R. Brosgarth (GT)	S.K.C.Y. Liew (ACGS)	R. Cadd (IGS)	2:08.82
1997-	S.C. Kennedy (NC)	W.B. Guthrie (GT)	D.J. Over (ACGS)	S. Snelling (TGS)	M. Bell (BGS)	2:08.28
1998-	W.B. Guthrie (GT)	J.V. Santacaterina (NC)	G. Heidke (TGS)	A. Wah-Judi (TSS)	M. Riley (BGS)	2:09.82
1999-	M. Riley (BGS)	W.B. Guthrie (GT)	C.D.J. Flouch (NC)	G. Heidke (TGS)	N. Gourgaud (IGS)	2:08.89
2000-	M. Riley (BGS)	B.S. Rickard (NC)	P.D. Weatherley (ACGS)	S. McElroy (BSHS)	M.J. English (BBC)	2:10.63
2001-	S. Brodie (NC)	M. Lowry (BGS)	R. Beynon (IGS)	J. Ledgerwood (TSS)	D. Allen (ACGS)	2:09.45
2002-	M. Lowry (BGS)	S. Brodie (NC)	J. Ledgerwood (TSS)	C.D. Sprenger (GT)	S.B. Thomas (BBC)	2:12.89
2003-	L. Brodie (NC)	C.D. Sprenger (GT)	D. Johnston (BSHS)	L.J. Wardley (TSS)	A. Dickey (TGS)	2:09.54
2004-	L. Brodie (NC)	L.J. Wardley (TSS)	T. Evans (BSHS)	M. Newman (IGS)	E.M. Barry (GT)	2:05.91@
2005-	D. Waslin (TSS)	T. Evans (BSHS)	J.C. Houghton (ACGS)	B.F. Hutchinson (NC)	J. Hoek (IGS)	2:13.03
2006-	D. Coombs (TSS)	B.J. Donaldson (NC)	H. Samuela (BSHS)	E.M. Barry (GT)	J.C. Houghton (ACGS)	2:10.96
2007-	C. Walker-Hebborn (TSS)	J.A. Dewhurst (BGS)	J.L. DiBella (GT)	K.R. Hindmarsh (NC)	J.S. Houghton (ACGS)	2:11.49
2008-	R. Pavoni (TSS)	A. Cois (BGS)	M.J. Hilder (NC)	J. Achilles (ACGS)	T. Carlie (BSHS)	2:10.38
2009-	R. Pavoni (TSS)	B. Sykes (NC)	G.P.O'Brien (GT)	A. Cois (BGS)	L. Nattman (BSHS)	2:09.21
2010-	B. Sykes (NC)	Z.T. Dalby (ACGS)	A. Cois (BGS)	A.J. Mills (BBC)	T. Clarke (TSS)	2:08.97
2011-	B. Sykes (NC)	M.E. Pendall (ACGS)	M.J. Mincham (TSS)	F.H. Hope (BBC)	L.M. Roberts (IGS)	2:14.39
2012-	J.K. Mathews (NC)	B.L. Ashby (TSS)	P.R. Brittain (TGS)	M. Pendall (ACGS)	L. Neill (GT)	2:11.01
2013-	B.L. Ashby (TSS)	L. Neill (GT)	C. Lewis (NC)	A. Gough (BSHS)	L.M. Roberts (IGS)	2:08.98
2014-	C.R. Lewis (NC)	J.A. Parrish (TSS)	L. Neill (GT)	Z. Stubblety-Cook (ACGS)	A.E. Gibson (TGS)	2:08.73
2015-	M. Ng (BSHS)	W. Walsh (ACGS)	A. Gibson (TGS)	S. Goadby (TSS)	C.W. Cox (NC)	2:10.31

50 Metre Freestyle: Under 13

Date	First	Second	Third	Fourth	Fifth	Time
1965-	K.B. Nyberg (CEGS)	J. Cook (BSHS)	G.B. Langdon (BBC)		J. Salkeld (BGS)	31.5
1968-	N.J. Yeates (CEGS)	D. Bellamy (BSHS)	D. Smith (IGS), tie	R. Devlin (GT)	A.I. Barbour (BBC)	30.1
1969-	D. Cook (BSHS)	R. Mowen (NC)	A.D. Sturgess (BGS)	M. Jones (GT)	I. Fuller (CEGS)	31.8
1970-	R. Andronicus (TSS)	M. Tonelli (GT)	G. Richardson (BGS)	G. Scorer (BSHS)	R. McCowan (CEGS)	29.6
1971-	A. Wilson (BGS)	R.H. McCowan (CEGS)	R. Sager (BBC)	S. Silvestro (NC)	S. Crocker (BBC)	29.2
1972-	P. Spiro (BGS)	M.C. Patterson (CEGS)	R. Smith (GT)	W. Wakefield (BSHS)	M. Mott (NC)	28.3
1973-	G. Bendeich (BGS)	C.D. Charles (CEGS)	M. Crouch (GT)	C. Johnson (GT)	R. Stock (BSHS)	29.6
1974-	J. McNamara (BSHS)	S. Habemman (CEGS)	D.N. Yarrow (IGS)	A. Parker (GT)	J. McLeod (BBC)	30.0
1975-	J. Hooper (BSHS)	M. Hoey (BGS)	S. Hukins (BGS)	M. Green (GT)	M.T. Pearce (TSS)	29.5
1976-	L. Hogg (BSHS)	L. Hall (NC)	R. Spork (CEGS)	L. Muir (TSS)	B.R. Cranstoun (CEGS)	29.3
1977-	D.S. Frail (TSS)	D.W. Campbell (IGS)	M. Glanford (BGS)	J.R. Shaw (BBC)	B. Elliot (BGS)	28.9
1978-	R. Kahler (BGS)	C.L. Miller (BSHS)	M.A. Packman (BSHS)	B.D. Summer (IGS)	J.D. Hamilton (NC)	28.8
1979-	R. Thiele (BGS)	J. Sieben (BSHS)	D.C. Harvey (CEGS)	D. Mills (TSS)	A. Woods (BBC)	28.71
1980-	R.S. Leighton (TSS)	C.V. Tobin (BSHS)	G. Hansen (GT)	M.W. Blackwell (CEGS)	A. Savage (BGS)	29.76
1981-	J. Brennan (BBC)	M. Mastromichele (BSHS)	C. Robertson (GT)	S. Moore (CEGS)	K.M. Terris (IGS)	27.90
1982-	M. Packman (BSHS)	A. Middleton (IGS)	A.J. Kurth (BGS)	D. Craig (CEGS)	T. Russell (GT)	28.50
1983-	D.W. King-Christopher (TSS)	D.A. Dnummond (BSHS)	R. Pym (BGS)	D.J. Lawrence (CEGS)	A. Munday (BBC)	26.69
1984-	A.J. Baildon (TSS)	T. Cronshaw (BGS)	J.W. Fredericks (GT)	S.W. Anderson (CEGS)	C.R. Ford (TGS)	28.21
1985-	S.P. Burton (BSHS)	C.J. Polla-Mounter (IGS)	A.J. Lobie (BSHS)	D.S. Crooke (BGS)	B.G. Lawrence (ACGS)	28.60
1986-	S.E. Lewis (BSHS)	D.G. Fenton (BBC)	T. Sayer (TSS)	J.A. Molloy (NC)	B.G. Lawrence (ACGS)	28.29
1987-	D.A. Sheehan (BSHS)	M. Williams (TSS)	P.T. Clancy (GT)	M.J. Kearney (NC)	D.J. Leventis (BBC)	28.14
1988-	S. Stahn (BGS)	J.E. Glasson (ACGS)	R.K. Lyndon (GT)	D.J. Clifford (GT)	D. Gaffney (IGS)	28.18
1989-	P.J. Gibson (GT)	S.M. Logan (BSHS)	A. Dickson (NC)	B.O. Nothling (ACGS)	C.M. Ballinger (BBC)	27.88
1990-	T.A.L. Nicholson (ACGS)	L.A. Wallace (GT)	J.A. Baranoff (BGS)	R.A. Powells (BSHS)	B. McMahon (TSS)	28.16
1991-	R.A. Powells (BSHS)	J. English (BBC)	J.R. English (BBC)	T.P. Nixon (BGS)	T.M. Smith (TSS)	27.00
1992-	D. Gooda (NC)	D. Holcombe (BSHS)	J.M. Carter (GT)	K.H. Skyring (BBC)	L.A. Donald (GT)	26.94
1993-	B.J. Andersen (NC)	C.R.J. Kenman (BGS)	A.P. Challen (BGS)	T. Harris (IGS)	D.L. Scutt (GT)	27.68
1994-	T.A. VanVeen (BBC)	B.M. Sprenger (GT)	A.J. Clifford (BSHS)	B.J. Gourlay (TSS)	H.M. Day (BGS)	27.37
1995-	H. Leung (ACGS)	M.E. Smith (NC)	M. Nowland (IGS)	N. Gourgaud (IGS)	C.A. Besley (BBC)	26.87
1996-	L.C. McBean (TSS)	J.M. Weber (GT)	P.R. Melloy (BGS)	A. Tumer (TGS)	D.C. Muller (BBC)	27.29
1997-	D.A. Pat (NC)	E. McGregor (BSHS)	W.W. Dening (NC)	L. Stanton (BGS)	J.C. Hey (TSS)	27.95
1998-	B.A. Dawson (NC)	N.L. Williams (BBC)	M. Skroblin (BBC)	S. Metyard (IGS)	H. Kikkawa (BGS)	27.09
1999-	D.S.C. Cramb (BBC)	J. Johnson (IGS)	A.D. Jeffenes (TSS)	B. Sheedy (TGS)	J.J.C. McGregor (ACGS)	26.30
2000-	S. James (BGS)	M. Roe (IGS)	W. Sellars (BGS)	B.L. Wheldon (ACGS)	K.M. Richardson (NC)	26.80
2001-	D. Linde (IGS)	M. Lewis (BSHS)	T.M. O'Shea (GT)	J.B. Tuton (GT)	A.R. Carlton (BBC)	26.85
2002-	A. Lewandowski (BGS)	B.J. Donaldson (NC)	C. Young (BGS)	N. Whitburn (BSHS)	M. Newmann (IGS)	27.41
2003-	J.R. Brutton (TSS)	C.H. Morrison (ACGS)	C.B. Massie (ACGS)	P. Hawkins (BSHS)	D. Haberman (IGS)	26.83
2004-	X. Crawford (TSS)	K.M. Tumata (NC)	M.J. Gregory (BBC)	R.L. Gilbert (GT)	L.J. Clentsmith (ACGS)	26.95
2005-	H. Perkins (TSS)	W.T. McGahan (GT)	D. Young (BGS)	M. Roettler (IGS)	W. Schoch (BGS)	27.34
2006-	T.G. Sprenger (GT)	E. Smith (IGS)	C.T. Lane (NC)	M. Crawford (TSS)	L.E. Grout (ACGS)	26.30
2007-	Z. Featherstone (TSS)	S. Taylor (BSHS)	E.W. Thornely (BGS)	J. Joliffe (IGS)	F.J. Thompson (NC)	27.45
2008-	A. Press (TSS)	J.M. Gilliland (NC)	H.R. Hawker (TGS)	J.T. Pye (IGS)	X.M. Power (GT)	27.37
2009-	R.J. Parker (BSHS)	B. Smith (TSS)	D.L. Matthews (BSHS)	T.W. Peabody (ACGS)	N.T. Pace (BBC)	26.94
2010-	T. C. Rull (BSHS)	L. J. Neill (GT)	L.T. Takau (IGS)	E. J. McCorley (BGS)	J. T. Browne	27.39
2011-	B.J. Oates (TGS)	J.H. Chen (IGS)	C. K. Magnay (NC)	H.T. Issac (GT)	C.A. McKenna (GT)	27.47
2012-	C.J. Parbery (BSHS)	J.W. Ford (IGS)	A. Gantimuroff (BBC)	J. B. Herbert (NC)	W. Theile (BGS)	27.19
2013-	B.M. Carlyon (BBC)	D. Ashcroft (BSHS)	J. Prosser (NC)	D. Gigovic (GT)	T.J. Wilson (TGS)	25.99 @
2014-	C. Smith (ACGS)	K.R. Welfare (IGS)	J.A. Brouwers (BBC)	O. Milne (GT)	S.A. Maher (TSS)	26.97
2015-	A. Zhu (BBC)	T. Neill (GT)	K.L. Skippis (TSS)	S.D. Porter (IGS)	W. Johannessen (BSHS)	26.67

50 Metre Freestyle: Under 14

Date	First	Second	Third	Fourth	Fifth	Time
1927-	C. Wells (BGS)	E. Thynne (NC)	R. Overell (TSS)			37 2/5
1928-	B. Fogg (BSHS)	S.J. Stephens (CEGS)	D. Wightman (GT)			38 2/5
1929-	P. Haig (BGS)	D. Williams (CEGS)	W. Douglas (BBC)			38
1930-	M. Windsor (GT)	G. Moore (NC)	R. Caffyn (BGS)			35 4/5
1931-	T. Long (BSHS)	N. O'Neill (NC)	N. Munroe (TSS)			32 3/5
1933-	T.H. Shaw (BGS)	P. Crowley (GT)	H. McCallum (CEGS)			35 1/5
1934-	J. Venning (GT)	R. Wright (BBC)	T.J. Singleton (CEGS)			31 2/5
1935-	B. Bruce-Smith (CEGS)	C. Roden (BGS)	L. Tedford (BBC)			34
			J. Petersman (IGS), tie			
1936-	J. Rivett (TGS)	D. Wiley (BBC)	W. Gardner (BGS)	R. Laws (CEGS)	H. Young (NC)	35
1937-	R. Grant (GT)	N. Cain (NC)	J. Ruddle (BGS)	P. Mitchell (CEGS)	W. Ash (BBC)	35 3/5
1939-	C.E. Speed (BGS)	G.M. Darcy (GT)	P. Mactaggart (CEGS)	W. Broadfoot (TGS)	S. Roden (BBC)	34 1/5
1940-	J. Wills (TGS)	G.L. Jones (CEGS)	W. Somerville (TSS)	J. Row (IGS)	J.F. Ashby (BGS)	33 3/5
1941-	E.R. Oulity (GT)	D.J. Duthie (CEGS)	B.S. Tickle (BGS)	B. Lawne (IGS)	W. McCabe (NC)	33 3/5
1943-	R.J. Hodgson (BGS)	P. Taylor (CEGS)	B. Davies (GT)	R. Boyce (TGS)	E. Walters (NC)	36 2/5
1944-	R.C. Rodgers (CEGS)	B. Davies (GT)	K. Morgan (TSS)	B.W. Chapple (TGS)	J. McKendry (NC)	33
1945-	R. Colbert (TGS)	R. Gale (CEGS)	H. Nicholson (NC)	J. Boast (BGS)	B.E. Carroll (GT)	32
1946-	J. Bartlett (CEGS)	N. Schwartz (TGS)	N. Kenny (NC)	R.F. Wadley (GT)	W.B. Whitelock (BBC)	32 2/5
1947-	K. Wacker (BGS)	B. Schmidt (NC)	K. Waller (CEGS)	J.W. Duane (GT)	V.R. Parslow (IGS)	36 2/5
1948-	H.A. Weld (GT)	C. Arnold (CEGS)	R. Hobler (BBC)	R. Tritton (TSS)	C.J. Massie (BGS)	30 4/5
1949-	D. Trenerry (TGS)	C.J. Weld (GT)	B.J. Chalk (CEGS)	D.E. Palm (BBC)	C. Thorne (BSHS)	29
1950-	C. Weid (GT)	A.R. Jones (BBC)	W.N.M. Arnold (CEGS)	J. McCarthy (NC)	R. McAllister (TSS)	30 1/10
1952-	T. Brandon (BBC)	J. Lavarack (NC)	R. Larkin (CEGS)	J. Wilson (GT)	B. Elsley (TGS)	32 6/10
1953-	T. Brandon (BBC)	R. Andersen (GT)	N. Phillips (NC)	T. Lindenmeyer (BGS)	N.R. McCoombes (IGS)	30.6
1954-	M. Dyer (NC)	R. Erikson (CEGS)	D. McCarthy (BBC)	B. Campbell (GT)	B.S. Hosier (TSS)	31 9/10
1955-	V. Huxley (TSS)	E.K. Vance (CEGS)	I. McNaught (GT)	R. Wickham (NC)	R. Hilderbrand (BGS)	29 3/5
1956-	J. Fingleton (GT)	R. Carson (CEGS)	N. Bomford (NC)	A. Nott (BBC)	R. Haigh (BGS)	31 2/5
1957-	J. Fingleton (GT)	R. Mant (NC)	F. Graham (BBC)	R. Stitz (IGS)	R. Shaw (TSS)	30 1/5
1958-	P. Taylor (BBC)	W.M. Oley (GT)	G.A. Sampson (BGS)	E. Power (NC)	G. Layt (BSHS)	30 1/5
1959-	N.W. Reynolds (CEGS)	D.G. Milburn (GT)	C. Dunne (BGS)	J. Potts (TSS)	R. Clarke (BBC)	29 3/10
1960-	J.W. Krimmer (CEGS)	D. Milburn (GT)	C.S. Gregory (BBC)	H. Robertson (TSS)	J. Power (NC)	29 1/10
1961-	A. McLeod (BGS)	J. Chapman (GT)	D. Balmer (CEGS)	D. Martin (TGS)	A. Christensen (TSS)	28 3/5
1962-	R.R. Birch (BGS)	W.F. Luya (CEGS)	A. Carrick (NC)	R. Kerkenezov (TSS)	J. Sexton (GT)	29 2/5
1963-	G. Gardiner (NC)	D.J.M. Marriott (CEGS)	J. Sexton (GT)	S.R. Booker (BGS)		29.5
				D. Graham (CEGS), tie		
1964-	C.B. Stitz (IGS)	M.C. Beatty (NC)	N.J. Hooper (BGS)	J.G. Fraser (CEGS)	R.D. Hamilton (GT)	28.8
1965-	A.W. Clark (GT)	G.J. Brough (TSS)	G. Reid (BGS)	F. Clarke (IGS)	G.P. Cameron (NC)	28.0
1968-	G.R. Langdon (BBC)	K. Lascelies (BSHS)	P.F. Raward (TSS)	R. Arundell (BGS)	W.D. Gardiner (IGS)	28.7
1969-	D. Bellamy (BSHS)	R. Devlin (GT)	N. Yeates (CEGS)	T. Sawtell (IGS)	P. Dingle (BGS)	28.0
1970-	D. Hall (NC)	B. Fitzwalter (GT)	R. French (BSHS)	G. Leather (BGS)	B. Johnson (BBC)	29.5
1971-	R. Andronicus (TSS)	H. Tonelli (GT)	G.L. Vann (BGS)	P. Sager (BBC)	W. Clemenis (BSHS)	29.2
1972-	R.H. McCowan (CEGS)	A. Wilson (BGS)	P. Smith (GT)	S.J. Crocker (BBC)	J. Cameron (BSHS)	28.0
1973-	R. Spiro (BGS)	G. Charles (CEGS)	D. Yarrow (IGS)	C. Johnston (GT)	P. Stock (NC)	27.4
1974-	G. Bendeich (BGS)	D. Yarrow (IGS)	R. Logan (BSHS)	R. McLellan (BBC)	C. Charles (CEGS)	28.s
1975-	C. Charles (CEGS)	J. McNamara (BSHS)	N. Maranta (GT)	P. Beardmore (BGS)	A. Phillips (NC)	27.8
1976-	J. Hooper (BSHS)	M. Hoey (BGS)	C.J. Powell (IGS)	P. Proberts (GT)	B.A. Spork (CEGS)	28.1
1977-	M. Glanfors (BGS)	C.T. Hall (NC)	L.P. Hogg (BSHS)	N. O'Hare (GT)	L.W.S. Leech (IGS)	28.2
1978-	D.S. Frail (TSS)	B. Elliot (BGS)	R. Sydes (GT)	M. D. McNeilly (CEGS)	M.A. Packman (BSHS)	27.s
1979-	C. Miller (BSHS)	R. Kahler (BGS)	A. Dietz (TSS)	S. O'Kane (GT)	B. Summerville (IGS)	27.09
1980-	W. Mortensen (GT)	J.S. Sieben (BSHS)	J. Bush (NC)	R. Thiele (BGS)	D.J. Hamilton (TGS)	27.20
1981-	C.V. Tobin (BSHS)	M.C. O'Brien (GT)	A.E. Savage (BGS)	J.A. Young (IGS)	M. Blackwell (CEGS)	27.79
1982-	P. Wright (BSHS)	K. Terriss (IGS)	P. Menzies (BGS)	K. Van As (CEGS)	J. Bennett (BBC)	27.80
1983-	M.R. Packman (BSHS)	R.D. Pym (BGS)	A.D. Sole (BGS)	A.P. Middleton (IGS)	D.H. Craig (CEGS)	27.24
1984-	D. King-Christopher (TSS)	D.A. Drummond (BSHS)	D.J. Lawrence (CEGS)	W.J. Fredericks (GT)	J.G. Plummer (IGS)	25.89
1985-	A. Egorov (GT)	T.J. Somes (BBC)	G.L. Cotter (BSHS)	S.W. Anderson (ACGS)	M.J. Gallen (NC)	27.32
1986-	S.P. Burton (BSHS)	T. Staunton-Smith (BGS)	J.A. McKeering (NC)	T.A. Sayer (TSS)	C.R. Watson (IGS)	27.22
1987-	I.G. Fenton (BBC)	B.G. Lawrence (ACGS)	J.E. Lewis (BSHS)	J.A. Molloy (NC)	J.D. O'Neill (BGS)	26.36
1988-	D.A. Sheehan (BSHS)	R.K. Lyndon (GT)	A.J. Mowbray (TSS)	M.S. Cruickshank (BGS)	M. Kearney (NC)	27.01
1989-	S. Stahn (BGS)	J.E. Glasson (ACGS)	C.R. Swainson (BSHS)	D.J. Clifford (GT)	B. Finall (IGS)	27.06
1990-	P.J. Gibson (GT)	S.M. Logan (BSHS)	J.A. Baranoff (BGS)	E.J. Doyle (IGS)	S.D.S. Quarterman (ACGS)	26.26
1991-	T.A.L. Nicholson (ACGS)	D.J. Boxali (BSHS)	L. Robertson (BBC)	L.A. Wallace (GT)	B.J. Dittmar (NC)	26.00
1992-	R. Powells (BSHS)	J.R. English (BBC)	J.M. Carter (GT)	T.M. Smith (TSS)	C.R. Thomas (BGS)	25.40
1993-	S.D. Gooda (NC)	D.L. Holcombe (BSHS)	L.A. Donald (GT)	A.R. Chalien (BGS)	H.M. Simson (TSS)	26.20
1994-	H. Harris (IGS)	C.R.J. Kenman (BGS)	B.J. Andersen (NC)	P.D. Scutt (GT)	R.A.F. Kelly (ACGS)	26.59
1995-	S.T. Talbot-Cameron (NC)	B.M. Sprenger (GT)	B.A. Norris (ACGS)	H.M. Day (BGS)	B. Gourlay (TSS)	26.36
1996-	H. Leung (ACGS)	M.E. Smith (NC)	G.R. Davies (BBC)	M.J. Hamlin (GT)	J.A. Pope (TSS)	26.22
1997-	L.C. McBean (TSS)	W.W.H. Denning (NC)	J.M. Weber (GT)	A. Turner (TGS)	C. Votan (BGS)	25.95
1998-	D.J. Campbell (NC)	E. McGregor (BSHS)	J.C. Hey (TSS)	M. Manin (IGs)	M.G. Skroblin (BBC)	25.81
1999-	B.A. Dawson (NC)	B. Usher (ACGS)	T.L. Cunningham (TSS)	S. Meteyard (BSHS)	A.F. Barclay (BBC)	26.26
2000-	D.S.C. Cramb (BBC)	G. Sparrow (TSS)	S.A. Clark (NC)	W. Sellars (BGS)	A. Thompson (IGS)	24.96 @
2001-	S. James (BGS)	A.J. Doyle (NC)	T.M. O'Shea (GT)	M. Holt (BSHS)	P.J. Gleeson (BBC)	25.63
2002-	D. Linde (IGS)	M. Lewis (BSHS)	S. Clyde (TGS)	J.R. Murray (NC)	M. Dewhurst (BGS)	26.03
2003-	A. Lewandowski (BGS)	N. Whitburn (IGS)	C.R. Holgar (ACGS)	M. Brookes (BSHS)	S. Davies (TSS)	26.04
2004-	J.R. Bruton (TSS)	C.H. Morrison (ACGS)	D.R. Price (NC)	M.J. Gregory (BBC)	S. Moore (BGS)	25.85
2005-	X. Crawford (TSS)	B.J. Walkington (NC)	D. Young (BGS)	H.W. Simmonds (ACGS)	N.J. Rider (GT)	25.99
2006-	H. Perkins (TSS)	W.T. Schoch (BGS)	M. Roettler (IGS)	W.T. McGahan (GT)	D.P. O'Keefe (NC)	26.07
2007-	T.G. Sprenger (GT)	M. Crawford (TSS)	J.A. Saunders (BGS)	E. Smith (IGS)	S.D. Blakeway (ACGS)	26.06
2008-	A.Digby (TSS)	S.A. Taylor (BSHS)	H.R. Hawker (TGS)	C.R.Lloyd (IGS)	N. Groeneveld (ACGS)	25.85
2009-	A. Press (TSS)	M.D. Zammit (IGS)	J.D. Hardy (NC)	X.M. Power (GT)	A.L. Saunders (BGS)	25.43
2010-	R. J Parker (BSHS)	J. D. Whenuaroa (NC)	B. P. White (BGS)	J. Davies (TSS)	J. E. Roach	25.34
2011-	T.C. Rull (BSHS)	E.J. McCorley (BGS)	C.R. Lewis (NC)	J.R. Neilsen (TSS)		26.33
				E. Zhou (BBC), tie		
2012-	B.J. Oates (TGS)	B. Paties (BBC)	M.B. Canham (IGS)	B.I. Jason (NC)	C. McKenna (BGS)	26.12
2013-	H. Abeya (ACGS)	C. Parberry (BSHS)	B. J. Poon (TGS)	T. Ryan (BGS)	L. V. Pearce (TSS)	26.26
2014-	B.M. Carlyon (BBC)	D. Ashcroft (BSHS)	T.J. Wilson (TGS)	K.J. Lowe (TSS)	J.T. Prosser (NC)	25.12
2015-	K.R. Welfare (IGS)	C. Smith (ACGS)	J.A. Brouwers (BBC)	S.P. Arthur (TSS)	M. Adi (BGS)	25.72

50 Metre Freestyle: Under 15

Date	First	Second	Third	Fourth	Fifth	Time
1927-	W. Stephens (CEGS)	H. Hierow (BSHS)	R. Colbert (BGS)			36
1928-	R. Overell (TSS)	C. Wells (BGS)	J. Venning (GT)			34
1929-	L.A. Stephens (CEGS)	T. Wright (BBC)	W. Risley (BGS)			33
1930-	B. Ingram (TGS)	W. Haylett (BGS)	M. Spark (CEGS)			32
1931-	M. Windsor (GT)	T. Long (BSHS)	R.C. Valmadre (NC)			33 2/5
1933-	I. Sanderson (BSHS)	T. Muller (TGS)	D. Hannaford (BBC)			32 2/5
1934-	J. Venning (GT)	W. Stuart (TGS)	N.E. Watts (TSS)			31 3/5
1936-	J. Parkinson (CEGS)	L. Tidford (BBC)	J. Stuart (TGS)	C. Hinckley (IGS)	F. Miller (BSHS)	31 1/5
1937-	J. Rivett (TGS)	G. Wiley (BBC)	W. Gardner (BGS)	R. Laws (CEGS)	G. Gouriey (GT)	33 1/5
1939-	B. Dowling (BGS)	I. Hinwood (BBC)	L. Smith (BSHS)	G.W. Curtis (CEGS)	F. Dunn (NC)	31 3/5
1940-	A.W. Robertson (BGS)	R.M. Jones (CEGS)	S.E. Roden (BBC)	G. M. Darcy (GT)	J. Gallagher (NC)	31 3/5
1941-	B.A. Christensen (CEGS)	J.L. Wills (TGS)	R. Lambert (BSHS)	D. Solomon (IGS)	R. McConnon (NC)	32 2/5
1943-	G. Carpenter (GT)	D. Batchen (CEGS)	I.D. Brown (BGS)	J. Morris (NC)	D. Robertson (TGS)	33 2/5
1944-	R.C. Boyce (TGS)	D. Clauston (TSS)	M. Hart (NC)	C.C. Thompson (BBC)	J.D. Cleeve (CEGS)	32 4/5
1945-	D. Ferrier (CEGS)	T. Jones (BSHS)	R.C. Armstrong (BBC)	J. McKendry (NC)	R. Chapple (TGS)	32 1/5
1946-	R. Colbert (TGS)	J.R. Boast (BGS)	S.A. Nimmo (TSS)	R.R. Hitchcock (CEGS)	B.E. Carroll (GT)	30 4/5
1947-	G. Newton (BSHS)	J. Bartlett (CEGS)	J. O'Neill (NC)	N. Schwartz (TGS)	R. Dowling (TSS)	30 2/5
1948-	D.O. Mason (CEGS)	K.G. Wacker (BGS)	J. Murphy (NC)	J. Carmichael (TGS)	J.W. Duane (GT)	30
1949-	H.A. Ward (GT)	C.H. Arnold (CEGS)	F. Hopkins (TGS)	P. Hobler (BBC)	K. O'Donell (BSHS)	29 1/5
1950-	D. Trenerry (TGS)	L. Armstrong (BGS)	P. Mason (CEGS)	S. Norris (BSHS)	R.H. Hardy (TSS)	28 4/10
1951-	No Competition					
1952-	B. Hawkins (CEGS)	N.M. Cooke (GT)	D.E. Palm (GT)	A. Cockerill (TSS)	G. Hilderbrand (BGS)	29 8/10
1953-	B. Martin (BBC)	J. Cox (GT)	J. Mocatta (CEGS)	A. Sharpe (IGS)	J.R. MacDonald (TSS)	31.4
1954-	J. Blatchford (NC)	L. O'Connor (GT)	N. Chambers (BSHS)	R. Delmodes (BBC)	M. Hooper (CEGS)	29 1/5
1955-	P.L. Eriksen (CEGS)	J. Shay (NC)	P. Gibson (BBC)	B. Campbell (GT)	A.J. White (BGS)	29 3/5
1956-	E.K. Vance (CEGS)	V. Huxley (TSS)	D. Daly (NC)	J. Cox (BBC)	J. Enoght (GT)	28 3/10
1957-	E.Richards (GT)	N.Bomford (NC)	A.Nott (BBC)	I.E.Keys (CEGS)	R. Clarkson (BSHS)	29 2/5
1958-	P. McMahon (NC)	R. Stitz (IGS)	J.A. Fingleton (GT)	R.N. Armstrong (CEGS)	P. Gatt (BBC)	28 1/5
1959-	D. Glen (CEGS)	P. Taylor (BBC)	G.H. Mountseer (GT)	T. McMahon (NC)	G. Simpson (BGS)	27 4/5
1960-	N.W. Reynolds (NC)	R. Fingleton (GT)	G. Dunne (BGS)	J. Potts (TSS)	G. Akauma (TGS)	
1961-	J. Krimmer (CEGS)	H. Robertson (TSS)	D. Milburn (GT)	S. Gregory (BBC)	P. Morgan (BSHS)	
1962-	G. Rayner (BSHS)	A. MacLeod (BGS)	J. Chapman (GT)	R. Miria (TGS)	D. R. Balmer (CEGS)	
1963-	R.R. Birch (BGS)	D. White (GT)	A. Carrick (NC)	T. Herbert (TSS)		28
		V. Ole (IGS), tie				
1964-	B.R. Chambers (NC)	D.J. Lloyd (CEGS)	C. McLaughlin (CEGS)	J.G. Sexton (GT)	T.L. Eastman (TSS)	26.7
1965-	C. Stitz (IGS)	M.C. Beatty (NC)	H. Hooper (BGS)	E.D. Cole (BBC)	J.G. Fraser (CEGS)	28.0
1968-	A. Shean (GT)	B. McGregor (TGS)	J.H. McCubbery (TSS)	B. Carter (BSHS)	M. White (BBC)	27.4
1969-	G.R. Langdon (BBC)	P. Reward (TSS)	R. Arundel (BGS)	B. Cooper (BSHS)	J. Willis (CEGS)	27.8
1970-	D. Bellamy (BSHS)	J. Van Opdenbosch (GT)	N. Martin (BGS)	N. Yeates (CEGS)	S. Howen (NC)	27.0
1971-	D. Hall (NC)	R. Mowen (CEGS)	G. Frost (BSHS)	B. Fitzwalter (GT)	C.R. Webb (BGS)	27.8
1972-	M. Tonelli (GT)	P.A. Sager (BBC)	W. Clements (BSHS)	K.R. Brumpton (CEGS)	G. Vann (BGS)	28.5
1973-	A. Wilson (BGS)	R. McCowan (CEGS)	R. McLellan (BBC)	B. Yarrow (IGS)	A. Palm (NC)	27.1
1974-	R. Thams (BGS)	M. Patterson (CEGS)	W. Wakefield (BSHS)	P. McLeod (BBC)	A. Van de Velde (GT)	26.6
1975-	P. Jones (BGS)	D. Atkins (BSHS)	A.G. Thompson (BBC)	M. Harradine (CEGS)	C. Johnson (GT)	27.1
1976-	C.D. Charles (CEGS)	J. McNamara (BSHS)	S. Habenmann (BGS)	A. Philips (NC)	M. Maranta (GT)	26.6
1977-	M. Green (GT)	I. Simpson (BGS)	G.J. Powell (IGS)	P. Adams (TSS)	J.N. Hooper (BSHS)	26.8
1978-	M. Glanford (BGS)	B.R. Cranston (CEGS)	S.J. Moffatt (BBC)	L.P. Hall (NC)	M.O'Hare (GT)	27.6
1979-	D.S. Frail (TSS)	B. Elliot (BGS)	R. Sydes (GT)	M. McNeilly (CEGS)	M. Sanderson (BSHS)	26.20
1980-	C.L. Miller (BSHS)	R. Kahler (BGS)	A.D. Dietz (TSS)	J. McNamee (GT)	D.C. Harvey (CEGS)	26.52
1981-	W. Mortensen (GT)	J.S. Sieben (BSHS)	A.J. Theile (BGS)	G.D. Trenerry (TGS)	J. Bush (NC)	25.33
1982-	M. O'Brien (GT)	B. McDonald (IGS)	C. Tobin (BSHS)	L. Boevink (NC)	G. McKinnon (TSS)	26.25
1983-	P.J. Wright (BSHS)	B. Parer (NC)	P.A. Menzies (BGS)	K.N. VanAs (CEGS)	K.M. Terriss (IGS)	26.52
1984-	P.W. Budon (BSHS)	A.D. Sole (GT)	R.D. Pym (BGS)	A.P. Middleton (IGS)	N.R. Magnusson (CEGS)	26.30
1985-	D. King-Christopher (TSS)	D.A. Dnummond (BSHS)	J.W. Fredericks (GT)	S.A. Reinke (TGS)	A.B.J. Scriven (BGS)	25.71
1986-	A.J. Baidon (TSS)	T.J. Somes (BBC)	D.A. Richardson (ACGS)	M.J. Russell (GT)	A.W. Bale (BGS)	25.10
1987-	T. Staunton-Smith (BGS)	T. Sayer (TSS)	W.D. Fredericks (GT)	B.T. Arnold (BBC)	G.M. Higgins (NC)	26.86
1988-	D.G. Fenton (BBC)	B.G. Lawrence (ACGS)	C.R. Patterson (BSHS)	J.D. O'Neill (BGS)	P.T. Clancy (GT)	25.57
1989-	A.R. Vary (BSHS)	M. Kearney (NC)	A.J. Mowbray (TSS)	D.J. Collins (GT)	B.B. Cohn (BGS)	25.24
1990-	S. Stahn (BGS)	A.D. Dickson (NC)	M.J. Stewart (NC)	D.L. Gaffney (IGS)	B.C. Hiddlestone (BBC)	26.46
1991-	P.J. Gibson (GT)	P.F. O'Rouke (TSS)	J.A. Baranoff (BGS)	R.M. Collie (BSHS)	J.J. Duggan (NC)	25.69
1992-	T.A.L. Nicholson (ACGS)	L.A. Wallace (GT)	L.F. Robertson (BBC)	J. Partis (BSHS)	A. McGregor (NC)	25.12
1993-	R.A. Powells (BSHS)	J.R. English (BBC)	T.M. Smith (TSS)	J.M. Carter (GT)	T.P. Dudley (BGS)	24.42 @
1994-	D.S. Gooda (NC)	D.J. Holcombe (BSHS)	L.A. Donald (GT)	H.M. Simson (TSS)	T.J.M. Thynne (BGS)	26.08
1995-	T. Harris (IGS)	R.R. Court (NC)	M.P. Gallagher (GT)	C.R.J. Kenman (BGS)	M.D. Wilke (ACGS)	25.58
1996-	B.M. Sprenger (GT)	D.M. Bush (NC)	H. Day (BGS)	B. Gourlay (TSS)	A. Wallace (BSHS)	25.88
1997-	M.E. Smith (NC)	H. Leung (ACGS)	S. Stewart (BGS)	C. Besley (BBC)	B.A. Yates (TSS)	25.78
1998-	L.C. McBean (TSS)	A. Tumer (TGS)	W.W.H. Denning (NC)	M. Moran (BGS)	R.TeKloot (ACGS)	25.32
1999-	D.J. Campbell	M.G. Skroblin (BBC)	A. Fraser (BGS)	M. Martin (IGS)	A.W. Seward (TSS)	25.48
2000-	B.A. Dawson (NC)	J. Bird (TSS)	B. Usher (ACGS)	A.F. Barclay (BBC)	T. Beadle (BGS)	25.52
2001-	D.S.C. Cramb (BBC)	D. Johnston (BSHS)	S.J.M. Clark (NC)	Z. Wright (IGS)	M. Katia (GT)	24.63
2002-	S. James (BGS)	K.M. Richardson (NC)	R.I. Russell (GT)	P.J. Gleeson (BBC)	K. Boughen (IGS)	24.93
2003-	D. Linde (IGS)	M. Dewhurst (BGS)	N. Lewis (BSHS)	H.R. Clentsmith (ACGS)	T. Wright (TSS)	25.06
2004-	R.C. Jovanovich (NC)	M. Brookes (BSHS)	N. Whitburn (IGS)	T. McKendry (BGS)	M.C. Holgar (ACGS)	25.08
2005-	J.R. Bruton (TSS)	S. Moore (BGS)	B.R. Ison (ACGS)	M.J. McGahan (GT)	D.R. Price (NC)	24.80
2006-	B.J. Walkington (NC)	X. Crawford (TSS)	D.A. Young (BGS)	J. Reston (BSHS)	H.W. Simmonds (ACGS)	25.48
2007-	H. Perkins (TSS)	W.T. Schoch (BGS)	W.T. McGahan (GT)	C.W. Gray (NC)	M. Roettler (IGS)	25.05
2008-	J.A. Saunders (BGS)	S.Blakeway (ACGS)	E.D.Smith (IGS)	Z.A.Taylor (NC)	B.King (TSS)	26.13
2009-	Z.J. Whenuaroa (NC)	Z. Featherstone (TSS)	S.A. Taylor (BSHS)	H.J. Coburn(GT)	H. Hawker (TGS)	24.82
2010-	R. C. Gerlach (ACGS)	A. Press (TSS)	M. D. Zammit (IGS)	J. A. McLoughlin (NC)	A. L. Saunders	24.72
2011-	R.J. Parker (BSHS)	B.P.White (BGS)	P.J. Soalheira (ACGS)	M.S. Denny (TGS)	J.D. Whenuaroa (NC)	24.82
2012-	J.A. Cornell (IGS)	T.C. Rull (BSHS)	A. Innes (ACGS)	B.T. Heiniger (TSS)	E. McCorley (BGS)	25.64
2013-	L. Townsend (GT)	J. Camp (ACGS)	Z. Shepherd (BSHS)	B.N. McCarthy (TGS)	M.B. Canham (IGS)	24.90
2014-	T. Ryan (BGS)	L. V. Pearce (TSS)	B. J. Clarke (TGS)	H. Abeya (ACGS)	C. McPaul (BSHS)	25.50
2015-	B.M. Carlyon (BBC)	S.A. Coombes (NC)	D. Ashcroft (BSHS)	T. Kerby (GT)	C.J. Moloney (IGS)	24.85

50 Metre Freestyle: Under 16

Date	First	Second	Third	Fourth	Fifth	Time
1937-	B. Bruce-Smith (CEGS)	L. Hoey (BBC)	J. Petemman (IGS)	J. Stuart (TGS)	E. Mollie (TSS)	32
1939-	R.J.K. Grant (GT)	R.W. Mitchell (CEGS)	T. McGrath (NC)	G.J. Stuart (TGS)	J.C. Wollam (BGS)	32
1940-	I. A. Hinwood (BBC)	B.H. Dowling (BGS)	D.G. Hill (CEGS)	R. Westcott (IGS)	B. Parkinson (TGS)	31
1941-	A.W. Robinson (BGS)	P. Mactaggart (CEGS)	G.M. D'Arcy (GT)	J. Gallagher (NC)	V.G. Sneyd (BBC)	30 3/5
1943-	I. Wright (CEGS)	A. Hunter (BSHS)	N.B. Poulsen (BGS)	W. Hindler (TGS)	B. Cahill (NC)	30 1/5
1944-	E. Wilton (TGS)	J. Morfls (NC)	C. Carpenter (GT)	R. Liddle (BSHS)	D. Batchen (CEGS)	31 1/5
1945-	R.C. Rogers (CEGS)	W. Aitken (TGS)	G. Sheil (TSS)	K.T. Spillane (GT)	E.P. Robinson (BGS)	29 9/10
1946-	R. Ferrier (CEGS)	T. Jones (BSHS)	R. Akes (TSS)	G.M. Skinner (BGS)	F.P. Sullivan (GT)	30 1/10
1947-	J.R. Boast (BGS)	M. Trenerry (TGS)	S. Nimmo (TSS)	H. Nicholson (NC)	R. Hogarth (BSHS)	29 1/5
1948-	J.D. Bartlett (CEGS)	M. Crittenden (TSS)	J. O'Neill (NC)	N. Schwartz (TGS)	N.R. Smith (BBC)	29 9/10
1949-	D. Mason (CEGS)	J. Murphy (NC)	K. Wacker (BGS)	J. Cammichael (TGS)	D. Bird (BBC)	28 8/10
1950-	H.A. Weld (GT)	C.H. Arnold (CEGS)	D. Quinn (BSHS)	J. Burnie (BBC)	F. Hopkins (TGS)	29
1952-	C.J. Weld (GT)	W. Arnold (CEGS)	P. Duggan (NC)	W.R. Raymond (TGS)	J. Williamson (TSS)	27
1953-	B. Hawkins (CEGS)	D. Palm (BBC)	R.E. Lindenmeyer (BGS)	N.M. Cooke (GT)	R.C. Wakely (TSS)	28 2/10
1954-	J. O'Brien (NC)	P. Anderson (GT)	A. Dowling (BGS)	K.L. Tritton (TSS)	M. Maker (BSHS)	29 9/10
1955-	R. Murray (GT)	M.K. Hooper (CEGS)	L. Blatchford (NC)	P. Delmodes (BBC)	G. Davidson (TSS)	29 3/5
1956-	P. Eriksen (CEGS)	D. McCarthy (BBC)	J. Shay (NC)	J. Handy (GT)	A. White (BGS)	27 9/10
1957-	D.C. Applebee (CEGS)	I. McNaught (GT)	V.K. Huxley (TSS)	K. Fredericks (NC)	G.R. Wainwright (BGS)	28 2/5
1958-	E.B. Richards (GT)	N. Bomford (NC)	R. Brown (BGS)	R. Clarkson (BSHS)	J.C. Morison (TSS)	28 1/2
1959-	P. Catt (BBC)	J. Fingleton (GT)	P. McMahon (NC)	R. Stitz (IGS)	P. Buckle (BGS)	27 3/10
1960-	D.W.J. Glen (CEGS)	G. Mountseer (GT)	O. Robbins (BGS)	R.B. Taylor (BBC)	A. Atkins (BSHS)	26 9/10
1961-	J. Potts (TSS)	N. Reynolds (CEGS)	R. Fingleton (GT)	G. Dunne (BGS)	M. Chagoury (NC)	26 4/10
1962-	N.W. Reynolds (CEGS)	R. Fingleton (GT)	D. Anning (TSS)	I.R. Affleck (BGS)	G. Lawson (BBC)	25 4/5
1963-	N.W. Reynolds (CEGS)	R. Fingleton (GT)	D.A. Robbins (BGS)	H. Robertson (TSS)	R. Cooper (NC)	25.7
1964-	RG Mitchell (CEGS)	G. Rayner (BSHS)	I.F. Woods (BBC)	R. Lockhart (TSS)	J.C. Lipscomb (NC)	26.6
1965-	RE Lockhart (TSS)	G. Rayner (BSHS)	R.E. Walker (CEGS)	I.F. Woods (BBC)	M. Hutton (BGS)	26.1
1968-	R.H. Fry (CEGS)	D.M. Forster (BBC)	A. Clarke (GT)	G. Mitchell (BSHS)	N.R. Kelly (BGS)	25.9
1969-	G. Brough (TSS)	N. Proctor (GT)	G. McFarland (IGS)	J. Holloway (CEGS)	G. Want (BGS)	25.8
1970-	J. Henderson (NC)	N. Proctor (GT)	R. Watts (BGS)	A. Shean (CEGS)	R. Newman (IGS)	26.3
1971-	J. VanOpdenbosch (GT)	R. Hutton (BGS)	G.R. Langdon (BBC)	A. Shean (BSHS)	G.R. Warfield (CEGS)	26.5
1972-	J. VanOpdenbosch (GT)	N.W. Martin (BGS)	M.F. Bolt (TSS)	S. Smith (BSHS)	S.M. Mowen (CEGS)	26.2
1973-	S. Smith (BSHS)	J. VanOpdenbosch (GT)	B. Mowens (CEGS)	I. Want (TSS)	J. Chang (IGS)	26.1
1974-	M. Tonelli (GT)	M. McEniery (NC)	A. Raeburn (TSS)	B. Stubbs (BGS)	A. Aspland (IGS)	25.4
1975-	R. McLellan (BBC)	N. Kemp (CEGS)	R. Thams (BGS)	R. Smith (GT)	J. Potts (BSHS)	26.5
1976-	R. Bendeich (BGS)	R.W. McLellan (BBC)	W. Wakefield (BSHS)	B. Abrahams (GT)	S.J. Hart (CEGS)	25.9
1977-	R. Jones (BGS)	R.R. Fryer (BBC)	M.J. Spurrier (IGS)	M.E. Elliot (CEGS)	M. Meehan (GT)	26.0
1978-	M. Green (GT)	R. Milroy (BGS)	C.J. Williams (CEGS)	B.R. Victor (TGS)	B.D. Hickey (TSS)	26.7
1979-	S. Moffatt (BBC)	F. Van Der Zant (BSHS)	N. Alcorn (BGS)	B. Cranstoun (CEGS)	L. Hall (NC)	26.91
1980-	M.A. Packman (BSHS)	M. Agnew (NC)	T. Dodson (GT)	D.N. Hines (IGS)	D.S. Frail (TSS)	25.93
1981-	R.A. Scheib (TSS)	C.A. Parkyn (BSHS)	R.J. Kahler (BGS)	M.H. Holmes (GT)	A.G. Wallace (TGS)	26.05
1982-	J. Sieben (BSHS)	R. Thiele (BGS)	W. Mortensen (GT)	J. Bush (NC)	G. Trenery (TGS)	25.09
1983-	G. Boevink (NC)	M.C. O'Brien (GT)	B.R. MacDonald (IGS)	C.V. Tobin (BSHS)	M.R. Magnusson (CEGS)	25.42
1984-	R.J. Wright (BSHS)	S.N. Ponton (IGS)	I.D. Swinton (BGS)	S.D. Alton (GT)	J.A. Bennet (BBC)	25.65
1985-	A.M. O'Donoghue (GT)	J. MacTaggart (TSS)	R.D. Pym (BGS)	R.W. Burton (BSHS)	N.R. Magnusson (ACGS)	25.61
1986-	A.B.J. Scriven (BGS)	J.W. Fredericks (GT)	S.A. Reinke (TGS)	M.R. Boevink (NC)	D.A. Drummond (BSHS)	25.61
1987-	A. Baildon (TSS)	T.S. Somes (BBC)	D.A. Richardson (ACGS)	G.L. Cotter (BSHS)	M.J. Russell (GT)	24.24
1988-	S.P. Burton (BSHS)	D.J. Wadley (GT)	B.T. Amold (BBC)	B.W. Duff (ACGS)	T. Staunton-Smith (BGS)	26.18
1989-	D.G. Fenton (BBC)	J.D. O'Neill (BGS)	T.W. Penrose (TSS)	M.J. Buhaj (GT)	C.R. Patterson (BSHS)	25.19
1990-	A.R. Vary (BSHS)	M.J. Keamey (NC)	D.J. Collins (GT)	B.B. Cohn (BGS)	A.J. Mowbray (TSS)	24.24
1991-	D.A. Carter (GT)	M. Logan (BGS)	J.E. Glasson (ACGS)	A.D. Dickson (NC)	B. Hiddlestone (BBC)	25.18
1992-	S. Logan (BSHS)	T. Mahony (NC)	R.J. Gibson (GT)	R.F. O'Rourke (TSS)	R.R. Blue (BGS)	24.80
1993-	T.A.L. Nicholson (ACGS)	L.E. Robertson (BBC)	L.A. Wallace (GT)	A.L.A. McGregor (NC)	C.R. Mowbray (TSS)	24.79
1994-	R.A. Powells (BSHS)	J.R. English (BBC)	J.M. Carter (GT)	T.M. Smith (BGS)	N.C. Rickard (NC)	23.98 @
1995-	S.C. Kennedy (NC)	E.J. Hutchison (BGS)	L.A. Donald (GT)	H.J.H. Jackson (BBC)	H.N. Simpson (TSS)	25.18
1996-	T. Harris (IGS)	C. Kenman (BGS)	E.M. Gallagher (GT)	C.G. Sullivan (NC)	S. Snelling (TGS)	24.98
1997-	H. Day (NC)	B. Gourlay (TSS)	C.D.J. Flouch (NC)	B.M. Sprenger (GT)	D.J. Taylor (ACGS)	24.89
1998-	M.E. Smith (NC)	S. Stewart (BGS)	S.E. Dwyer (GT)	H. Leung (ACGS)	G.R. Davies (BBC)	24.96
1999-	R.P. McDonald (NC)	A. Turner (TGS)	T.R. Veitch (BBC)	P.D. Weatherley (ACGS)	J. O'Brien (BGS)	24.84
2000-	D.J. Campbell (NC)	A. Seward (TSS)	E. Hinschen (IGS)	E. McGregor (BSHS)	M.S. Chan (ACGS)	24.79
2001-	A.F. Barclay (BBC)	A.J. Hutchinson (NC)	J. Bird (TSS)	B. Usher (ACGS)	A. Brown (BGS)	24.97
2002-	D.S.C. Cramb (BBC)	R.J. Hayes (NC)	D. Johnston (BSHS)	Z. Wright (IGS)	T. Collins (TSS)	24.24
2003-	S. James (BGS)	K.M. Richardson (NC)	J. Chandler (IGS)	R.I. Russell (GT)	B.J. O'Bryan (TSS)	24.78
2004-	D. Linde (IGS)	H.R. Clentsmith (ACGS)	C. Clarke (BSHS)	J.M. Wacker (NC)	T. Wright (TSS)	25.16
2005-	D.J. Van Velden (BBC)	R. Webber (IGS)	M. Brooks (BSHS)	C.R. Holgar (ACGS)	J.D. Mechielsen (GT)	24.27
2006-	S.H. Moore (BGS)		M.J. McGahan (GT)	D.R. Price (NC)	J. Taylor (BSHS)	24.87
	J.R. Bruton (TSS), tie					
2007-	B.J. Walkington (NC)	D.A. Young (BGS)	X. Crawford (TSS)	J. Furminger (IGS)	N.G. O'Brien (GT)	24.90
2008-	W.T. Schoch (BGS)	C. Dregthorn (TSS)	T. McGriffin (ACGS)	A. Robinson (NC)		24.74
				W.T. McGagan (GT), tie		
2009-	C.M. McKiernan (NC)	J.A. Saunders (BGS)	E.D. Smith (IGS)	A. Williams (TSS)	L.E. Grout (ACGS)	25.40
2010 -	Z.J. Whenuaroa (NC)	S.A. Taylor (BSHS)	S.J. Greene (BGS)	M. van Velden (BBC)	S.D. Reiser (GT)	24.58
2011-	A.F. Press (TSS)	M. Kwong (NC)	P.R. Brittain (TGS)	J.W. Mills (BBC)	X.M. Power (GT)	24.35
2012-	R.I. Parker (BSHS)	B.O. Smith (TSS)	M.H. Kwong (NC)	P. Soalheira (ACGS)	B. White (BGS)	24.46
2013-	L. Osborne (GT)	B. T. Heiniger (TSS)	D. Parker (NC)	C. M. Watkins (BBC)	T. Rull (BSHS)	24.71
2014-	B. S. Paties (BBC)	M. B. Canham (IGS)	J. Camp (ACGS)	K. McIneray (GT)	S. H. Mackay-Payne (TSS)	24.50
2015-	L.V. Pearce (TSS)	T. Ryan (BGS)	H. Abeya (ACGS)	B. Clarke (TGS)	J. Ferguson (GT)	24.73

50 Metre Freestyle: Open

Date	First	Second	Third	Fourth	Fifth	Time
1927-	F. Vincent (BGS)	R. Scanlan (NC)	B. Butcher (TSS)			30 2/5
1928-	F. Vincent (BGS)	J. Forster (CEGS)	B. Butcher (TSS)			30
1929-	F. Vincent (BGS)	I. White (CEGS)	- . Betts (TSS)			29 1/5
1930-	H. Stephens (CEGS)	R.E. Scanlan (NC)	G. Finemore (BGS)			31 1/5
1931-	L. Stephens (CEGS)	G. Haigh (BGS)	B. McMenamin (NC)			29 4/5
1933-	T. Long (BSHS)	R. Valmadre (NC)	V. Neiht (BGS)			30 2/5
1934-	T. Muller (TGS)	C.N. Crompton (BGS)	E.R. Nelht (BGS)			30
1935-	T. Muller (TGS)	J.W. Clark (BGS)	M.H. Moray (CEGS)			292/5
1936-	J. Venning (GT)	J.W. Clark (BGS)	J. McCalium (CEGS)	S. Hawgood (BBC)	M. Gallagher (NC)	29 3/5
1937-	J. Parkinson (CEGS)	C. Bernays (TGS)	D. Bell (BGS)	R. Wnght (BBC)	D. Sparkes (BSHS)	29 2/5
1939-	J.S. Parkinson (CEGS)	J.C. Rivett (TGS)	A.J. Radcliffe (TSS)	W.H. Irving (BGS)	G. Barr (BSHS)	28 3/5
1940-	R.J. Grant (GT)	G.L. Hando (CEGS)	J. Hart (BGS)	G. Barr (BSHS)	J. Miller (NC)	30 4/5
1941-	I. A. Hinwood (BBC)	F. Campbell (BSHS)	A. Hodel (NC)	B.H. Dowling (BGS)	G.J. Stuart (TGS)	30 3/5
1943-	A. Russell (CEGS)	F.W. Heron (CEGS)	H.W. Tait (TGS)	K. Collins (BSHS)	C.A. Hoey (BBC)	29 4/5
1944-	A.I. Wright (CEGS)	C.A. Hoey (BBC)	R.J. Scott (TGS)	J. Duthie (BSHS)	B. Cahill (NC)	30 2/5
1945-	J. Card (TGS)	W. Chandler (BBC)	I.G. Brown (BGS)	J. Falconer (CEGS)	F.J. Williams (GT)	35 3/5
1946-	R.C. Rogers (CEGS)	E.R. Robinson (BGS)	W. Aiken (TGS)	W. Harwick (TSS)	W.R. Dowd (BBC)	29
1947-	R.C. Rogers (CEGS)	T. Eady (TSS)	F.R. Sullivan (GT)	J. McKendry (NC)	G.M. Skinner (BGS)	28 1/2
1948-	J.R. Boast (BGS)	G. Newton (BSHS)	R. Rogers (CEGS)	T.E. Eady (TSS)	F.R. Sullivan (GT)	28 2/5
1949-	J.R. Boast (BGS)	R. CriKenden (TSS)	N.R. Smith (BBC)	J. O'Neill (NC)	J.D. BartleK (CEGS)	28 3/5
1950-	D.O. Mason (CEGS)	N.R. Smith (BBC)	J. O'Neill (NC)	A. Tonkins (BGS)	J.G. Prentice (GT)	27 7/10
1952-	R.C. Barrek (GT)	D. Trenery (TGS)	C. Arnold (CEGS)	J.H. Burnie (BBC)	J.S. Warner (TSS)	28
1953-	C.J. Weld (GT)	W. Amold (CEGS)	R. Kirkcaldie (BBC)	R. Duggan (NC)	J.A. Kingston (TSS)	26 8/10
1954-	L. Jones (NC)	B. Hawkins (CEGS)	J. Byrne (GT)	R.K. Kirkaldie (BBC)	R.C. Wakeley (TSS)	27 4/5
1955-	R. Murray (GT)	B.W. Hawkins (CEGS)	A.C. Dowling (BGS)	R. Wakely (TSS)	R. Mossop (NC)	28 3/10
1956-	R. Eriksen (CEGS)	R. Murray (GT)	A. Dowbry (BGS)	R. Bently (NC)	R. Lawson (BBC)	27 3/10
1957-	R. Murray (GT)	R.L. Eriksen (CEGS)	J. Shay (NC)	D. McCarthy (BBC)	R. Bryce (IGS)	27 1/5
1958-	D. McCarthy (BBC)	R. Wickham (GT)	R. Enright (NC)	E.K. Vance (CEGS)	R.R. Beale (BGS)	27 2/5
1959-	K. Fredericks (NC)	E. Richards (GT)	G. Miller (CEGS)	V. Huxley (TSS)	J. Bennett (BGS)	26 4/5
1960-	H. Orth (IGS)	E. Richards (NC)	G.H. Miller (CEGS)	R. Cooke (GT)	R.B. East (BBC)	26 7/10
1961-	H. Orth (IGS)	D. Glen (CEGS)	R. McMahon (NC)	C. Leagh-Murray (BGS)	D. Sexton (GT)	26 3/10
					J. Lyndon (BBC), tie	
1962-	N.W. Reynolds (CEGS)	R. Fingleton (GT)	D. Anning (TSS)	I.R. Atfleck (BGS)	G. Lawson (BBC)	25 4/5
1963-	N.W. Reynolds (CEGS)	R. Fingleton (GT)	D.A. Robbins (BGS)	H. Robertson (TSS)	R. Cooper (NC)	25.7
1964-	R.G. Mitchell (CEGS)	G. Rayner (BSHS)	I.F. Woods (BBC)	R. Lockhart (TSS)	J.C. Lipscomb (NC)	26.6
1965-	R.E. Lockhart (TSS)	G. Rayner (BSHS)	R.E. Walker (CEGS)	I.F. Woods (BBC)	M. Huhon (BGS)	26.1
1968-	R.H. Fry (CEGS)	D.M. Forster (BBC)	A. Clarke (GT)	G. Mitchell (BSHS)	N.R. Kelly (BGS)	25.9
1969-	G. Brough (TSS)	N. Proctor (GT)	G. McFarland (IGS)	J. Holloway (CEGS)	G. Want (BGS)	25.8
1970-	J. Henderson (NC)	N. Proctor (GT)	R. Watts (BGS)	A. Shean (CEGS)	R. Newman (IGS)	26.3
1971-	J. VanOpdenbosch (GT)	R. HuKon (BGS)	G.R. Langdon (BBC)	A. Shean (BSHS)	G.R. Warfield (CEGS)	26.5
1972-	J. Van Opdenbosch (GT)	N.W. Martin (BGS)	M.F. Bolt (TSS)	S. Smith (BSHS)	S.M. Mowen (CEGS)	26.2
1973-	S. Smith (BSHS)	J. Van Opdenbosch (GT)	B. Mowens (CEGS)	I. Want (TSS)	J. Chang (IGS)	26.1
1974-	M. Tonelli (GT)	M. McEniery (NC)	A. Raebum (TSS)	B. Stubbs (BGS)	A. Aspland (IGS)	25.4
1975-	R. McLellan (BBC)	N. Kemp (CEGS)	R. Thams (BGS)	R. Smith (GT)	R. Smith (BSHS)	26.5
1976-	R. Bendeich (BGS)	R.W. McLellan (BBC)	W. Wakefield (BSHS)	A. Abrahams (GT)	S.J. Hart (CEGS)	25.9
1977-	R. Jones (BGS)	R.R. Fryer (BBC)	M.J. Spurrier (IGS)	M.E. Elliott (CEGS)	M. Meehan (GT)	26.0
1978-	T. McCawley (GT)	S. Habemman (BGS)	G.S. Crow (CEGS)	J.T. McNamara (BSHS)	B. Battersby (TSS)	26.09
1979-	T. McCawley (GT)	R. Milroy (BGS)	M.Green (GT)	B. Battersby (TSS)	J. McLeod (BBC)	26.52
1980-	R. Duncan (NC)	S.D. Fidler (BSHS)	N. Alcorn (BGS)	M. Waller (GT)	B.R. Cranstoun (CEGS)	25.91
1981-	M.A. Packmann (BSHS)	M. Agnew (NC)	A.J. Waddell (BBC)	D.N. Hines (IGS)	D.S. Frail	25.11
1982-	T. Dodson (GT)	R. Kahler (BGS)	C. Parkyn (BSHS)	M. Agnew (NC)	A. Dietz (TSS)	25.73
1983-	J.S. Sieben (BSHS)	W.R. Mortensen (GT)	E. Clementson (BGS)	D.J. Garner (TGS)	J. Bush (NC)	24.17
1984-	M.C. O'Brien (GT)	M.R. Magnusson (CEGS)	G.M. Boveink (NC)	T.E. Hart (TSS)	B.P. MacDonald (IGS)	24.67
1985-	R.A. Cameron (BBC)	I.D. Swinton (BGS)	S.N. Ponton (IGS)	S.J. Cotter (BSHS)	S.M. Dalton (GT)	24.99
1986-	T.J. Russell (GT)	R.W. Burton (BSHS)	N.G. Magnusson (ACGS)	J. Simmonds (ACGS)	A.P. Middleton (IGS)	25.41
1987-	J.W. Fredericks (GT)	P.A. Hamilton (TGS)	P.A. Stone (BBC)	D.J. Lawrence (ACGS)	A.B.J. Scriven (BGS)	25.34
1988-	A.J. Baildon (TSS)	J.W. Fredericks (GT)	D.A. Richardson (ACGS)	S.R. Steindl (BGS)	D. Fiorini (NC)	23.36 @
1989-	M.K. Fredericks (GT)	D.J. Helgeson (BGS)	T.A. Sayer (TSS)	B.W. Duff (ACGS)	D.O. Fiorini (NC)	24.92
1990-	W.D. Fredericks (GT)	C.C. Hackett	S.E. Lewis (BSHS)	A.B. McCready (ACGS)	A. Stott (IGS)	24.85
1991-	M.J. Keamey (NC)	T. Clayton (BBC)	N.J. Rollason (GT)	A.B. McCready (ACGS)	M. Knobel (TSS)	24.85
1992-	D.A. Carter (GT)	M. Logan (BGS)	M. Knobel (TSS)	B. McGregor (NC)	P. Smerdon (BSHS)	24.54
1993-	S.M. Logan (BSHS)	P.F. O'Rourke (TSS)	T.K. Mahony (NC)	T.E. Clayton (BGS)	A.J. Sexton (GT)	24.23
1994-	B.O. Nothling (BGS)	T.A.L. Nicholson (ACGS)	L.A. Wallace (GT)	L.F. Robertson (BBC)	B.R. Cooper (NC)	23.99
1995-	N.C. Rickard (NC)	T.A.L. Nicholson (ACGS)	T.M. Smith (BGS)	J.M. Carter (GT)	A.M. Craven (BBC)	24.11
1996-	N.C. Rickard (NC)	J.M. Winter (GT)	H.M. Simson (TSS)	G. Chandler (TGS)	K. Evans (BSHS)	23.91
1997-	D.M. Walker (NC)	G. Chandler (TGS)	E.M. Gallagher (GT)	T. Harris (IGS)	C.D. Clegg (TSS)	24.07
1998-	B. Gourlay (TSS)	C.D.J. Flouch (NC)	H. Day (BGS)	M.D. Chisholm (GT)	N. Murphy (ACGS)	24.44
1999-	M.E. Smith (NC)	C.A. Besley (BBC)	D.J. Taylor (ACGS)	S. Stewart (BGS)	D. Gynther (BSHS)	24.55
2000-	M.E. Smith (NC)	R.B. Norris (ACGS)	R.J. Maitland (GT)	P. Priest (BSHS)	A. Turner (TGS)	24.48
2001-	D.J. Campbell (NC)	A. Seward (TSS)	P. Priest (BSHS)	A. Frazer (BGS)	M. Chan (ACGS)	24.22
2002-	A.F. Barclay (BBC)	A. Brown (BGS)	J. Bird (TSS)	C.R. Hillan (NC)	B. Usher (ACGS)	24.45
2003-	C.R. Hillan (NC)	D.S.C. Cramb (BBC)	J. Turnham (IGS)	S.J. Bassett (ACGS)	W. Clewett (TGS)	23.98
2004-	K.M. Richardson (NC)	S. James (BGS)	B. O'Bryan (TSS)	M. Black (IGS)		24.23
				E.M. Douglas (GT), tie		
2005-	E. Hannant (TSS)	D. Linde (IGS)	R.J. Hilder (NC)	H.R. Clentsmith (ACGS)	M. Dewhurst (BGS)	24.61
2006-	M. Brooks (BSHS)	A. Braun (TSS)	S.M. Robertson (BBC)	J. Hoek (IGS)	J.D. Mechielsen (GT)	23.76
2007-	M. Brooks (BSHS)	M.A. Kressibucher (GT)	C. Fox (TSS)	K.M. Crawford (NC)	S.W. Wacker (BGS)	23.82
2008-	A.Cois (BGS)	B.J.Walkington (NC)	T.Parris (TSS)	J.J. McDonald (GT)	J.Achilles (ACGS)	24.44
2009-	A.L. Cois (BGS)	H. Perkins (TSS)	N.J. Rider (GT)	T.D. McGriffin (ACGS)	A.R. Robinson (BBC)	24.14
2010 -	L. Bailey (BGS)	A. Williams (TSS)	L.E. Grout (ACGS)	E.D. Smith (IGS)	C.W. Gray (NC)	24.68
2011-	Z.J. Whenuaroa (NC)	L.W. Percy (TSS)	M.Van Velden (BBC)		D.J.Brown (ACGS)	24.14
			J. Greene (BGS), tie			
2012-	A.F. Press (TSS)	Z.J. Whenuaroa (NC)	J. McMahon (GT)	S. Green (BGS)	W.H. Lane (TGS)	23.68
2013-	C.F. Fasala (IGS)	M. Jones (NC)	R. Parker (BSHS)	B.O. Smith (TSS)	B. White (BGS)	23.80
2014-	J.A. Cornwell (IGS)	B. T. Heiniger (TSS)	D. Parker (NC)	L. Osborne (GT)	C. D. Blackwood (TGS)	23.97
2015-	J.K. Kersten (TSS)	S. Young (BGS)	B.S. Paties (BBC)	J. Camp (ACGS)	D. McMillan (NC)	23.79

50 Metre Backstroke: Under 13

Date	First	Second	Third	Fourth	Fifth	Time
1965-	K.P. McGregor (TGS)	K.B. Nyberg (CEGS)	L. Heathcote (BSHS)	A.J. Shean (GT)	B. Martin (BGS)	35.5
1968-	N.W. Martin (BGS)	G. Frost (BSHS)	W. Fisher (GT)	R.A. Lacaze (CEGS)	A.I. Barbour (BBC)	34.8
1969-	W. Fisher (GT)	R. Mowen (NC)	N. Barrett (TGS)	R. Hicks (CEGS)	B. Collinson (BBC)	37.1
1970-	M. Tonelli (GT)	R. McCarthy (BSHS)	R. McCowan (CEGS)	M. Beli (TSS)	R. Egerton (BGS)	35.3
1971-	A. Wilson (BGS)	R.H. McCowan (CEGS)	W. Stone (BBC)	J. Cameron (BSHS)	A. Paim (NC)	34.0
1972-	R. Thams (BGS)	B.T. Donovan (CEGS)	A. Van de Velde (GT)	S. Harris (BSHS)	T. McCawley (NC)	32.9
1973-	J. Perkins (BGS)	R. Logan (BSHS)	C. Johnston (GT)	S.A. Habermann (CEGS)	D.N. Yarrow (IGS)	33.9
1974-	R. Beardmore (BGS)	T. McCawley (GT)	G. Byram (CEGS)	I. Van Haeringen (BSHS)	C. McMillan (TGS)	35.2
1975-	J. Yule (BGS)	D. Nottingham (BSHS)	G. Seawright (TGS)	N. Thompson (BBC)	M. Pearce (TSS)	35.3
1976-	M. Glanford (BGS)	R. Clarke (BSHS)	G. Gibbons (GT)	D.J. Hoyal (CEGS)	S.L. Muir (TSS)	36.2
1977-	D.S. Vorenkamp (IGS)	M. Xavier (BGS)	A. Packman (BSHS)	G. Gibbons (GT)	C.D. Carlyon (CEGS)	35.4
1978-	R. Cope (BGS)	R.L. Down (BSHS)	S.J. Burton (TSS)	G.D. Trenery (TGS)	J. McNamee (GT)	34.1
1979-	J. Sieben (BSHS)	W. Mortensen (GT)	G. Trenery (TGS)	C. Deacon (BGS)	D. Hancock (TSS)	33.77
1980-	G. Boevink (NC)	G. Edwards (BSHS)	G. Hepple (TGS)	A. Savage (BGS)	A. Scott (TSS)	35.72
1981-	A.J. Kurth (BGS)	S.J. Cotter (BSHS)	R.R. Bumie (TGS)	K.M. Terriss (IGS)	J. Austin (BBC)	32.59
1982-	J. Ives-Plunkett (BSHS)	J. Deacon (BGS)	C. Finlay (BBC)	T. Young (IGS)	R. Trenery (TGS)	32.89
1983-	C.A. Logan (BSHS)	M.T. Lee (CEGS)	K.T. O'Donoghue (GT)	C.J. Lawrence (TSS)	T.J. Somes (BBC)	32.73
1984-	A. Egorov (BSHS)	T. Cronshaw (BGS)	D.J. MacLean (BBC)	D.G. Hobart (TSS)	D. Watson-Brown (GT)	33.66
1985-	J.C. Cooper (BSHS)	A.J. Weston (ACGS)	R.T. Clancy (GT)	M. Van Oostrum (IGS)	D.S. Cooke (BGS)	32.35
1986-	T.M. Boevink (NC)	C.J. Mcinerery (GT)	A.B. McCready (ACGS)	A.J. Cooper (ACGS)	D.L. Lodge (BGS)	33.74
1987-	S.J. Richards (BGS)	A.G. Cook (GT)	G.J. Taylor (ACGS)	K.D. Eldridge (BSHS)	B.J. Leventis (BBC)	32.66
1988-	A. Dickson (NC)	B.F. Martin (ACGS)	M.J. Stewart (GT)	S.K. Chtng (BSHS)	J.P. Margerison (BGS)	34.12
1989-	A.H. Flaskas (ACGS)	B. Mulder (BGS)	R.S. Ch'ng (BSHS)	M.R. Chappell (GT)	M. T O'Rourke (TSS)	33.00
1990-	L.A. Wallace (GT)	D.J. Boxall (BSHS)	B.W. Jones (ACGS)	C. Bradshaw (TGS)	L.F. Robertson (BBC)	31.58
1991-	R. A. Powells (BSHS)	G. B. Pearce (TSS)	S.K.C.Y. Liew (ACGS)	S. M. Nothing (BGS)	J.P. Hooiveld (GT)	30.98
1992-	D. Holcombe (BSHS)	S. Kennedy (NC)	A.J. Lacey (TSS)	D.A. Rogers (BGS)	K.H. Skynning (BBC)	32.36
1993-	T.C. Weingarh (NC)	A.R. Athanasiov (TGS)	C.R.J. Kenman (BGS)	G. Astill (IGS)	J.D.C. Morrison (ACGS)	33.08
1994-	T.A. VanVeen (BBC)	J.W. McCourt (NC)	B.M. Sprenger (GT)	M.O.G. Bell (BGS)	G. Astill (IGS)	31.16
1995-	A.D. Timms (NC)	N. Gourgard (IGS)	M. Parkinson (BSHS)	P.R. Melloy (BGS)	B.J. Norms (ACGS)	32.98
1996-	L.C. McBean (TSS)	W.W. Denning (NC)	M.J. English (BBC)	A. Hatton-Young (BGS)	C.Thornton (BSHS)	31.48
1997-	R.G. Barker (NC)	E. Hinschen (IGS)	A. Leeder (TGS)	A. Woodgate (BGS)	J.C. Hey (TSS)	32.68
1998-	T.W.T Jones (NC)	T. Beadle (BGS)	A.J. Hosking (BBC)	J. Russ (ACGS)	K. Mitton (IGS)	32.24
1999-	L.H.M. Lyons (BBC)	A. Dickey (TGS)	J. Johnson (IGS)	A.W. Talbot (NC)	T.D. Garnaut (GT)	31.00
2000-	J. Young (BGS)	M.R. Delbridge (NC)	D. Linde (IGS)	C. Falknau (TGS)	R.I. Russell (GT)	33.07
2001-	E. Hannant (TSS)	D.E. Murphy (NC)	M.J. Massey (BBC)	S. Streeter (IGS)	L. Klein (BGS)	32.67
2002-	B.J. Donaldson (NC)	M. Rudolph (IGS)	M.C. Close (ACGS)	M.J. Gregory (BBC)	A. Miller (BGS)	31.72
2003-	J. Kibby (IGS)	M.J. Gregory (BBC)	P. Hawkins (BSHS)	M.L. Wilson (NC)	S. Moore (BGS)	32.46
2004-	X. Crawford (TSS)	T.L. James (BBC)	L.J. Clentsmith (ACGS)	A.J. Hughes (NC)	R. Alcorn (IGS)	31.62
2005-	H. Perkins (TSS)	A.J. Hughes (NC)	D.R. Powell (ACGS)	T. Wood (IGS)	G.P. O'Brien (GT)	32.08
2006-	H.B. Taylor (ACGS)	E. Smith (IGS)	Z.A. Taylor (NC)	J.P. Herd (GT)	H. Dolan (TSS)	28.70 @
2007-	Z. Featherstone (TSS)	T.T. Leung (BBC)	C. Lloyd (IGS)	H.J. Coburn (GT)	M.W. Stafford-Smith (ACGS)	32.15
2008-	A. Press (TSS)	J.M. Jilliland (NC)	R. Smith (ACGS)	M.D. Zammit (IGS)	S. Pratt (BBC)	32.63
2009-	R.J. Parker (BSHS)	D.J. Lang (BGS)	P.C. Mills (BBC)	J. Brown (TSS)	I.J. Freeman (NC)	32.45
2010 -	L.J. Neill (GT)	C.R. Lewis (NC)	D. J. Lang (BGS)	J.P. Gordon (TGS)	E. Zhou (BBC)	32.44
2011-	B.N. McCarthy (NC)	H.W. Stubbs (ACGS)	A.E. Gibson (TGS)	D.W. Wilson (IGS)	J.W. Burgess (BSHS)	32.29
2012-	J.W. Ford (IGS)	B.J. Woolf (NC)	W.P. Walsh (BSHS)	M. Adi (BGS)	A. Gantimuroff (BBC)	31.48
2013-	B.M. Carlyon (BBC)	B. Wang (BGS)	W. Harris (ACGS)	F.J. Stewart (TGS)	C. Oslington-Elliott	29.67
2014-	L. D. Byrne (BBC)	K. R. Welfare (IGS)	J. Abeya (ACGS)	Z. A. Maher (TSS)	M. Adi (BGS)	31.01
2015-	K.L. Skippis (TSS)	T. Crossley (BGS)	L. McInerney (GT)	J.A. Tomlinson (NC)	J.D. Campbell (IGS)	31.04

50 Metre Backstroke: Under 14

Date	First	Second	Third	Fourth	Fifth	Time
1947-	K. Waller (CEGS)	J. Murphy (NC)	D.K. Phillips (IGS)	A. Jeffrey (BSHS)	M. Law (TGS)	44 4/5
1948-	N. Jacklin (NC)	B.B. Loel (CEGS)	P.J. Stratford (GT)	R. Hobler (BBC)	S. Harns (BGS)	40 2/5
1949-	D. Trenery (TGS)	R.V. Biggs (GT)	G. Whitehouse (CEGS)	L. Woodgate (NC)	A. Usher (TGS)	38 1/5
1950-	C. Weld (GT)	C.J. Whitehouse (CEGS)	A.R. Jones (BBC)	W. Evans (NC)	R. Geddes (TGS)	37 8/10
1952-	T. Brandon (BBC)	R. Clarke (NC)	M. Carlton-Smith (GT)	W. Christie (CEGS)	M.R. Litzow (IGS)	41 4/10
1953-	T. Brandon (BBC)	R.N. McCoombes (IGS)	J. Cox (GT)	J. Beare (NC)	A. Padgen (TGS)	38.2
1954-	J. McLeod (CEGS)	A. Fingleton (GT)	T. Jacobsen (NC)	J. Stathes (IGS)	P. Gibson (BBC)	40 1/10
1955-	E.K. Vance (CEGS)	J. Fingleton (GT)	R. Kelly (TSS)	J. Thorley (NC)	W. Stubbs (TGS)	38 1/2
1956-	J. Fingleton (GT)	I.E. Keyes (CEGS)	P. McMahon (NC)	R. Colclough (BGS)	R. Morrison (TSS)	37
1957-	A. Fingleton (GT)	R.D. Mamie (TSS)	P. McMahon (NC)	F. Graham (BBC)	B. Dunn (BGS)	35 1/5
1958-	T. McMahon (NC)	G.A. Sampson (BGS)	R.G. Fingleton (GT)	R. Taylor (BBC)	W.A. Watts (TSS)	35 1/5
1959-	G. Dunne (BGS)	N. Reynolds (CEGS)	R. Fingleton (GT)	M. Chagoury (NC)	P. Rolfe (TSS)	36 1/5
1960-	J.W. Knmmer (CEGS)	J. Chapman (GT)	R. Simpson (TGS)	S.C. Gregory (BBC)	D. Jenkins (TSS)	35 1/2
1961-	J. Chapman (GT)	A. MacLeod (BGS)	R. Gregory (BBC)	R. Miria (TSS)	P. Downie (CEGS)	36 1/10
1962-	W.F. Luya (CEGS)	B.McMahon (GT)	R.R. Birch (BGS)	P. Davies (NC)	R. Gregory (BBC)	36
1963-	B.McMahon (GT)	J. Walmesley (NC)	D.J. Lloyd (CEGS)	S.R. Booker (BGS)	B. Bell (BSHS)	35.5
1964-	P.D. Hamilton (GT)	D.M. Rylance (BBC)	N.J. Hooper (BGS)	J.G. Fraser (CEGS)	M.C. Beatty (NC)	35.7
1965-	G. Reid (BGS)	G.J. Brough (TSS)	A.A. Hogue (CEGS)	F. Clarke (IGS)	D.M. Forster (BBC)	34.8
1968-	G.J. Sanders (TGS)	G.R. Langdon (BBC)	P. Raward (TSS)	G.J. Short (BGS)	W.D. Gardiner (IGS)	33.1
1969-	N. Martin (BGS)	G. Frost (BSHS)	P. Lacaze (CEGS)	P. Lalor (NC)	N. Spike (GT)	33.6
1970-	R. Mowen (NC)	A. Carstensen (BSHS)	W. Barrett (TGS)	A. Birchley (CEGS)	J. Lowes (GT)	34.6
1971-	M. Tonelli (GT)	R. McCarthy (BSHS)	M.J. Bell (TSS)	S. Holland (CEGS)	R. Stubbs (BGS)	32.4
1972-	R.H. McCowan (CEGS)	A. Wilson (BGS)	W.J. Stone (BBC)	A. Palm (NC)	R. Jones (GT)	32.3
1973-	R. Thams (BGS)	B.Donovan (CEGS)	W. Wakefield (BSHS)	R. Boneham (GT)	P.J. McLeod (BBC)	32.0
1974-	J. Perkins (BGS)	M.J. Spurrier (IGS)	R. Logan (BSHS)	C. Seawright (TGS)	J. Ford (GT)	32.6
1975-	P. Beardmore (BGS)	T. McCawley (GT)	W. Greenhalgh (TSS)	S. Habermann (CEGS)	M. Woodrow (BSHS)	32.7
1976-	J. Yule (BGS)	G.R. Seawright (TGS)	N.D. Thompson (BBC)	J.D. Petersen (IGS)	D. Nottingham (BSHS)	34.0
1977-	R. Clarke (BSHS)	M. Glanford (BGS)	D.R. Orbell (IGS)	S.J.H. Moffatt (BBC)	D.J. Hoyal (CEGS)	32.0
1978-	M. Xavier (BGS)	M.A. Packman (BSHS)	D.S. Verrenkamp (IGS)	D.B. McKinstry (TGS)	G. Gibbons (GT)	34.1
1979-	S. Clarke (BSHS)	S. Burton (TSS)	R. Cope (BGS)	J. McNamee (GT)	A. Finlay (BBC)	31.01
1980-	W. Moretensen (GT)	S.A. Hay (BSHS)	S.A. Hay (BSHS)	P.W. Hammond (TSS)	G. Dalton (BGS)	30.90
1981-	G. Boevink (NC)	G. Edwards (BSHS)	A.E. Savage (BGS)	M.C. O'Brien (GT)	G.J. Hepple (TGS)	32.08
1982-	A. Kurth (BGS)	M. Mastromichele (BSHS)	P. Burnie (TGS)	R. Boman (GT)	R. Gilroy (IGS)	32.23
1983-	J.S. Ives-Plunkett (BSHS)	J.W. Deacon (BGS)	C.J. Finlay (BBC)	A.M. O'Donoghue	R.F. Trenery (TGS)	32.15
1984-	C.A. Logan (BSHS)	M.T. Lee (CEGS)	K.T. O'Donoghue (GT)	A.A. Brightwell (TSS)	A.B.J. Scriven (BGS)	30.26
1985-	J.D. Paetzholdt (BGS)	J.M. Dean (ACGS)	D.J. Maclean (BBC), tie	D.A. Watson-Brown (GT)	R.H. Gilroy (IGS)	33.53
1986-	J.C. Cooper (BSHS)	A.J. Weston (ACGS)	L. Maguire (NC)	R.R. Pollard (BBC)	M. Van Oostrum (IGS)	30.59
1987-	C.R. Patterson (BSHS)	D.J.G. Little (BGS)	T.M. Boevink (NC)	C.J. Mcinerery (GT)	K.J. Perkins (BBC)	32.11
1988-	A.G. Cook (GT)	M. Knobel (TSS)	G.J. Taylor (ACGS)	S.J. Richards (BGS)	J.R. Forster (BSHS)	31.38
1989-	A.D. Dickson (NC)	M.J. Stewart (GT)	S.P. Rowe (BBC)	C.W. Forster (BSHS)	B.F. Martin (ACGS)	32.36
1990-	S.M. Logan (BSHS)	A.H. Flaskas (ACGS)	T.E. Clayton (GT)	B. Mulder (BGS)	I.G. Ware (IGS)	30.62

50 Metre Backstroke: Under 14 (Continued)

Date	First	Second	Third	Fourth	Fifth	Time
1991-	D.J. Boxall (BSHS)	L.A. Wallace (GT)	L. Robertson (BBC)	K.A. Lacin (BGS)	C. Bradshaw (TGS)	30.16
1992-	R.A. Powells (BSHS)	K.A. Lacin (BGS)	M. Roland (NC)	B.G. Connell (ACGS)	T.J. Lingham (BBC)	29.47
1993-	N.B. Baird (BSHS)	D.A. Rogers (BGS)	D.G. Smith (NC)	T.W. Rogers (IGS)	D.W. Guthrie (GT)	30.04
1994-	A. Athanasiov (TGS)	T.C. Weingarh (NC)	C.R.J. Kenman (BGS)	M.P. Gallagher (GT)	R. Cadd (IGS)	31.09
1995-	J.W. McCourt (NC)	A.T. Yates (TSS)	B.M. Sprenger (GT)	M.Q.G. Bell (BGS)	N.R. Murphy (ACGS)	30.34
1996-	N. Gourgaud (IGS)	A.D. Timm (NC)	B.J. Norris (ACGS)	P. Melloy (BGS)	M.R. Hamlin (GT)	31.93
1997-	L. C. McBean (TSS)	W. W. H. Dening (NC)	M. English (BBC)	C. Votan (BGS)	M. deKloot (ACGS)	33.88
1998-	E. Hinschen (IGS)	I. Goh (TSS)	M.G. Skroblin (BBC)	R.G. Barker (NC)	A. Woodgate (BGS)	30.47
1999-	N.R. Sprenger (GT)	T. Beadle (BGS)	A.J. Hosking (BBC)	T.W.T. Jones (NC)	J.W. Ledgerwood (TSS)	30.39
2000-	L.H.M. Lyons (BBC)	J. Johnson (IGS)	C. Partridge (TSS)	A.W. Talbot (NC)	T.D. Garnaut (GT)	30.10
2001-	M.R.T. Delbridge (NC)	J. Young (BGS)	R.A. Hayes (BBC)	M. Fox (TSS)	A.J. Tellam (GT)	31.12
2002-	E. Hannant (TSS)	J.R. Murray (NC)	M.J. Massey (BBC)	S.M. Sprenger (GT)	L. Klein (BGS)	31.12
2003-	B.J. Donaldson (NC)	L. Burns (IGS)	M.C. Close (ACGS)	W.H. Han (TSS)	A. Miller (BGS)	29.81
2004-	P. Hawkins (BSHS)	R.J. Fogarty (GT)	B. Cunningham (TSS)	S. Moore (BGS), tie	M.J. Gregory (BBC)	30.48
			T.L. James (BBC)	L.J. Clentsmith (ACGS)	R. Alcorn (IGS)	29.95
2005-	R.R. Ryan (NC)	J. Bailey (TSS)	G.P. O'Brien (GT)	T. Wood (IGS)	B.G. Hewitt (BGS)	30.36
2006-	H. Perkins (TSS)	A.J. Hughes (NC)	Z.A. Taylor (NC)	C. Fedrick (IGS)	S.M. O'Neill (GT)	28.61 @
2007-	H.B. Taylor (ACGS)	M. Larkin (BGS)	S.A. Taylor (BSHS)	H.W. Strathdee (IGS)	C.P. Robusto (GT)	29.01
2008-	Z. Featherstone (TSS)	W.J. Whenuaroa (NC)	J.M. Gilliland (NC)	L.M. Cronin (GT)	P.J. Soalheira (BSHS)	30.13
2009-	A. Press (TSS)	M.D. Zammit (IGS)	P.J. Soalheira (ACGS)	J.R. Brown (TSS)	M.J. Sweeney (TGS)	29.73
2010 -	D. V. Oliver (NC)	R.J. Parker (BSHS)	D.J. Richardson (TSS)	E. Zhou (BBC)	L.J. Neill (GT)	30.98
2011-	M.A. Carleton (ACGS)	C.R. Lewis (NC)	H. Stubbs (BGS)	S.H. Macky-Payne (TSS)	B.T. Herrigan (NC)	30.13
2012-	B.N. McCarthy (TGS)	M.B. Canham (IGS)	B. Woolf (NC)	A. Gantimuroff (BBC)	S.J. Dobbie (TGS)	29.55
2013-	J.W. Ford (IGS)	H. Abeya (ACGS)	C. Oslington-Elliott (BSHS)	M. J. Campbell (IGS)	F.J. Stewart (TGS)	29.02
2014-	B.M. Carlyon (BBC)	W. Harris (ACGS)	K.R. Welfare (IGS)	J. Abeya (ACGS)	A. Grant (BGS)	29.48
2015-	L.D. Byrne (BBC)	L.C. Parish (TSS)				

50 Metre Backstroke: Under 15

Date	First	Second	Third	Fourth	Fifth	Time
1948-	D.O. Mason (CEGS)	F. Guilford (NC)	D. Bird (BBC)	D. Phillips (IGS)	A. Jeffrey (BSHS)	36
1949-	C.H. Arnold (CEGS)	W.J. Murray (GT)	N. Jacklin (NC)	P. Hobler (BBC)	K. Henry (BSHS)	37 2/5
1950-	D. Trenerry (TGS)	S. Norris (BSHS)	P.S. Mason (CEGS)	J.R. Barren (GT)	R. Woodgate (NC)	34 1/10
1952-	M. Mason (CEGS)	I. McBain (NC)	I. Freeman (BGS)	T. Byrne (GT)	H. Morrow (TSS)	38 4/10
1951-	W. Cox (GT)	N. McCoombes (IGS)	K. Wainwright (CEGS)	J. Beare (NC)	G. Bell (BSHS)	36 1/10
1955-	R. Leong (NC)	A. Fingleton (GT)	G. Derrick (BBC)	R. Hopkins (BGS)	R. Dart (TSS)	36 7/10
1956-	P. Enright (NC)	J. Enright (GT)	D. Applebee (CEGS)	R. Dart (TSS)	D. Clarke (BGS)	36
1957-	P. Cooke (GT)	B. McPhee (BBC)	I.E. Key (CEGS)	R. Brown (BGS)	D. White (TGS)	36 1/10
1958-	J.A. Fingleton (GT)	P. McMahan (NC)	R.D. Mamie (TSS)	P. Lobegeiger (IGS)	F. Graham (BBC)	33 7/10
1959-	T. McMahan (NC)	B. Munro (CEGS)	G. Simpson (BGS)	B. Fingleton (GT)	P. Taylor (BBC)	32 7/10
1960-	N.W. Reynolds (CEGS)	R. Fingleton (GT)	G. Dunne (BGS)	M. Chagoury (NC)	R.E. Wilson (BBC)	33 3/5
1961-	D. Jenkinson (TSS)	R. Trevethan (CEGS)	D. Milburn (GT)	S. Gregory (BBC)	D. Forster (BGS)	35 4/10
1962-	G. Rayner (BSHS)	J.M. Kovacevich (BGS)	J. Chapman (GT)	D. Yeates (TSS)	J.H. Hines (CEGS)	32 7/10
1963-	W.F. Luya (CEGS)	D. White (GT)	R. Appl (BBC)	R.R. Birch (BGS)	A. Carrick (NC)	32.9
1964-	G.L. Gardiner (NC)	B.F. McMahan (GT)	D.J. Lloyd (CEGS)	J. McGavin (BSHS)	R.K. Williams (BGS)	32.6
1965-	D.M. Ryalnce (BBC)	N. Hooper (BGS)	R.D. Hamilton (GT)	J.G. Fraser (CEGS)	J. Lloyd (TSS)	34.4
1968-	A. Shean (GT)	B. McGregor (TGS)	R. Perry (BSHS)	J.S. Henderson (NC)	T. Hoskin (BBC)	30.9
1969-	G.R. Langdon (BBC)	B. Cooper (BSHS)	G. Sanders (TGS)	R. Raward (TSS)	G. Short (BGS)	31.7
1970-	N. Martin (BGS)	J. Van Opdenbosch (GT)	G. Frost (BSHS)	R. Lacaze (CEGS)	M. Thomas (TGS)	31.5
1971-	G. Frost (BSHS)	A. Cook (BGS)	C. Jones (GT)	G.A. Roberts (TSS)	A.J. Birchley (CEGS)	32.3
1972-	M. Tonelli (GT)	W. Clements (BSHS)	S.R. Holland (CEGS)	B. Stubbs (BGS)	G.J. Boyd (TSS)	31.5
1973-	A. Wilson (BGS)	R. McCowan (CEGS)	W. Stone (BBC)	M. Kelly (NC)	R. Smith (GT)	31.2
1974-	R. Thams (BGS)	W. Wakefield (BSHS)	A. VandeVelde (GT)	B. Donovan (CEGS)	R. Gniffiths (TGS)	31.1
1975-	J. Perkins (BGS)	T. Bettenay (BSHS)	M. Spurrier (IGS)	C. Johnson (GT)	D. Moffat (BBC)	31.5
1976-	R. Beardmore (BGS)	T. McCawley (GT)	W. Greenhalgh (TSS)	G.A. Byram (CEGS)	I. Van Haeringen (BSHS)	31.8
1977-	J. Yule (BGS)	G.R. Seawright (TGS)	M.D. Thompson (BBC)	M.T. Pearce (TSS)	A.J. Anderson (BSHS)	32.3
1978-	R. Clarke (BSHS)	D.R. Orbell (IGS)	M. Glanford (BGS)	D.J. Hoyal (CEGS)	S.C. Falconer (TGS)	30.8
1979-	M. Packman (BSHS)	G. Trotman (NC)	M. Xavier (BGS)	R. Gibson (BBC)	D. Verrenkamp (IGS)	31.41
1980-	S.E. Clarke (BSHS)	G. Beikoff (BGS)	S.J. Burton (TSS)	A.M. Finlay (BBC)	S.A. Lisle (TGS)	29.65
1981-	W. Moretensan (GT)	S.A. Hay (BSHS)	S.A. Ponton (IGS)	R.W. Hammond (TGS)	G.M. Piastiras (BGS)	28.99
1982-	L. Boevink (NC)	M. O'Brien (GT)	G. Edwards (BSHS)	M. Magnusson (CEGS)	G. Heppie (TGS)	29.57
1983-	A.J. Kurth (BGS)	S.J. Cotter (BSHS)	R. Boman (GT)	R.R.L. Burnie (TGS)	R.R. Gilroy (IGS)	30.86
1984-	M.R. Packman (BSHS)	J.W. Deacon (BGS)	A.M.O'Donoghue (GT)	C.J. Finlay (BBC)	C.J. Davies (CEGS)	30.10
1985-	C.A. Logan (BSHS)	M.T. Lee (ACGS)	K.T. Donoghue (GT)	S.A. Reinke (TGS)	A. Brighwell (TSS)	30.11
1986-	T. Cronshaw (BGS)	L.A. Waters (BSHS)	D.A. Watson-Brown (GT)	D.J. Maclean (BBC)	R.H. Gilroy (IGS)	32.13
1987-	J.C. Cooper (BSHS)	A.J. Weston (ACGS)	J.A. McKeering (NC)	D.S. Cooke (BGS)	M. Van Oostnum (IGS)	29.37
1988-	C.J. McInemey (GT)	D.J.G. Little (BGS)	A.B. McCready (ACGS)	C.R. Patterson (BSHS)	K.J. Perkins (BBC)	30.78
1989-	M. Knobel (TSS)	D.C. Plumpton (BSHS)	S.J. Richards (BGS)	A.G. Cook (GT)	G.J. Taylor (ACGS)	29.68
1990-	C.W. Forster (BSHS)	A.D. Dickson (NC)	J.D. Griffith (ACGS)	S.J. Russell (GT)	D.J. Best (IGS)	30.68
1991-	S.M. Logan (BSHS)	A.H. Flaskas (ACGS)	T.E. Clayton (GT)	B. Mulder (BGS)	C.A. Mounsey (NC)	30.23
1992-	L.A. Wallace (GT)	D. Boxall (BSHS)	L.F. Robertson (BBC)	B. Glide (NC)	B.W. Jones (ACGS)	29.14
1993-	R.A. Powells (BSHS)	K.A. Lacin (BGS)	T.J. Lingham (BBC)	L.F. Brown (NC)	B.G. Connell (ACGS)	28.16
1994-	N.B. Baird (BSHS)	S.K.C.Y. Liew (ACGS)	D.W. Guthrie (GT)	D.A. Rogers (BGS)	D.G. Smith (NC)	28.63
1995-	M.R. Gallagher (GT)	A. Athanasiov (TGS)	T.C. Weingarh (NC)	C.R.J. Kenman (BGS)	D. Allen (IGS)	29.96
1996-	J.W. McCourt (NC)	W.B. Guthrie (GT)	M. Bell (BGS)	G. Astill (IGS)	R.F. McCallum (TSS)	29.62
1997-	H. Leung (ACGS)	N. Gourgaud (IGS)	J.E. Chamman (NC)	M. Riley (BGS)	M. Howarth (BBC)	29.70
1998-	L.C. McBean (TSS)	M.J. English (BBC)	W.W.H. Dening (NC)	M. TeKloot (ACGS)	C. Votan (BGS)	28.36
1999-	E. Hinschen (IGS)	R.G. Barker (NC)	M.G. Skroblin (BBC)	A. Leeder (TGS)	I. Goh (TSS)	29.68
2000-	N.R. Sprenger (GT)	T. Beadle (BGS)	A.J. Hutchinson (NC)	A.J. Hosking (BBC)	R. Church (IGS)	29.17
2001-	L.H.M. Lyons (BBC)	A.W. Talbot (NC)	J. Johnson (IGS)	T.D. Garnaut (GT)	R. Muller (BGS)	28.45
2002-	M.R.T. Delbridge (NC)	B. O'Bryan (TSS)	J. Young (BGS)	A. Tellam (GT)	R.A. Hayes (BBC)	29.79
2003-	T. Wright (TSS)	J.R. Murray (NC)	M.J. Massey (BBC)	M. Rudolph (IGS)	S.M. Sprenger (GT)	29.50
2004-	D.J. van Velden (BBC)	L. Burns (IGS)	B.J. Donaldson (NC)	M.C. Close (ACGS)	M. Brookes (BSHS)	28.57
2005-	C.H. Morrison (ACGS)	N. Johnson (NC)	P. Hawkins (BSHS)	J.R. Bruton (TSS)	R.J. Fogarty (GT)	29.11
2006-	R.R. Ryan (NC)	L.J. Clentsmith (ACGS)	J. Bailey (TSS)	J.R. Cornish (GT)	R. Alcorn (IGS)	28.38
2007-	H. Perkins (TSS)	R. Smith (TGS)	A.J. Hughes (NC)	G.P. O'Brien (GT)	M. Raddon (BSHS)	29.18
2008-	Z. A. Taylor (NC)	A. Mills (BBC)	C.M. Raven (IGS)	A. Cois (BGS)	T. Clarke (TSS)	29.28
2009-	Z.J. Whenuaroa (NC)	Z. Featherstone (TSS)	A.S. Prasad (BSHS)	T.T. Leung (BBC)	H.J. Pullar (BGS)	28.13 @
2010 -	R.C. Gerlach (ACGS)	J. Gilliland (NC)	A. Press (TSS)	D.S. Timbs (TGS)	Z. W. Welfare (IGS)	28.36
2011-	D.V. Oliver (NC)	R.J. Parker (BSHS)	J.L. Parry (BGS)	C.M. Harvey (GT)	P.J. Soalheira (ACGS)	28.31
2012-	J.A. Cornell (IGS)	C.R. Lewis (NC)	L. Osborne (GT)	M. Carleton (ACGS)	D. Lang (BGS)	28.79
2013-	B.N. McCarthy (TGS)	M.B. Canham (IGS)	S.H. Mackay-Payne (TSS)	W. Walsh (BSHS)	H. Stubbs (BGS)	28.78
2014-	H. Abeya (ACGS)	J.W. Ford (IGS)	B.J. Woolf (NC)	A. Gantimuroff (BBC)	C. Ormrod (BGS)	29.27
2015-	B.M. Carlyon (BBC)	F. Stewart (TGS)	W. Harris (ACGS)	C. Willis (BSHS)	W.M. Ellis (NC)	28.49

50 Metre Backstroke: Under 16

Date	First	Second	Third	Fourth	Fifth	Time
1939-	D. Wilson (CEGS)	G.J. Stuart (TGS)	G.M. D'Arcy (GT)	W. Ash (BBC)	R. Ryan (NC)	41 3/5
1940-	G. Thursby (CEGS)	G.M. D'Arcy (GT)	B.H. Dowling (BGS)	I.A. Hinwood (BBC)	L. Smith (BSHS)	39
1941-	G.M. D'Arcy (GT)	R. Nixon-Smith (CEGS)	S.Scott (NC)	D.L. Cowan (TGS)	J.T. Duhig (BBC)	38 4/5
					N. C. Perkins (BGS). tie	
1942-	No Competition					
1943-	T. Chapple (TGS)	N.E. Parker (CEGS)	N. Eaves (GT)	J. Stubbs (BSHS)	G. Clarke (NC)	41 2/5
1944-	I.D. Brown (BGS)	G.M. Carr (TGS)	W.R. Chandler (TSS)	J.H. Epps (CEGS)	K. Campbell (GT)	37 4/5
1945-	K. Graham (BSHS)	F. Gardner (BGS)	J. Tyrell (CEGS)	T. Boyle (TGS)	C.C. Thompson (BBC)	36 1/5
1947-	R.N. Gaie (CEGS)	M. Trennery (TGS)	H. Nicholson (NC)	D. Wells (TSS)	G. Baker (BSHS)	36 3/5
1948-	J.D. Bartlett (CEGS)	J. O'Neill (NC)	H. Schwartz (TGS)	E.H. Benjamin (BGS)	M.J. Haren (GT)	35 3/10
1949-	D.O. Mason (CEGS)	B. Tathem (NC)	M. Benstead (BSHS)	J.F. Harrington	V. Hinton (TGS)	34 3/10
1950-	A.H. Arnold (CEGS)	W.J. Murray (GT)	F. Smith (NC)	P. Hobler (BBC)	J. Frew (BGS)	35 3/10
1952-	C.J. Weld (GT)	C. Whitehouse (CEGS)	R. Duggan (NC)	R. Kirkelle (BBC)	W.R. Raymond (TGS)	33 9/10
1953-	N.M. Cooke (GT)	B. Hawkins (CEGS)	D. Dobbie (BBC)	A.H. Morrow (TSS)	B. Parton (BSHS)	36 8/10
1954-	R. O'Donoghue (NC)	B.A. Martin (BBC)	R. Horton (GT)	W. Christie (CEGS)	A. Dowling (BGS)	36 1/2
1955-	J. Cox (GT)	M.K. Hooper (CEGS)	J. Delahunty (NC)	D.I. Madden (BGS)	D. Petty (TGS)	
1956-	A. Fingleton (GT)	J. McLeod (CEGS)	R. Leong (NC)	P. Hopkins (BGS)	G. Denick (BBC)	33
1957-	P. Enright (NC)	J. Enright (GT)	D.C. Applebee (CEGS)	R.J. Kelly (TSS)	N. Potts (BGS)	34 2/5
1958-	T. McMahan (NC)	P.K.Cooke (GT)	R. Brown (BGS)	D.A. Hordern (TSS)	I. McPhee (BBC)	34
1959-	J. Fingleton (GT)	F. Graham (BBC)	P. McMahan (NC)	C. Creatorix (CEGS)	P. Lobegeiger (IGS)	32 4/5
1960-	B.J. Munro (CEGS)	T. McMahan (NC)	T. Affleck (BGS)	R.S. Gregory (BBC)	R. Blygh (BBC)	32 4/5
1961-	N. Reymonds (CEGS)	R. Fingleton (GT)	G. Dunne (BGS)	M. Rumer (TGS)	J. Potts (TSS)	32
1962-	P.J. Treveltham (CEGS)	D. Milburn (GT)	S. Gregory (BBC)	D. Jenkinson (TSS)	B. Madsen (BSHS)	33 1/5
1963-	J.M. Covacevich (BGS)	G. Rayner (BSHS)	J. Chapman (GT)	R.A. Downie (CEGS)	J.C. Dixon	31.4
1964-	W.F. Luva (CEGS)	B.R. Aplin (BBC)	D.M. White (GT)	R. Birch (BSHS)	R.G. Hogarth (TSS)	32.6
1965-	G.L. Gardiner (NC)	B.F. McMahan (GT)	B.D. Moon (TSS)	J.N. Carter (CEGS)	J. McGavin (BSHS)	32.0
1968-	K.P. McGregor (TGS)	E.R. Clarke (CEGS)	B. Fisher (GT)	L. Heathcote (BSHS)	P.J. Langdon (BBC)	30.2
1969-	A. Shean (CEGS)	B. McGregor (TGS)	T. Hoskin (BBC)	W. Frost (BSHS)	P. Ramsay (TSS)	30.2
1970-	B. Cooper (BSHS)	G.R. Langdon (BBC)	G. Sanders (TGS)	P. Raward (TSS)	G. Short (BGS)	29.8
1971-	N.W. Madin (BGS)	G. Sanders (TGS)	D. Bellamy (BSHS)	P. Lalor (NC)	R. McL. Davidson (CEGS)	30.4
1972-	G. Frost (BSHS)	D. McGovern (TGS)	C. Jones (GT)	A. Winlaw (IGS)	B. Collinson (BBC)	31.8
1973-	M. Tonelli (GT)	S. Holland (CEGS)	W. Clements (BSHS)	B. Stubbs (BGS)	A. Reabum (TSS)	29.0
1974-	A. Wilson (BGS)	W. Stone (BBC)	P. Smith (GT)	R. McCowan (CEGS)	M. Kelly (NC)	30.9
1975-	W. Wakefield (BSHS)	C.J. Loel (CEGS)	M. Beardmore (BGS)	A. Van Der Velde (GT)	B. Green (BBC)	31.8
1976-	J. Perkins (BGS)	T. Bettenay (BSHS)	P.A. Waddington (CEGS)	D.K. Moffatt (BBC)	C. Johnson (GT)	31.2
1977-	P. Beardmore (BGS)	G.K. Orbell (IGS)	T. McCawley (GT)	W. Greenhalgh (TSS)	M.W. Evans (BSHS)	30.2
1978-	J. Yule (BGS)	G.R. Seawright (TGS)	N.D. Thomson (BBC)	J.M. Hooper (BSHS)	G.J.T. Kenny (CEGS)	31.6
1979-	D. Orbell (IGS)	R. Clarke (BSHS)	M. Glanford (BGS)	T. Karydis (IGS)	P. Hancock (TSS)	29.85
1980-	M. Xavier (BGS)	A.J. Watts (BSHS)	G. Trotman (NC)	R.L. Gibson (BBC)	D.S. Verrenkamp (IGS)	31.02
1981-	S.E. Clarke (BSHS)	S.J. Burton (TSS)	G.B. Beikoff (BGS)	M.J. Holmes (GT)	S.A. Lisloc (TGS)	29.07
1982-	J. Sieben (BSHS)	W. Mortensen (GT)	P. Hammond (TGS)	S. Ponton (IGS)	D. Hancock (TSS)	29.59
1983-	G. Boevink (NC)	M.C. O'Brien (GT)	G.J. Hepple (TGS)	M.R. Magnusson (CEGS)	T.E. Hart (TSS)	29.86
1984-	A.J. Kurth (BGS)	S.J. Cotter (BSHS)	S. Dalton (GT)	S.T. Gillespie (NC)	P.R.L. Burnie (TGS)	30.41
1985-	M.R. Packman (BSHS)	J.W. Deacon (BGS)	A.M. O'Donoghue (GT)	C.J. Finlay (BBC)	J. MacTaggart (TSS)	29.33
1986-	C.A. Logan (BSHS)	M.T. Lee (ACGS)	S.A. Reinke (TGS)	K.T. O'Donoghue (GT)	A.A. Brightwell (TSS)	29.79
1987-	D.S. Watson-Brown (GT)	R.H. Gilroy (IGS)	D.J. Maclean (BBC)	M. Hanwood (BGS)	S.W. Anderson (ACGS)	31.29
1988-	J.C. Cooper (BSHS)	A.J. Weston (ACGS)	J. McKeering (NC)	S.I. Bnmblecombe (TGS)	W.D. Fredericks (GT)	28.73
1989-	K.J. Perkins (BBC)	C.J. Mcinemy (GT)	T.W. Penrose (TSS)	C.R. Patterson (BSHS)	D.J.G. Little (BGS)	30.18
1990-	D.A. Sheehan (BSHS)	M. Knobel (TSS)	S.J. Richards (BGS)	G.J. Taylor (ACGS)	A.G. Cook (GT)	28.85
1991-	A.D. Dickson (NC)	J.D. Griffith (ACGS)	A.P. Rollason (GT)	S.W. Bender (BGS)	R. Gordon (BBC)	30.38
1992-	S. Logan (BSHS)	A.H. Flaskas (ACGS)	T.E. Clayton (GT)	J. Duggan (NC)	B. Mulder (BGS)	28.27
1993-	D.J. Boxall (BSHS)	L.A. Wallace (GT)	B.C. Glide (NC)	B.W. Jones (ACGS)	J.A. Christopher (TSS)	28.32
1994-	R.A. Powells (BSHS)	T.J. Lingham (BBC)	B. Biggam (IGS)	N.C. Rickard (NC)	B.G. Connell (ACGS)	27.60
1995-	N. Baird (BSHS)	S.K.C.Y. Liew (ACGS)	M.G. Bush (NC)	H.J.H. Jackson (BBC)	A.J. Lacey (TSS)	29.02
1996-	T.C. Weingarh (NC)	E.M. Gallagher (GT)	A. Athanaslov (TGS)	J. Wheeler (ACGS)	C. Kenman (BGS)	29.05
1997-	W. B. Guthrie (GT)	J. W. McCourt (NC)	P.F. McCallum (TSS)	M. Bell (BGS)	G. Astill (IGS)	29.78
1998-	P. Melloy (BGS)	N. Gourgaud (IGS)	J.E. Charman (NC)	H. Leung (AGCS)	M.D. Howarth (BBC)	29.22
1999-	L.C. McBean (TSS)	R.P. McDonald (NC)	M.J. English (BBC)	P.D. Weatherley (ACGS)	R. Church (IGS)	27.71
2000-	M.G. Skrobilin (BBC)	E. Hinschen (IGS)	R.G. Barker (NC)	D. Collins (TSS)	A. Woodgate (BGS)	29.61
2001-	N.R. Sprenger (GT)	A.F. Barclay (BBC)	T. Beadle (BGS)	T.W.T. Jones (NC)	M. Playford (TGS)	28.36
2002-	L. Lyons (BSHS)	L. Brodie (NC)	A.R. Dickey (TGS)	D.S.C. Cramb (BBC)	C. Briscoe (ACGS)	28.39
2003-	M.R.T. Delbridge (NC)	M. Black (IGS)	P.J. Gleeson (BBC)	B. O'Bryan (TSS)	T. Aitken (GT)	28.28
2004-	T. Wright (TSS)	M.J. Massey (BBC)	B.F. Hutchinson (NC)	W. Fellowes (IGS)	L. Klein (BGS)	29.33
2005-	B.J. Donaldson (NC)	M.C. Close (ACGS)	R. Webber (IGS)	B. Ball (TSS)	M. Thornely (BGS)	28.18
2006-	C.S. Dunne (NC)	P. Hawkins (BSHS)	C.H. Morrison (ACGS)	R.J. Fogarty (GT)	J. Kibby (IGS)	28.36
2007-	R.R. Ryan (NC)	J.R. Cornish (GT)	X. Crawford (TSS)	R. Alcorn (TSS)	R. Donald (BSHS)	28.12
2008-	A.J. Hughes (NC)	H. Perkins (TSS)	C. Fedrick (IGS)	B.G. Hewitt (BGS)	C.T. Smith (GT)	28.70
2009-	H.B Taylor (BSHS)	Z.A. Taylor (NC)	A.J. Mills (BBC)	A. Cois (BGS)	E.D. Smith (IGS)	28.04
2010 -	Z. Whenuaroa (NC)	J. Merrillies (ACGS)	C.P. Robusto (GT)	T. T. Leung (BBC)	H. W. Strathdee (IGS)	28.42
2011-	R.C. Gerlach (ACGS)	J.M. Gilliland (NC)	P.R. Brittain (TGS)	Z.W. Welfare (IGS)	B.M. Willoughby (TSS)	27.34 @
2012-	D.V. Oliver (NC)	B.L. Ashby (TSS)	J. Parry (BGS)	R.J. Parker (BSHS)	M.J. Sweeney (TGS)	27.94
2013-	J. Cornwell (IGS)	D. Lang (BGS)	J.K. Kersten (TSS)	C. Lewis (NC)	C. Carsley (GT)	27.48
2014-	W. Walsh (ACGS)	B.J. Oates (TGS)	M.B. Canham (IGS)	D. McConnell (BSHS)	S.H. Mackay-Payne (TSS)	28.18
2015-	C. Ormrod (BGS)	H.Abeya (ACGS)	D. Stevens (TGS)	A. Gantimuroff (BBC)	E.D. Cole (TSS)	28.58

100 Metre Backstroke: Open

Date	First	Second	Third	Fourth	Fifth	Time
1947-	D. Michael (BSHS)	A. Bumett (BBC)	I. Hatherell (TGS)	M. Foote (CEGS)	D. McAuliffe (NC)	77 3/5
1948-	D. Michael (BSHS)	R.N. Gale (CEGS)	M. Trennery (TGS)	D. Weil (TSS)	J. Nash (BGS)	76 1/10
1949-	J.D. Bartlett (CEGS)	M. Trennery (TGS)	R. Hogarth (BSHS)	J. O'Neill (NC)	T.A. Hickey (GT)	80
1950-	J.D. Bartlett (CEGS)	J. O'Neill (NC)	T.A. Hickey (GT)	R. Wiles (BGS)	R. Lacaze (TGS)	80
1952-	J.R. Barrett (GT)	D. Trennery (TGS)	B. Griffith (CEGS)	A. Scarabosia (NC)	D.V. Campbell (BBC)	1:15 3/10
1953-	C.J. Weld (GT)	I. McBain (NC)	R. Kirkcaldie (BBC)	C.M. Porter (CEGS)	J.S. Stephensen (TSS)	1:14 6/10
1954-	R. O'Donoghue (NC)	D. Conners (CEGS)	J. Byrne (GT)	R.K. Kirkcaldie (BBC)	G. Quinn	1:19 3/10
1955-	R. O'Donoghue (NC)	M. Cooke (GT)	M. Litzow (IGS)	B. Martin (BBC)	J.A. Noble (CEGS)	1:17 1/10
1956-	A. Fingleton (GT)	R. O'Donoghue (NC)	F. Lamb (CEGS)	A. Dowry (BGS)	G. Davidson (TSS)	1:12
1957-	J. Fingleton (GT)	J.G. McLeod (CEGS)	K. Williams (NC)	G.J. Nail (BGS)	G. Derrick (BBC)	1:9 2/5
1958-	J.J. Enright (GT)	A.J. Nail (BGS)	P. Enright (NC)	J.R. Nobb (CEGS)	R.J. Kelly (TSS)	1:14 1/5
1959-	J.J. Enright (GT)	J.R. Noble (CEGS)	R. Brown (BGS)	M. Lynch (NC)	R. O'Brien (BBC)	1:15 3/5
1960-	J. Fingleton (GT)	G.S. Greatorix (CEGS)	R. Brown (BGS)	I.B. McPhee (BBC)	P. Foxtan (TSS)	1:10 1/2
1961-	G. Greatorix (CEGS)	T. McMahan (NC)	P. Foxtan (TSS)	P. Lever (BGS)	M. Oley (GT)	1:10 9/10
1962-	B.J. Munro (CEGS)	T. McMahan (NC)	R. Fingleton (GT)	I.R. Affleck (BGS)	D. Whitehead (BSHS)	1:11
1963-	B.J. Munro (CEGS)	R. Fingleton (GT)	S.C. Gregory (BBC)	R. Timmins (BSHS)	P.G. Baxter (IGS)	1:9.9

100 Metre Backstroke: Open (Continued)

Date	First	Second	Third	Fourth	Fifth	Time
1964	J.M. Covacevich (BGS)	R.A. Downe (CEGS)	G. Rayner (BSHS)	J.M. Chapman (GT)	J.C. Dixon (IGS)	1:12.4
1965	W.F. Luya (CEGS)	J. Covacevich (BGS)	J. Dixon (IGS)	B.P. Thompson (BBC)	R. Birch (BSHS)	1:9.7
1968	G.J. Reid (BGS)	T.J. Stewart (CEGS)	D.M. Rylance (BBC)	G. Lowes (GT)	R. Holden (BSHS)	68.4
1969	K. McGregor (TGS)	G. Brough (TSS)	D. Stewart (CEGS)	R. Pery (BSHS)	R. Forster (BBC)	66.9
1970	A. Shean (CEGS)	B. McGregor (TGS)	R. Ramsay (TSS)	A. MacDiarmid (BBC)	A. Fox (BGS)	62.8
1971	A. Shean (BSHS)	J. Van Opdenbosch (GT)	G.R. Langdon (BBC)	G.J. Short (IGS)	P. Morrow (TGS)	63.6
1972	N.W. Martin (BGS)	J. Van Opdenbosch (GT)	P. Lalor (NC)	W. D. Barren (TGS)	D.J. Wilson (CEGS)	64.6
1973	D. McGovern (TGS)	D. Wilson (CEGS)	C. Jones (GT)	M. Beardmore (BGS)	M. Hibbs (BSHS)	69.6
1974	M. Tonelli (GT)	M. Beardmore (BGS)	R. Anning (TSS)	M. Gosney (CEGS)	J. James (BSHS)	60.2
1975	R. Thams (BGS)	W.L. Stone (BBC)	R. Barry (BSHS)	S. Jackson (CEGS)	R.W. Griffiths (TGS)	1:08.0
1976	R. Thams (BGS)	A. Van DeVelde (GT)	W.J. Stone (BBC)	P. Barry (BSHS)	R.W. Griffiths (TGS)	69.1
1977	J. Perkins (BGS)	W.B. Barry (BSHS)	C.B.J. Jackson (CEGS)	A.G. Thomson (BBC)	G. Hampson (GT)	68.7
1978	D.J. Orbell (IGS)	G.A. Breakwell (BSHS)	P. Beardmore (BGS)	R.E. Dawes (TSS)	G. Hampson (GT)	1:05.2
1979	G. Orbell (IGS)	G. Breakwell (BSHS)	R. Nagal (BGS)	D.R. Bradford (TSS)	T. Gibbons (GT)	1:04.78
1980	R. Clarke (BSHS)	S.J. Moffatt (BBC)	T. Karydis (TGS)	D.W. Parwons (IGS)	A.M. MacLachlin (TSS)	1:05.91
1981	A.M. Wilson (BSHS)	M.A. Xavier (BGS)	D.S. Verrenkamp (IGS)	G. Trotman (NC)	A. Waddell (BBC)	64.94
1982	A. Watts (BSHS)	R. Percival (BGS)	S. Burton (TSS)	S. Lisle (TGS)	M. Holmes (GT)	1:06.32
1983	S.E. Clark (BSHS)	W.R. Mortensen (GT)	R.W. Hammond (TGS)	S.A. Ponton (IGS)	C.J. Deacon (BGS)	1:02.25
1984	G.M. Boevink (NC)	G.J. Heppie (TGS)	T.E. Hart (TSS)	B. O'Donoghue (GT)	A.J. St. Baker (CEGS)	1:02.25
1985	J.M. Brennan (BBC)		I.R. Edwards (BSHS)	R. Boman (GT)	A.J. St. Baker (ACGS)	1:03.83
1986	A.L.J. Cross (BGS) tie					
1986	J.W. Deacon (BGS)	A.M. O'Donoghue (GT)	M.R. Packman (BSHS)	G.J. Finlay (BBC)	B.G. Walker (NC)	62.60
1987	M.T. Lee (ACGS)	K.T. O'Donoghue (GT)	B.G. Walker (NC)	S.A. Reinke (TGS)	D.G. Clark (BBC)	1:02.09
1988	D.J. Maclean (BBC)	D.A. Watson-Brown (GT)	A.B. Nelson (BGS)	R.H. Gilroy (IGS)	M. Sawtell (NC)	1:06.31
1989	A.J. Weston (ACGS)	J.A. McKeering (NC)	S.I. Brimblecombe (TGS)	D.J. Evans (TSS)	M. Humphreys (BBC)	1:04.74
1990	C.J. McInemey (GT)	T.W. Penrose (TSS)	K.J. Perkins (BBC)	D.J. LiHle (BGS)	C.R. PaRerson (BSHS)	1:03.64
1991	K. Perkins (BBC)	M. Knobel (TSS)	S.J. Richards (BGS)	A.G. Cook (GT)	D.C. Plumpton (BSHS)	1:00.75
1992	M. Knobel (TSS)	J.D. Griffiths (ACGS)	M.J. Stewart (GT)	A. Dickson (NC)	C. Forster (BSHS)	1:02.45
1993	S.M. Logan (BSHS)	T.E. Clayton (BGS)	A.H. Flasks (ACGS)	A.R. Rollason (GT)	A.J. Jones (NC)	1:00.37
1994	D.J. Boxall (BSHS)	B.W. Jones (ACGS)	L.A. Wallace (GT)	T.E. Clayton (BGS)	L.F. Brown (NC)	1:00.28
1995	C.R. Thomas (BGS)	B.G. Connell (ACGS)	L.F. Brown (NC)	B. Biggam (IGS)	G.M. Steggall (GT)	1:00.74
1996	G. Chandler (TGS)	H.J.H. Jackson (BBC)	M.G. Sara (GT)	C. Thomas (BGS)	M.G. Bush (NC)	1:01.65
1997	G. Chandler (TGS)	D. M. Walker (NC)	J. Wheeler (ACGS)	M. Trenchard (BBC)	E.M. Gallagher (GT)	1:00.61
1998	W.B. Guthrie (GT)	J.V. Santacaterina (NC)	G. Heidke (TGS)	R.F. McCallum (TSS)	M. Bell (BGS)	59.55
1999	W.B. Guthrie (GT)	P. Melloy (BGS)	N. Gourgau (IGS)	P.F. McCallum (TSS)	M.D. Howarth (BBC)	59.33
2000	L. McBean (TSS)	R.P. McDonald (NC)	M.J. English (BBC)	P.D. Weatherley (ACGS)	J. Bond (IGS)	58.60
2001	M.G. Skroblin (BBC)	R. Beynon (IGS)	R.G. Barker (NC)	D. Collins (TSS)	A. Woodgate (BGS)	1:02.43
2002	N.R. Sprenger (GT)	T. Beadle (BGS)	T.W.T. Jones (NC)	R. Beynon (IGS)	A.F. Barclay (BBC)	58.99
2003	L. Brodie (NC)	L. Lyons (BSHS)	A. Dickey (TGS)	L.J. Wardley (TSS)	J. Turnham (IGS)	59.27
2004	L. Brodie (NC)	S. Le Couillard (TSS)	M. Black (IGS)	N. Cusack (BSHS)	P.J. Gleeson (BBC)	57.94 @
2005	L. Burns (IGS)	D. Coombs (TSS)	B.F. Hutchinson (NC)	N. Cusack (BSHS)	M.J. Massey (BBC)	59.03
2006	M. Loughran (TSS)	B.J. Donaldson (NC)	B. Freese (IGS)	M.C. Close (ACGS)	M.J. Thornely (BGS)	58.93
2007	M. Loughran (TSS)	R.J. Fogarty (GT)	J. Kibby (IGS)	J. Taylor (BSHS)	K.R. Hindmarsh (NC)	58.87
2008	C. Walker-Hebborn (TSS)	R.R. Ryan (NC)	R. Gallagher (ACGS)	R.J. Donald (BSHS)	J.R. Cornish (GT)	59.07
2009	A. Harrington (TSS)	L. Nattman (BSHS)	G.P. O'Brien (GT)	C. Fedrick (IGS)	R.J. Gallagher (ACGS)	59.74
2010	A.J. Mills (BBC)	Z.T. Dalby (ACGS)	Z. A. Taylor (NC)	T. Clarke (TSS)	E.D. Smith (IGS)	1:29.52
2011	Z.J. Whenuaroa (NC)	H.J. Pullar (BGS)	J.P. Merrilees (ACGS)	A.S. Prasad (BSHS)	D.S. Timbs (TGS)	1:00.60
2012	R. Gerlach (ACGS)	Z.J. Whenuaroa (NC)	L. Neill (GT)	D. S. Timbs (TGS)	O. Gillott (BBC)	59.81
2013	B. L. Ashby (TSS)	T.C. Ludlow (TGS)	P.C. Mills (BBC)	L. Neill (GT)	M. Kwong (NC)	59.81
2014	C.R. Lewis (NC)	J.A. Cornwell (IGS)	L. Neill (GT)	J.K. Kersten (TSS)	M. Carleton (ACGS)	58.57
2015	J.K. Kersten (TSS)	W. Walsh (ACGS)	E.R. Mitchell (BBC)	J. Burgess (BSHS)	C.C. Cawood (IGS)	59.54

100 Metre Freestyle: Under 13

Date	First	Second	Third	Fourth	Fifth	Time
1965	K.B. Nyberg (CEGS)	L. Heathcote (BSHS)	J. Salkeld (BGS)	D.L. Fisher (GT)	P. Ramsay (TSS)	70.3
1968	D. Bellamy (BSHS)	N.W. Martin (BGS)	P.R. Raeborn (TSS)	R. Devlin (GT)	N.J. Yeates (CEGS)	66.4
1969	D. Cook (BSHS)	R. Mowen (NC)	W. Fisher (GT)	D. Speight (TGS)	M. Reabum (TSS)	69.4
1970	M. Tonelli (GT)	M. Reabum (TSS)	G. Scorer (BSHS)	R. McCowan (CEGS)	N. McEniery (NC)	65.2
1971	R.H. McCowan (CEGS)	A. Wilson (BGS)	M. Crouch (GT)	J. Cameron (BSHS)	W. Stone (BBC)	65.8
1972	P. Spiro (BGS)	A. Van de Velde (GT)	M.C. Patterson (CEGS)	S. Harris (BSHS)	P.J. McLeod (BBC)	64.0
1973	G. Bendeich (BGS)	C.D. Charles (BGS)	D.N. Yarrow (IGS)	J. Reabum (BSHS)	C. Johnston (GT)	66.3
1974	T. Cawley (GT)	J. McNamara (BSHS)	T. Bendeich (BGS)	S. Haberman (CEGS)	R. Brandon (BBC)	68.2
1975	J. Hooper (BSHS)	D. Pullinger (TSS)	R. Morrison (GT)	I. Simpson (BGS)	B.A. Spork (CEGS)	1:05.2
1976	L. Hogg (BSHS)	S.J. Moffatt (BBC)	S.L. Muir (TSS)	A. Sambrook (BGS)	L.Hall (NC)	63.8
1977	L.C. Muir (TSS)	J.W. Ardon (IGS)	R.D. Victor (TGS)	T. Dobson (GT)	M.A. Packman (BSHS)	64.2
1978	C.L. Miller (BSHS)	R. Kahler (BGS)	A. Baker (TSS)	J.D. Hamilton (NC)	B. Mulville (GT)	1:04.3
1979	H. Steel (BSHS)	G. Trennery (TGS)	A. Smith (BGS)	W. Mortensen (GT)	B. Kane (TSS)	1:5.70
1980	R.S. Leighton (TSS)	G. Edwards (BSHS)	M.W. Blackwell (CEGS)	R. Swintor (BGS)	C. Robertson (GT)	1:06.37
1981	J.M. Brennan (BBC)	M. Mastromichele (BSHS)	A.C. Scott (TSS)	S.N. Ponton (IGS)	X.F. Clarke (GT)	60.63
1982	M. Packman (BSHS)	A. Middleton (IGS)	S. Gane (BGS)	J. Reeve (CEGS)	J. Fredericks (GT)	1:03.45
1983	D.W. King-Christoper (TSS)	S.L. Richardson (BSHS)	R.L. Quinn (GT)	E.D. Barry (CEGS)	C.J. Watson (IGS)	58.17
1984	A.W. Bale (BGS)	A.J. Lobie (BSHS)	D.J. MacLean (BBC)	S.W. Anderson (CEGS)	D.G. Hobart (TSS)	1:03.27
1985	J.C. Cooper (BSHS)	T. Sayer (TSS)	A.J. Weston (ACGS)	E.J. Nunn (IGS)	J. McKeering (NC)	1:02.01
1986	K.J. Perkins (BBC)	C.R. Paderson (BSHS)	M.J. Buhaj (NC)	B.G. Lawrance (ACGS)	C.J. McInerny (GT)	1:01.94
1987	R.K. Lyndon (GT)	M. Williams (TSS)	K.D. Eldndge (BSHS)	M.J. Keamey (NC)	G.J. Taylor (ACGS)	1:02.05
1988	M. Logan (BGS)	J.C. McAllister (ACGS)	D.J. Clifford (GT)	S.K. Ch'ng (BSHS)	B.C. Hiddlestone (BBC)	1:03.86
1989	S.M. Logan (BSHS)	R.J. Gibson (GT)	T.A. Greenland (BGS)	A.H. Flasks (ACGS)	R.F. O'Rourke (TSS)	1:00.77
1990	L.A. Wallace (GT)	T.A.L. Nicholson (ACGS)	J.R. English (BBC)	R.A. Powells (BSHS)	C. Bradshaw (GT)	1:01.89
1991	R.A. Powells (BSHS)	J. English (BBC)	C.R. Thomas (BGS)	J.R. Hoolveld (GT)	T.V.D. Walker (TSS)	1:00.13
1992	D.S. Gooda (NC)	S.K.C.Y. Liew (ACGS)	T. Sheehan (BSHS)	M.G. Sara (BSHS)	A.R. Challen (BGS)	57.98
1993	B.J. Andersen (NC)	J. Wheeler (ACGS)	T. Harris (IGS)	T. Unsworth-Smith (BBC)	D.L. Scutt (GT)	1:01.65
1994	W.B. Guthrie (GT)	R.W. Coote (NC)	M. Nowland (IGS)	M.O.G. Bell (BGS)	K.T.M. Playford (BBC)	58.22
1995	H. Leung (ACGS)	A.D. Timms (NC)	M.R. Macann (GT)	G.R. Davies (BBC)	M.E. Riley (BGS)	59.33
1996	M.R. Bowd (NC)	A. Tumer (TGS)	J.M. Weber (GT)	A. Hutton-Young (BGS)	D.C. Muller (BBC)	1:01.86
1997	R. G. Barker (NC)	E. Hinschen (IGS)	L. Stanton (BGS)	M. Skroblin (BBC)	M. X. Callanan (GT)	1:01.74
1998	A.J. Hutchinson (NC)	N.R. Sprenger (GT)	T.L. Cunningham (TSS)	T. Beadle (BGS)	S. Metyard (IGS)	59.65
1999	D.S.C. Cramb (BBC)	G.A. Sparrow (TSS)	J. Johnson (IGS)	D. Johnston (BSHS)	C.R. Hillan (NC)	58.54
2000	S. James (BGS)	M. Roe (IGS)	K.M. Richardson (NC)	S.A. Fell (ACGS)	T.M. O'Shea (GT)	58.51
2001	D. Linde (IGS)	S.M. Sprenger (GT)	E. Hannatt (TSS)	A.R. Carilton (BBC)	S. Clyde (TGS)	58.93
2002	J.A. Amberger (NC)	A. Miller (BGS)	C.B. Massie (ACGS)	N. Whitburn (BSHS)	L. Burns (IGS)	1:01.43
2003	J.R. Brutton (TSS)	E.M. Barry (GT)	C.H. Morrison (ACGS)	S. Moore (BGS)	J. Taylor (BSHS)	58.13
2004	T.L. James (BBC)	J. Bailey (TSS)	R.R. Ryan (NC)	J.S. Houghton (ACGS)	D. Young (BGS)	1:00.37
2005	W.T. McGahan (GT)	M. Roettler (IGS)	H. Perkins (TSS)	D.R. Powell (ACGS)	N. McKendry (BGS)	59.76

100 Metre Freestyle: Under 13 (Continued)

Date	First	Second	Third	Fourth	Fifth	Time
2006-	T.G. Sprenger (GT)	H.B. Taylor (ACGS)	A.J. Mills (BBC)	A. Digby (TSS)	E. Smith (IGS)	57.33
2007-	A. Digby (TSS)	L.A. McLean (ACGS)	H.R. Hawker (TGS)	J.M. Gilliland (NC)	H. Strathdee (IGS)	57.95
2008-	A.Pace (BBC)	J.T. Pye (IGS)	J.A. McLoughlin (NC)	L.Percy (TSS)	D.L. Matthews (BSHS)	59.65
2009-	C.F. Fasala (IGS)	K.G. Arcangeli (BGS)	B.A. Ashcroft (BSHS)	P. Pavlides (BBC)	I.J. Freeman (NC)	57.02 @
2010-	B. T. Lawson (TSS)	T. C. Rull (BSHS)	J. T. Seawright (GT)	C. R. Lewis (NC)	J. P. McFerran (IGS)	58.55
2011-	B.J. Oates (TGS)	J.H. Chen (IGS)	B.N. McCarthy (NC)	H.W. Stubbs (ACGS)	M.S. Statham (TSS)	59.90
2012-	C.J. Parbery (BSHS)	E. Mitchell (BBC)	Z. Stubbley-Cook (ACGS)	M. Adi (BGS)	J.B. Herbert (NC)	1:00.85
2013-	D. Ashcroft (BSHS)	T.J. Wilson (TGS)	B. Wang (BGS)	W. Harris (ACGS)	W. Bhujel (NC)	59.56
2014-	C. Smith (ACGS)	H. Cotter (NC)	M. Jones (BGS)	S.R. Kovac (BBC)	D.S. Reilly (TGS)	58.84
2015-	T. Neill (GT)	J.A. Tomlinson (NC)	J. Bible (ACGS)	S.D. Porter (IGS)	A. Kim (BSHS)	1:00.95

100 Metre Freestyle: Under 14

Date	First	Second	Third	Fourth	Fifth	Time
1947-	K.G. Wacker (BGS)	H. Weld (GT)	B. Schmidt (NC)	V.R. Parslow (IGS)	D. Walter (CEGS)	84 1/2
1948-	H.A. Weld (GT)	R. Hobler (BBC)	K.G. Waller (CEGS)	R. Tritton (TSS)	W. Hill (NC)	75 3/10
1949-	D. Trenerry (TGS)	B.J. Chalk (CEGS)	C.J. Weld (GT)	D.E. Palm (BBC)	C. Thorne (BSHS)	71 2/5
1950-	C. Weld (GT)	A.R. Jones (BBC)	C.J. Whitehouse (CEGS)	B. Middleton (NC)	J. Sneyd (BSHS)	69 6/10
1952-	T. Brandon (BBC)	R. Andersen (GT)	R. O'Donoghue (NC)	R. Hitchcock (CEGS)	M. Litzow (IGS)	76 4/10
1953-	T. Brandon (BBC)	R. Andersen (GT)	N. Phillips (NC)	T. Lindenmeyer (BGS)	J. MacLeod (CEGS)	72
1954-	J. McLeod (CEGS)	D. McCarthy (BBC)	M. Dyer (NC)	B.S. Hosier (TSS)	B. Campbell (GT)	72 9/10
1955-	V. Huxley (TSS)	E.K. Vance (CEGS)	J. Fingleton (GT)	R. Wickham (NC)	R. White (BBC)	68 1/10
1956-	E. Richards (GT)	A. NoR (BBC)	N. Bomford (NC)	I.E. Keyes (CEGS)	R. Haigh (BGS)	72 4/5
1957-	J. Fingleton (GT)	R. Stitz (IGS)	R. McMahon (NC)	F. Graham (BBC)	R.N. Ammstrong	69 2/5
1958-	T. McMahon (NC)	R. Taylor (BBC)	W.M. Oley (GT)	G.A. Sampson (BGS)	R. Kelly (TGS)	68 9/10
1959-	N.W. Reynolds (CEGS)	D.G. Milburn (GT)	R. Johnson (BGS)	J. Potts (TSS)	R. Clarke (BBC)	64 1/2
1960-	J.W. Krimmer (CEGS)	D. Milburn (GT)	S. Gregory (BBC)	J. Thorpe (BGS)	H. Robertson (TSS)	64 3/10
1961-	A. MacLeod (BGS)	R. Foster (NC)	D. Balmer (CEGS)	D. Rylance (BBC)	D. Martin (TGS)	66 4/10
1962-	R.R. Birch (BGS)	R.N. Sweatman (CEGS)	R. Gregory (BBC)	D. White (GT)	T. Lipscomb (NC)	66 4/5
1963-	G.D. Lloyd (CEGS)	G. Gardiner (NC)	C. McLaughlin (BSHS)	G. Brough (TSS)	B. Mecklem (BGS)	65.1
1964-	C.B. Stitz (IGS)	J.G. Fraser (CEGS)	D.M. Rylance (BBC)	M.C. Beatty (NC)	A. Woolard (BSHS)	66.6
1965-	G.J. Brough (TSS)	A.W. Clark (GT)	G.P. Cameron (NC)	N. Kelly (BGS)	A.A. Hogue (CEGS)	64.7
1968-	G.R. Langdon (BBC)	P.F. Raward (TSS)	S. Smith (BSHS)	R. Arundell (BGS)	W.D. Gardiner (IGS)	65.0
1969-	D. Bellamy (BSHS)	R. Devlin (GT)	N. Yeates (CEGS)	K. Sinclair (BGS)	P. Reaburn (TSS)	61.1
1970-	L. Miller (BSHS)	B. Fitzwalter (GT)	R. Mowen (NC)	G. Leather (BGS)	R. McPaul (TSS)	64.4
1971-	M. Tonelli (GT)	A.M. Reabum (TSS)	S. Holland (CEGS)	P. Monro (BSHS)	G.L. Vann (BGS)	63.2
1972-	R.H. McCowan (CEGS)	A. Wilson (BGS)	R. Jones (GT)	S.J. Crocker (BBC)	B.W. Yarrow (IGS)	62.6
1973-	R. Donovan (CEGS)	P. Spiro (BGS)	M. Couch (GT)	W. Wakefield (BSHS)	A. Mott (NC)	61.5
1974-	G. Bendeich (BGS)	D. Yarrow (IGS)	C. Johnson (GT)	C. Charles (CEGS)	P. Stock (BSHS)	64.8
1975-	C. Charles (CEGS)	T. McCawley (GT)	J. McNamara (BSHS)	W. Greenhalgh (TSS)	T. Bendeich (BGS)	1:01.9
1976-	J. Hooper (BSHS)	M. Hoey (BGS)	D.W. Pullinger (TSS)	R. Morrison (GT)	G.R. Seawright (TGS)	61.9
1977-	R. Clarke (BSHS)	S.J.H. Moffatt (BBC)	S.L. Muir (TSS)	A. Sambrook (BGS)	D.R. Orbell (IGS)	62.8
1978-	D.S. Fraill (TSS)	D.J. Trotman (NC)	J.W. Ardrin (IGS)	S.J. Major (BSHS)	R. Sydes (GT)	1:00.9
1979-	C. Miller (BSHS)	A. Dietz (TSS)	R. Kahier (BGS)	J. Hamilton (NC)	S. O'Kane (GT)	59.70
1980-	W. Moriensen (GT)	J.S. Sieben (BSHS)	G.D. Trenerry (TGS)	T. Smith (BGS)	J. Bush (NC)	59.57
1981-	G. Goodall (BSHS)	M.C. O'Brien (GT)	S. O'Driscoll (NC)	A.E. Savage (BGS)	M. Palm (BBC)	61.23
1982-	J. Brennan (BBC)	M. Mastromichele (BSHS)	K. Van As (CEGS)	A. Kurth (BGS)	S. Ponton (IGS)	58.67
1983-	J.R. Plummer (IGS)	M.R. Packman (BSHS)	R. Pym (BGS)	A.D. Sule (GT)	J.R. Reeve (CEGS)	59.93
1984-	D.W. King-Christopher (TSS)	K.A. Drummond (BSHS)	J. Fredericks (GT)	J.G. Plummer (IGS)	D.J. Lawrence (CEGS)	55.86
1985-	A. Egorov (GT)	A.B.J. Scnven (BGS)	W.W. Friese (IGS)	M.J. Gallen (NC)	D.J. Maclean (BBC)	59.36
1986-	J.C. Cooper (BSHS)	A.L.J. Cross (BGS)	J.A. McKeering (NC)	A.J. Weston (ACGS)	E.J. Nunn (IGS)	58.21
1987-	D.G. Fenton (BBC)	J.D. O'Neill (BGS)	B.G. Lawrance (ACGS)	P.T. Clancy (GT)	C.R. Patterson (BSHS)	57.50
1988-	R.K. Lyndon (GT)	M.S. Cruickshank (BGS)	M. Knobel (TSS)	J.R. Forster (BSHS)	M. Keamey (NC)	59.47
1989-	M. Logan (BGS)	J.C. McAlister (ACGS)	M.J. Stewart (GT)	B.J. Rogers (NC)	B.C. Hiddlestone (BBC)	59.61
1990-	P.J. Gibson (GT)	B.O. Nothing (BGS)	R.M. Collie (BSHS)	A.H. Flaskas (ACGS)	R.F. O'Rourke (TSS)	58.07
1991-	T.A.L. Nicholson (ACGS)	B.J. Dittmar (NC)	J.D. Partis (BSHS)	G.A. Coupland (BGS)	L. Robertson (BBC)	57.26
1992-	R.A. Powells (BSHS)	J.R. English (BBC)	M. Roland (NC)	C.R. Thomas (BGS)	A.J. Over (ACGS)	56.73
1993-	D.S. Gooda (NC)	N.B. Baird (BSHS)	M.G. Sara (BBC)	S.K.C.Y. Liew (ACGS)	L.A. Donald (GT)	56.92
1994-	T. Harris (IGS)	R.R. Court (NC)	A. Athanasiov (TGS)	D.C. Berndt (BGS)	J. Wheeler (ACGS)	59.20
1995-	W.B. Guthrie (GT)	S.T. Talbot-Cameron (NC)	M.Q.G. Bell (BGS)	B.A. Norns (ACGS)	B. Gourlay (TSS)	56.36
1996-	H. Leung (ACGS)	M.E. Smith (NC)	G.R. Davies (BBC)	M.R. Macann (GT)	M. Riley (BGS)	57.10
1997-	W. W. H. Dening (NC)	A. Turner (TGS)	J. M. Weber (GT)	S. W. Eckstein (TSS)	D. Muller (BBC)	56.43
1998-	D.J. Campbell (NC)	E. Hinschen (IGS)	J.C. Hey (TSS)	L. Stanton (BGS)	M.J. DeAmbrosio (GT)	57.64
1999-	A.J. Hutchinson (NC)	N.R. Sprenger (GT)	J.W. Ledgerwood (TSS)	T. Beadle (BGS)	S. Meteyard (BSHS)	56.83
2000-	D.S.C. Cramb (BBC)	D. Johnston (BSHS)	C. Partridge (TSS)	C.R. Hillan (NC)	A. Thompson (IGS)	57.32
2001-	S. James (BGS)	S.A. Price (NC)	M. Holt (BSHS)	J. Chandler (IGS)	T.M. O'Shea (GT)	55.68
2002-	D. Linde (IGS)	E. Hannant (TSS)	S.M. Sprenger (GT)	A.R. Carlton (BBC)	S. Clyde (TGS)	56.32
2003-	W.H. Han (TSS)	B.J. Donaldson (NC)	N. Whitburn (IGS)	C.B. Massie (ACGS)	T. McKendry (BGS)	57.58
2004-	J.R. Bruton (TSS)	H. Morrison (ACGS)	H. Samuela (BSHS)	D.R. Price (NC)	M.J. Allen (BBC)	56.18
2005-	B.J. Walkington (NC)	T.L. James (BBC)	X. Crawford (TSS)	H.W. Simmonds (ACGS)	D. Young (BGS)	56.34
2006-	W.T. McGahan (GT)	W.T. Schoch (BGS)	D.R. Powell (ACGS)	M. Roettler (IGS)	D.P. O'Keefe (NC)	58.26
2007-	T.G. Sprenger (GT)	A.J. Mills (BBC)	H.B. Taylor (ACGS)	M. Larkin (BGS)	B. King (TSS)	56.41
2008-	A. Digby (TSS)	Z. J. Whenuaroa (NC)	S.A. Taylor (BSHS)	H.R. Hawker (TGS)	H. Pullar (ACGS)	56.38
2009-	A.T. Pace (BBC)	J.M. Gilliland (NC)	J.T. Pye (IGS)	D.L. Matthews (BSHS)	A.L. Saunders (BGS)	57.16
2010-	C.F. Fasala (IGS)	J. D. Whenuaroa (NC)	P. J. Soalheira (ACGS)	K. G. Arcangeli (BGS)	P. Pavlides (BBC)	54.79@
2011-	T.C. Rull (BSHS)	J.T. Seawright (GT)	J.P. Mc Ferran (IGS)	R. Brown (ACGS)	D.J. Richardson (TSS)	57.14
2012-	B.J. Oates (TGS)	B.I. Jason (NC)	J. Taylor (ACGS)	H. Stubbs (BGS)	B. Paties (BBC)	56.93
2013-	J.W. Ford (IGS)	E. R. Mitchell (BBC)	B.J. Poon (TGS)	M. Adi (BGS)	C. McFaul (BSHS)	57.02
2014-	T.J. Wilson (TGS)	L. Gough (BSHS)	S.A. Coombes (NC)	D. Gigovic (GT)	M.J. Osborn (TSS)	57.35
2015-	C.S. Smith (ACGS)	L.C. Parish (TSS)	H. Cotter (NC)	K.R. Welfare (IGS)	S.R. Kovac (BBC)	57.41

100 Metre Freestyle: Under 15

Date	First	Second	Third	Fourth	Fifth	Time
1949-	H.A. Weld (GT)	P. Hobler (BBC)	S.A. Cnump (CEGS)	F. Hopkins (TGS)	C.J. Massie (BGS)	68 7/10
1950-	D. Trenerry (TGS)	J.R. Barrett (GT)	B. Chalk (CEGS)	C. Thome (BSHS)	I. Gobson (BBC)	68 6/10
1952-	B. Hawkins (CEGS)	N.M. Cooke (GT)	D.E. Palm (BBC)	B. Duffy (NC)	D. Sherlock (TSS)	67 7/10
1953-	B. Martin (BBC)	M. Cariton-Smith (GT)	R. O'Donoghue (NC)	A. Sharpe (IGS)	T. Cichero (BGS)	73 1/2
1954-	J. Cox (GT)	W. Chambers (BSHS)	N. Phillips (NC)	P. Delmodes (BBC)	M. Hooper (CEGS)	69 9/10
1955-	P.L. Eriksen (CEGS)	J. Shay (NC)	D. McCarthy (BBC)	L. Reilly (GT)	S. Hosier (TSS)	66 2/5
1956-	V. Huxley (TSS)	E.K. Vance (CEGS)	D. Detucar (BBC)	D. Daly (NC)	N. Potts (BGS)	64 2/5
1957-	E. Richards (GT)	N. Bomford (NC)	A. Nott (BBC)	I.F. Keys (CEGS)	D. Ferguson (TSS)	65 4/5
1958-	R. Stitz (IGS)	J.A. Fingieton (GT)	P. McMahon (NC)	P. Catt (BBC)	R. Beaver (BGS)	64 9/10
1959-	B. Munro (CEGS)	G. Mountseer (GT)	R. McMahon (NC)	P. Taylor (BBC)	G. Simpson (BGS)	65 1/5

100 Metre Freestyle: Under 15 (Continued)

Date	First	Second	Third	Fourth	Fifth	Time
1960-	N.W. Reynolds (CEGS)	R. Fingleton (GT)	T. Potts (TSS)	G. Dunne (BGS)	R.E. Wilson (BBC)	61 4/5
1961-	J. Krimmer (CEGS)	D. Milburn (GT)	P. Morgan (BSHS)	S. Gregory (BBC)	H. Robertson (TSS)	61 7/10
1962-	G. Rayner (BSHS)	A. MacLeod (BGS)	B. Rylance (BBC)	J. Chapman (GT)	J.M. Curtis (IGS)	61 3/5
1963-	R.N.M. Sweetman (CEGS)	R.R. Birch (BGS)	D. White (GT)	T. Lipscomb (NC)	R. Gregory (BBC)	63.s
1964-	B.R. Chambers (NC)	D.J. Lloyd (CEGS)	C. McLaughlin (BSHS)	P. Malony (TSS)	B.F. McMahon (GT)	61.7
1965-	D.M. Rylance (BBC)	C. Stitz (IGS)	M.C. Beatty (NC)	J.G. Fraser (CEGS)	S. Beaver (BGS)	63.7
1968-	A. Shean (GT)	B. McGregor (TGS)	J.S. Henderson (NC)	W.R. Rogers (CEGS)	W. Frost (BSHS)	62.2
1969-	B. Cooper (BSHS)	G.R. Langdon (BBC)	P. Raward (TSS)	R. Rayner (GT)	K. Bacon (BGS)	60.8
1970-	J. VanOpendbosch (GT)	D. Bellamy (BSHS)	N. Martin (BGS)	M. Bolt (TSS)	D. Unwin (CEGS)	58.6
1971-	G. Frost (BSHS)	D.J. Unwin (CEGS)	D. Hall (NC)	B. Fitzwalter (GT)	G.J. Leather (BGS)	61.7
1972-	M. Tonelli (GT)	S.R. Holland (CEGS)	P. Munroe (BSHS)	R. McGregor (BGS)	A.M. Reaburn (TSS)	61.6
1973-	A. Wilson (BGS)	R. Jones (GT)	R. McCowan (CEGS)	B. Yarrow (IGS)	S. Crocker (BBC)	60.2
1974-	R. Bendeich (BGS)	B. Donovan (CEGS)	A. Van de Velde (GT)	P. Fryer (BBC)	A. MoH (TGS)	58.2
1975-	D. Atkins (BSHS)	G. Bendeich (BGS)	A.G. Thompson (BBC)	M. Spurrier (IGS)	M. Harradine (CEGS)	59.8
1976-	W. Greenhalgh (BGS)	S. Haberman (BGS)	J. McNamara (BSHS)	C.D. Charles (CEGS)	T. McCawley (GT)	59.8
1977-	M. Green (GT)	G.R. Seawright (TGS)	J.M. Hooper (BSHS)	D.W. Pullinger (TSS)	M. Hoey (BGS)	60.1
1978-	F.H. Vanderzant (BSHS)	S.J. Moffatt (BBC)	L.C. Muir (TSS)	N. Alcorn (BGS)	D.R. Orbeil (IGS)	1.00.3
1979-	D.S. Fraill (TSS)	G. Trofman (NC)	M. Packman (BSHS)	J. Ardron (IGS)	R. Sydes (GT)	58.28
1980-	C.L. Miller (BSHS)	R. Kahler (BGS)	A.D. Dietz (TSS)	A.J. Clarke (IGS)	J. Hamilton (NC)	58.51
1981-	W. Mortensen (GT)	J.W. Lemberg (BSHS)	G.D. Trenerry (TGS)	R.J. Thieie (BGS)	J. Bush (NC)	56.11
1982-	T. Halliday (BSHS)	M. O'Brien (GT)	B. McDonald (IGS)	L. Crisp (TSS)	S. Driscoll (NC)	57.00
1983-	J.M. Brennan (BBC)	S.N. Ponton (IGS)	C.A. Forster (BSHS)	A.J. Kurth (BGS)	K.N. VanAs (CEGS)	55.74
1984-	J.R. Plummer (IGS)	S.R. Gane (BGS)	M.R. Packman (BSHS)	A. O'Donoghue (GT)	N.R. Magnusson (CEGS)	57.60
1985-	D. King-Christopher (TSS)	D.A. Drummond (BSHS)	J.W. Fredericks (GT)	J.M. Fenner (BGS)	D.J. Lawrence (ACGS)	55.96
1986-	A.J. Baildon (TSS)	T. Cronshaw (BGS)	A. Egorov (GT)	M.J. Gallen (NC)	W.W. Frieze (IGS)	54.92
1987-	J.C. Cooper (BSHS)	B.T. Arnold (BBC)	T. Staunton-Smith (BGS)	G.A. Williams (NC)	E.J. Nunn (IGS)	54.82
1988-	D.G. Fenton (BBC)	C.C. Hackett (TSS)	J.D. O'Neill (BGS)	C.R. Patterson (BSHS)	M.J. Buhaj (GT)	55.73
1989-	D.A. Sheehan (BSHS)	M.S. Cruickshank (BGS)	R.K. Lyndon (GT)	M. Knobel (TSS)	T.S. Carroll (NC)	55.15
1990-	M.J. Stewart (GT)	J.C. McAllister (ACGS)	B.C. Hiddlestone (BBC)	M. Logan (BGS)	A.D. Dickson (NC)	56.67
1991-	P.J. Gibson (GT)	B.O. Nothing (BGS)	P.F. O'Rourke (TSS)	T.P. Neylan (NC)	R.M. Colkie (BSHS)	56.70
1992-	T.A.L. Nicholson (ACGS)	L.A. Wallace (GT)	D. Stiller (NC)	J. Partis (BSHS)	J.A. Christopher (TSS)	54.50
1993-	J.R. English (BBC)	M.J. Roland (NC)	C.R. Thomas (BGS)	B.G. Connell (ACGS)	J.M. Carter (GT)	55.77
1994-	N.B. Baird (BSHS)	D.S. Gooda (NC)	M.G. Sara (BBC)	S.K.C.Y. Liew (ACGS)	L.A. Donald (GT)	55.20
1995-	T. Harris (IGS)	P.D. Brogarth (NC)	D.C. Berndt (BGS)	P.D. Scutt (GT)	J. Wheeler (ACGS)	56.57
1996-	B.M. Sprenger (GT)	D.M. Bush (NC)	M. Bell (BGS)	A.T. Yates (TSS)	G. Astill (IGS)	56.08
1997-	M.E. Smith (NC)	C. Besley (BBC)	J. Tuxford (TGS)	G. T. Scarce (TSS)	M. R. Macann (GT)	55.80
1998-	R.P.S. McDonald (NC)	A. Turner (TGS)	D.C. Muller (BBC)	S.W. Eckstein (TSS)	M. Moran (BGS)	56.40
1999-	D.J. Campbell (NC)	E. Hinschen (IGS)	D.C. Muller (BBC)	L. Stanton (BGS)	I. Goh (TSS)	56.37
2000-	N.R. Sprenger (GT)	A.J. Hutchinson (NC)	J. Bird (TSS)	A.J. Hosking (BBC)	B. Usher (ACGS)	54.66
2001-	D.S.C. Cramb (BBC)	D. Johnston (BSHS)	L. Brodie (NC)	K.C. Mizuno (GT)	Z. Wright (IGS)	54.88
2002-	S. James (BGS)	J. Chandler (IGS)	S.A. Price (NC)	R.I. Russell (GT)	P.J. Gleeson (BBC)	54.40
2003-	D. Linde (IGS)	E.E. Hannant (TSS)	M. Dewhurst (BGS)	C.G. Clarke (NC)	S. Clyde (TGS)	54.18
2004-	D.J. van Velden (BBC)	R.C. Jovanovich (NC)	N. Whitburn (IGS)	T. McKendry (BGS)	S. Davies (TSS)	52.96 @
2005-	N. Johnson (NC)	J. Moorfoot (TSS)	E.M. Barry (GT)	C.H. Morrison (ACGS)	P. Hawkins (BSHS)	55.15
2006-	B.J. Walkington (NC)	J. Bailey (TSS)	T.J. James (BBC)	H.W. Simmonds (ACGS)	D.A. Young (BGS)	55.15
2007-	D.R. Powell (ACGS)	W.T. Schoch (BGS)	W.T. McGahan (GT)	R. Smith (TGS)	L. Thompson (TSS)	55.45
2008-	Z. Dalby (ACGS)	H. B. Taylor (BSHS)	A. Mills (BBC)	L.G. Bailey (BGS)	B. King (TSS)	54.74
2009-	A. Digby (TSS)	R. Eugster (NC)	O.J. Breakwell (BSHS)	L.A. Walker (BGS)	N.J. Groeneveld (ACGS)	53.05
2010-	R. C. Gerlach (ACGS)	J. A. McLoughlin (NC)	A. T. Pace (BBC)	D. L. Matthews (BSHS)	J. G. Scolaro (IGS)	54.23
2011-	C.F. Fasala (IGS)	R.J. Parker (BSHS)	S.B. Horton (TSS)	J.D. Whenuaroa (NC)	P.F. White (BGS)	53.25
2012-	L. Osborne (GT)	S. Young (BGS)	J.P. McFerran (IGS)	T.C. Rull (BSHS)	C.R. Lewis (NC)	55.99
2013-	B.J. Oates (TGS)	J. Camp (ACGS)	B. Jason (NC)	Z. Shepherd (BSHS)	J.T. Scully (IGS)	54.79
2014-	J.W. Ford (IGS)	M. Adi (BGS)	C. McFaul (BSHS)	L.V. Pearce (TSS)	B.J. Woolf (NC)	55.83
2015-	J.Jackson (BGS)	S.A. Combes (NC)	T. Wilson (TGS)	D. Boon-Tennet (TSS)	D.Ashcroft (BSHS)	54.21

100 Metre Freestyle: Under 16

Date	First	Second	Third	Fourth	Fifth	Time
1926-	F. Vincent (BGS)	R. Bennet (TSS)	I. Gredden (IGS)			76
1927-	J. Forster (CEGS)	P. Finemore (BGS)	A. Polkinghome (BSHS)			77 2/5
1928-	J. Venning (GT)	H. Stephens (CEGS)	H. Vierow (BSHS)			76 4/5
1929-	B. McMenamin (GT)	L. Ablin (IGS)	J. Heaton (TSS)			78 4/5
1930-	L. Stephens (CEGS)	W. Risley (BGS)	R. Spencer (GT)			71 4/5
1931-	W. Haylett (BGS)	R. O'Neill (TGS)	T. Riley (GT)			74
1933-	T. Long (BSHS)	O.W. Salkeld (BGS)	N. O'Neill (NC)			73 3/5
1935-	W. Stuart (TGS)	K. Byrne (GT)	R.M.M. Gill (TSS)			75 4/5
Reintroduced						
1964-	R. Birch (BSHS)	R.N. Sweetman (CEGS)	R.E. Gregory (BBC)	D.M. White (GT)	G.E. Handley (BGS)	61.3
1965-	D.J. Lloyd (CEGS)	G.L. Gardiner (NC)	B.F. McMahon (GT)	C. McLaughlin (BSHS)	C.M. White (TSS)	58.8
1969-	A. Shean (CEGS)	B. Carothers (BSHS)	B. McGregor (TGS)	J. Henderson (NC)	R. Frail (TSS)	60.2
1970-	B. Cooper (BSHS)	R. Devlin (GT)	G.R. Langdon (BBC)	R. Raward (TSS)	R. Arundell (BGS)	58.5
1971-	N.W. Martin (BGS)	S. Smith (BSHS)	R. Devlin (GT)	P. Lalor (NC)	M.F. White (TSS)	57.6
1972-	G. Frost (BSHS)	R.B. Mowen (CEGS)	C. Jones (GT)	C. Webb (BGS)	D. Hall (NC)	59.6
1973-	M. Tonelli (GT)	S. Holland (CEGS)	R. McGregor (BGS)	A. Reaburn (TSS)	P. Monroe (BSHS)	57.1
1974-	D. Oswin (BGS)	D. Bartlett (CEGS)	R. Jones (GT)	J. Potts (BSHS)	A. Palm (NC)	57.4
1975-	R. Bendeich	S. Harns (BSHS)	B. Donovan (CEGS)	M. Crouch (GT)	M.J. Stephens (TSS)	57.9
1976-	P. Jones (BGS)	D. Atkins (BSHS)	M.P. Gough (IGS)	J.D. Prince (CEGS)	A.G. Thomson (BBC)	58.1
1977-	S. Haberman (BGS)	T. McCawley (GT)	C.K. Orbell (IGS)	C.D. Charles (CEGS)	M. Greenhalgh (TSS)	58.5
1978-	M. Green (GT)	M. Hoey (BGS)	L.P. Hogg (BSHS)	S.L. Muir (TSS)	N.D. Thomson (BBC)	58.8
1979-	S. Moffatt (BBC)	D. Orbell (IGS)	L. Hogg (BSHS)	P. Duncan (NC)	L.C. Muir (TSS)	57.81
1980-	M.A. Packman (BSHS)	T. Dodson (GT)	A.G. Lee (CEGS)	D.S. Frail (TSS)	G. Moreton (BGS)	56.27
1981-	S.E. Clark (BSHS)	P.A. Scheib (TSS)	R.J. Kahler (BGS)	B. Mulvihill (GT)	J. Hamilton (NC)	56.67
1982-	J. Lemberg (BSHS)	W. Mortensen (GT)	G. Trenerry (TGS)	A. Smith (BGS)	J. Bush (NC)	55.99
1983-	G. Goodall (BSHS)	B.P. MacDonald (IGS)	R.A. Cameron (BBC)	G.R. McKinnon (TSS)	K.B. Carroll (GT)	57.41
1984-	D.J. Armstrong (BSHS)	S.N. Ponton (IGS)	K.N. Van As (CEGS)	X. Clarke (GT)	A.J. Kurth (BGS)	53.51
1985-	C.R. Mellin (IGS)	A.D. Sole (GT)	N.R. Magnusson (ACGS)	M.R. Packman (BSHS)	A.I. Cribb (BGS)	56.48
1986-	J.W. Fredericks (GT)	A.B.J. Scriven (BGS)	D.A. Drummond (BSHS)	M.T. Lee (ACGS)	M.R. Boevink (NC)	56.19
1987-	A. Baildon (TSS)	M.K. Fredericks (GT)	M.J. Gallen (NC)	T. Cronshaw (BGS)	D.A. Richardson (ACGS)	53.91
1988-	T.A. Sayer (TSS)	W.D. Fredericks (GT)	C. Watson (IGS)	T. Staunton-Smith (BGS)	G. Williams (NC)	57.80
1989-	D.G. Fenton (BBC)	C.C. Hackett (TSS)	J.D. O'Neill (BGS)	P.M. Noonan (GT)	A. Stott (IGS)	55.16
1990-	A.R. Vary (BSHS)	R.C. Lyndon (GT)	M.S. Cnuickshank (BGS)	M.J. Kearney (NC)	T.A. Clayton (BBC)	53.78
1991-	M. Logan (BGS)	M.J. Stewart (GT)	B. Hiddlestone (BBC)	A.D. Dickson (NC)	J.D. Griffiths (ACGS)	56.58
1992-	B.O. Nothing (BGS)	T. Mahony (NC)	P.J. Gibson (GT)	P.F. O'Rourke (TSS)	A.H. Flaskas (ACGS)	54.49
1993-	T.A.L. Nicholson (ACGS)	L.A. Wallace (GT)	J.D. Partis (BSHS)	R.W. Stokes (BBC)	D.N. Faint (NC)	54.23

100 Metre Freestyle: Under 16 (Continued)

Date	First	Second	Third	Fourth	Fifth	Time
1994-	J.R. English (BBC)	T.M. Smith (BGS)	J.P. Hoolveld (GT)	L. Wolsey (NC)	A.J. Over (ACGS)	54.31
1995-	D.S. Gooda (NC)	M.G. Sara (BBC)	D.W. Guthrie (GT)	D. Holcombe (BSHS)	T.A. Jenkins (BGS)	55.26
1996-	T. Harris (IGS)	R.S. Brough (GT)	R.R. Court (NC)	R.A. Clarke (BBC)	D. Berndt (BGS)	55.34
1997-	C.D.J. Flouch (NC)	H. Day (BGS)	G.M. Sprenger (GT)	G. Astill (IGS)	A. Rouse (BBC)	55.86
1998-	M.E. Smith (NC)	G.T. Scarce (TSS)	B.R. Davies (BBC)	S. Stewart (BGS)	T.A. Barton (GT)	53.93
1999-	L.C. McBean (TSS)	R.P. McDonald (NC)	A. Turner (TGS)	P.D. Weatherley (ACGS)	M.G. Skroblin (BBC)	53.58
2000-	D.J. Campbell (NC)	A. Seward (TSS)	L. Stanton (BGS)	M.G. Skroblin (BBC)	M.S. Chan (ACGS)	54.42
2001-	A.J. Hutchinson (NC)	N.R. Sprenger (GT)	J. Ledgerwood (TSS)	A.J. Hosking (BBC)	B. Usher (ACGS)	53.35
2002-	L. Brodie (NC)	L. Lyons (BSHS)	Z. Wright (IGS)	D.S.C. Cramb (BBC)	C.D. Sprenger (GT)	54.03
2003-	S. James (BGS)	J. Chandler (IGS)	K.M. Richardson (NC)	R.I. Russell (GT)	R.G. Griffiths (TSS)	53.47
2004-	E. Hannant (TSS)	D. Linde (IGS)	C. Clarke (BSHS)	S.J. Holz (ACGS)	J.B. Tuton (GT)	53.69
2005-	D.J. Van Velden (BBC)	T. McKendry (BGS)	M. Brooks (BSHS)	B.J. Donaldson (NC)	S. Davies (TSS)	53.85
2006-	C. Fox (TSS)	N.R. Johnston (NC)	S.H. Moore (BGS)	E.M. Barry (GT)	C.H. Morrison (ACGS)	53.43
2007-	N.R. Johnston (NC)	J. Bailey (TSS)	T.J. James (BBC)	H.W. Simmonds (ACGS)	D.A. Young (BGS)	53.40
2008-	D. Powell (ACGS)	E.J. McKendry (BGS)	W.T. McGagan (GT)	H. Perkins (TSS)	M. Rafton (BSHS)	53.93
2009-	Z.T. Dalby (ACGS)	C.M. Raven (IGS)	L.G. Bailey (BGS)	A.J. Mills (BBC)	B.J. Watt (NC)	54.20
2010-	A. Digby (TSS)	R. Eugster (NC)	H.J. Pullar (BGS)	O.J. Breakwell (BSHS)	M. van Welden (BBC)	53.93
2011-	R.C. Gerlach (ACGS)	A.F. Press (TSS)	J.A. McLoughlin (NC)	W.H. Lane (TGS)	J.W. Mills (BBC)	53.85
2012-	C.F. Fasala (IGS)	S.B. Horton (TSS)	R.J. Parker (BSHS)	M.H. Kwong (NC)	P.Mills (BBC)	52.90 @
2013-	S. Young (BGS)	B.T. Heiniger (TSS)	D. Parker (NC)	M. Carleton (ACGS)	J.A. Cornwell (IGS)	53.05
2014-	L. Townsend (GT)	B.J. Oates (TGS)	C. Usher (TSS)	A. Camp (ACGS)	B.S. Paties (BBC)	54.12
2015-	L.V. Pearce (TSS)	B.J. Wolf (NC)	J.W. Ford (IGS)	B. Clarke (TGS)	D. Pool (ACGS)	55.60

100 Metre Freestyle: Open

Date	First	Second	Third	Fourth	Fifth	Time
1927-	F. Vincent (BGS)	J. Forster (CEGS)	T. Duffy (NC)			76
1928-	F. Vincent (BGS)	J. Forster (CEGS)	J. Cran (TSS)			73 4/5
1929-	F. Vincent (BGS)	J. Cran (TSS)	D. Turbayne (CEGS)			68
1930-	H. Stephens (CEGS)	M. Wright (TGS)	C. Jocumsen (NC)			73 2/5
1931-	K. McAlpine (TGS)	G. Halgh (BGS)	L. Stephens (CEGS)			73
1933-	U. Long (BSHS)	K. McFarlane (TGS)	E.R. Nelht (BGS)			71 2/5
1934-	H. Sandison (BSHS)	T. Muller (TGS)	C.N. Compton (TSS)			67 2/5
1935-	T. Muller (TGS)	J.W.Clark (BGS)	E.J. Thorpe (TSS)			67 2/5
1936-	J. Clark (BGS)	J. Venning (GT)	M. Gallagher (NC)	J. Markwell (CEGS)	D. Young (TSS)	71 3/5
1937-	J. Parkinson (CEGS)	D. Bell (BGS)	C. Bemays (TGS)	G. Ross (BSHS)	J. McLaughlin (TSS)	70 2/5
1939-	J.S. Parkinson (CEGS)	J.C. Rivett (TGS)	B. Keefe (NC)	W.H. Irving (BGS)	A.J. Radcliffe (TSS)	66 1/5
1940-	R.J. Grant (GT)	W.H. Irvine (BGS)	R.A. McGregor (CEGS)	A. Hodel (NC)	J. Stuart (TGS)	73
1941-	A. Hodel (NC)	I.A. Hinwood (BBC)	R.J. Grant (GT)	K. Wilson (CEGS)	S.R. Leggo (BGS)	70 3/10
1943-	G.L. Jones (CEGS)	C.A. Hoey (BBC)	H.W. Tait (TGS)	F.W. Heron (BGS)	K. Collins (BSHS)	70
1944-	C.A. Hoey (BBC)	A.I. Wright (CEGS)	R. MacKenzie (TSS)	D.I. Thompson (TGS)	C. Kenwick (NC)	69 4/5
1945-	A.T. Quant (CEGS)	J. Morris (NC)	R.A. James (BGS)	I.T. Thompson (TGS)	G. Benness (TSS)	67
1946-	R.C. Rogers (CEGS)	E.P. Robinson (BGS)	W. Aiken (TGS)	B.L. Paine (BBC)	P. Meehan (NC)	65 7/10
1947-	R.C. Rogers (CEGS)	T. Jones (BSHS)	R. Colbert (TGS)	G. Beresford (BGS)	W. Hanrick (TSS)	65 3/5
1948-	G. Newton (BSHS)	J.R. Boast (BGS)	R. Rogers (CEGS)	R. Colbert (TGS)	F.P. Sullivan (GT)	65 1/2
1949-	J.R. Boast (BGS)	N.R. Smith (BBC)	M. Trennery (TGS)	R.N. Gale (CEGS)	B.H. Hawthorne (NC)	65 7/10
1950-	D.O. Mason (CEGS)	N.R. Smith (BBC)	B. Hawthorne (NC)	S. Blakeway (BGS)	J.G. Prentice (GT)	65 6/10
1952-	J.R. Barrett (GT)	C. Arnold (CEGS)	J.H. Bumie (BBC)	D. Trennery (TGS)	P. Duggan (NC)	67 3/10
1953-	C.J. Weld (GT)	W. Arnold (CEGS)	R. Duggan (GT)	B. Knowles (BBC)	G. Quinn (BGS)	62 9/10
1954-	D.E. Palm (BBC)	N.M. Cooke (GT)	R.E. Lindenmayer (BGS)	P. Blunt (CEGS)	L. Jones (NC)	65
1955-	R. Murray (GT)	A.C. Dowling (BGS)	R. O'Donoghue (NC)	B.W. Hawkins (CEGS)	R. Wakely (TSS)	64 1/2
1956-	R. Murray (GT)	M.K. Hooper (CEGS)	I. Archer (BGS)	R. Bentley (NC)	T. Armstrong (TSS)	62 1/5
1957-	R. Andersen (GT)	P.L. Eriksen (CEGS)	D. McCarthy (BBC)	J. Shay (NC)	P.R. Beal (BGS)	62 1/5
1958-	R. Wickham (GT)	D. McCarthy (BBC)	C. Wainwright (BGS)	V.K. Huxley (TSS)	M. Dyer (NC)	61 2/5
1959-	K. Fredericks (NC)	R. Wickham (GT)	P. Wippell (CEGS)	P. Catt (BBC)	J. Bennett (BGS)	59 1/10
1960-	H. Orth (IGS)	E. Richards (NC)	G.H. Miller (CEGS)	E. Uren (BGS)	J. Wolfe (TSS)	0
1961-	H. Orth (IGS)	P. McMahon (NC)	C. Leagh-Murray (BGS)	A. Long (TSS)	Sexton (GT)	58
1962-	N.W. Reynolds (CEGS)	R. Fingleton (GT)	D. Anning (TSS)	M. Chagoury (NC)	D.A. Robbins (BGS)	57 4/5
1963-	N.W. Reynolds (CEGS)	D. Milburn(GT)	J. Reardon (TSS)	R. Timmins (BSHS)	J. Thorpe (BGS)	58.8
1964-	P.G. Mitchell (CEGS)	G. Rayner (BSHS)	J.M. Covacevich (BGS)	I.F. Woods (BBC)	H. Robertson (TSS)	60.3
1965-	G. Rayner (BSHS)	R.E. Walker (CEGS)	D.S. Parkinson (BBC)	M. Hutton (BGS)	P.E. Lockhart (TSS)	59.9
1968-	D.M. Forster (BBC)	G. Feuerriegel (BSHS)	W.D. Schulte (CEGS)	P.R. Beeston (BGS)	G. Lowes (GT)	59.6
1969-	G. Brough (TSS)	N. Proctor (GT)	G. Want (BGS)	R. Geddes (CEGS)	D. Forster (BBC)	57.7
1970-	N. Proctor (GT)	J. Henderson (NC)	P. Watts (BGS)	B. Carothers (BSHS)	R. Frail (TSS)	59.0
1971-	J. Van Opendenbosch (GT)	R. Hutton (BGS)	P. Glasziou (BSHS)	I.W. McAlister (CEGS)	A.R. Clarke (IGS)	57.0
1972-	J. Van Opendenbosch (GT)	N.W. Manin (BGS)	S. Smith (BSHS)	M.F. Bolt (TSS)	R. Lalor (NC)	56.8
1973-	J. Van Opendenbosch (GT)	S. Smith (BSHS)	R. Mowens (CEGS)	C. Webb (BGS)	M. Thomas (TGS)	56.6
1974-	A. Raebum (TSS)	K. Nnumpton (CEGS)	M. McEniery (NC)	B. Stubbs (BGS)	A. Aspland (IGS)	59.7
1975-	D. Bartlett (CEGS)	K. Jones (GT)	A. Wilson (BGS)	C. Going (BBC)	J. Potts (BSHS)	58.9
1976-	A. Bendeich (BGS)	J. Parker (GT)	S. Harris (BSHS)	P.J. Hickey (TSS)	L. Kjer-Nielsen (IGS)	58.0
1977-	P. Jones (BGS)	D.J. Atkins (BSHS)	M.E. Elliott (CEGS)	M.J. Spurrier (IGS)	R. Dann (GT)	57.5
1978-	D.J. Atkins (BSHS)	T. McCawley (GT)	S. Habermann (BGS)	B.R. Battersby (TSS)	G.S. Crow (CEGS)	56.4
1979-	G. Breakwell (BSHS)	M. Green (GT)	A.L. Haines (IGS)	B. Hickey (TSS)	R. Milroy (BGS)	58.11
1980-	P. Duncan (NC)	S.J. Moflatt (BBC)	F.H. Van Der Zant (BSHS)	N. Alcorn (BGS)	M. Waller (GT)	57.62
1981-	M.A. Packman (BSHS)	T.H. Dodson (GT)	D.S. Frail (TSS)	A.J. Clarke (TSS)	M. Agnew (NC)	54.98
1982-	S. Clark (BSHS)	T. Dobson (GT)	R. Kahler (BGS)	A. Dietz (TSS)	J. Van Ninen (BBC)	55.83
1983-	J.S. Sieben (BSHS)	W.R. Mortensen (GT)	A.J. Smith (BGS)	J.O. Harris (CEGS)	R.W. Zinn (IGS)	53.94
1984-	M.C. O'Brien (GT)	R.A. Cameron (BBC)	M.R. Magnusson (CEGS)	G.M. Boevink (NC)	C.V. Tobin (BSHS)	54.52
1985-	D.J. Armstrong (BSHS)	R.A. Cameron (BBC)	S.N. Ponton (IGS)	I.D. Swinton (BGS)	K.N. Van As (ACGS)	52.70
1986-	N. Myles-Edelsten (TSS)	T.J. Russell (GT)	N.G. Mugnusson (ACGS)	J.W. Deacon (BGS)	A.P. Middleton (IGS)	56.11
1987-	J. W. Fredericks (GT)	M.R. Boevink (NC)	N. Edelsten (TSS)	A. Meikle (ACGS)	J.M. Fenner (BGS)	55.51
1988-	A.J. Baildon (TSS)	J.W. Fredericks (GT)	D.J. Helgeson (BGS)	D.A. Richardson (ACGS)	D. Fiorini (NC)	51.09
1989-	J.C. Cooper (BSHS)	M.K. Fredericks (GT)	B.W. Duff (ACGS)	T.M. Sayer (TSS)	J.G. Emblin (BGS)	53.40
1990-	J.C. Cooper (BSHS)	C.C. Hackett (TSS)	W.D. Fredericks (GT)	J.D. O'Neill (BGS)	C.B. Wright (NC)	53.51
1991-	C.C. Hackett (TSS)	R.K. Lyndon (GT)	M.J. Keamey (NC)	H.M. Collie (BSHS)	G.J. Taylor (ACGS)	52.76
1992-	B. McGregor (NC)	B.C. Hiddlestone (BBC)	J.D. Griffith (ACGS)	M. Logan (BGS)	M.J. Dunsdon (GT)	54.69
1993-	S.M. Logan (BSHS)	B.O. Nothing (BGS)	T.K. Mahony (NC)	P.F. O'Rourke (TSS)	P.J. Gibson (GT)	53.83
1994-	B.O. Nothing (BGS)	J.S. Turnbull (GT)	N.J. Marshall (ACGS)	D.N. Faint (NC)	J.D. Partis (BSHS)	53.10
1995-	J.R. English (BBC)	T.A.L. Nicholson (ACGS)	N.C. Rickard (NC)	J.P. Hoolveld (GT)	S.M. Nothing (BGS)	52.83
1996-	N.C. Rickard (NC)	L.M. Richmond (ACGS)	G. Chandler (TGS)	H.J.H. Jackson (BBC)	M.G. Sara (GT)	53.12
1997-	S.C. Kennedy (NC)	G. Chandler (TGS)	R.D. Faulkner (TSS)	T. Harris (IGS)	R. Clarke (BBC)	52.62
1998-	R.D. Faulkner (TSS)	M.L. Keating (GT)	S.J. Kesby (NC)	D. Berndt (BGS)	A.R. Rouse (BBC)	52.70
1999-	C.D.J. Flouch (NC)	W.B. Guthrie (GT)	C.A. Besley (BBC)	S. Stewart (BGS)	B. Mateja (IGS)	53.38
2000-	R.P. McDonald (NC)	L. McBean (TSS)	M. Riley (BGS)	P. Priest (BSHS)	R.J. Maitland (GT)	52.98

100 Metre Freestyle: Open (Continued)

Date	First	Second	Third	Fourth	Fifth	Time
2001-	R.P.S. McDonald (NC)	P. Priest (BSHS)	A. Seward (TSS)	H. Hirsch (IGS)	M. Chan (ACGS)	52.42
2002-	A.J. Hutchinson (NC)	J. Bird (TSS)	A.J. Hosking (BBC)	M. Lowry (BGS)	R. Church (IGS)	53.68
2003-	A.J. Hutchinson (NC)	A. Thompson (IGS)	D.S.C. Cramb (BBC)	L. Lyons (BSHS)	D. Millwain (TSS)	52.85
2004-	K.M. Richardson (NC)	D. Johnston (BSHS)	S. James (BGS)	J. Chandler (IGS)	L. Owens (TSS)	52.81
2005-	E. Hannant (TSS)	D. Linde (IGS)	R.J. Hilder (NC)	M. Dewhurst (BGS)	M.J. Weatherley (ACGS)	53.00
2006-	D.J. Van Velden (BBC)	M. Brooks (BSHS)	T.M. McKendry (BGS)	G. Turner (TSS)	J.A. Amberger (NC)	52.36
2007-	A. Brown (TSS)	S.H. Moore (BGS)	M. Brooks (BSHS)	K.M. Crawford (NC)	M.W. O'Loughlin (GT)	51.85
2008-	N.R. Johnston (NC)	T. Parris (TSS)	L.G. Slattery (IGS)	H. Simmonds (ACGS)	A. Cois (BGS)	52.79
2009-	T. Parris (TSS)	W.T. McGahan (GT)	W.T. Schoch (BGS)	D.R. Powell (ACGS)	R.J. Donald (BSHS)	53.22
2010 -	B. Sykes (NC)	L.G. Bailey (BGS)	Z.T. Dalby (ACGS)	C.M. Raven (IGS)	A. Williams (TSS)	53.48
2011-	B. Sykes (NC)	H.J. Pullar (BGS)	O.J. Breakwell (BSHS)	D.J. Brown (ACGS)	L.W. Percy (TSS)	54.15
2012-	A.F. Press (TSS)	R. Gerlach (ACGS)	W.H. Lane (TGS)	J. McMahon (GT)	J. Mills (BBC)	53.63
2013-	C. Fasala (IGS)	B.O. Smith (TSS)	M. Kwong (NC)	J.K. Pailthorpe (TGS)	P.C. Mills (BBC)	52.48
2014-	S. Young (BGS)	B.T. Heiniger (TSS)	D. Parker (NC)	J. Seawright (GT)	T. Rull (BSHS)	52.58
2015-	S. Young (BGS)	L. Townsend (GT)	D.J. Richardson (TSS)	B.S. Paties (BBC)	A. Camp (ACGS)	51.00@

50 Metre Breaststroke: Under 13

Date	First	Second	Third	Fourth	Fifth	Time
1965-	K. Simpkins (BSHS)	N.F. Proctor (GT)	R. Paltrey (BGS)	A.P. Crawford (CEGS)	J.M. Wilson (BBC)	41.60
1968-	G.R. Freeman (CEGS)	N.W. Martin (BGS)	N. Spike (GT)	M.J. Henderson (NC)	D. Bellamy (BSHS)	40.20
1969-	J. Lowes (GT)	D. Robson (BGS)	I. Want (TSS)	M. Lacaze (CEGS)	R. Mowen (NC)	41.00
1970-	G. Boneham (TSS)	R. Scobie (CEGS)	G. Batt (NC)	W. Mill (BSHS)	A. Gray (BBC)	38.70
1971-	J. Cameron (BSHS)	M. Crouch (GT)	M. Castrisos (CEGS)	T.J. Downes (BGS)	S. Hamiyin (TGS)	39.10
1972-	R. Spiro (BGS)	M. Crouch (GT)	M.C. Patterson (CEGS)	P.J. McLeods (BBC)	D. James (BSHS)	37.60
1973-	P. Wrench (BGS)	C. Seawright (TGS)	R. Logan (BSHS)	D. Christensen (NC)	R. Thompson (CEGS)	39.20
1974-	P. Beardmore (BGS)	R. McNamara (BSHS)	C. Mott (MC)	P. Feamside (BBC)	A. Parker (GT)	39.00
1975-	C. Comish (CEGS)	M. Murdoch (BGS)	S.J. Moffatt (BBC)	B. Hoskins (BSHS)	M.J. Ryan (TSS)	40.00
1976-	L.W.S. Leech (IGS)	M. Glanford (BGS)	R. Van Der Zant (BSHS)	T. Karydis (TGS)	M. Purcell (NC)	38.20
1977-	D.S. Verrenkemp (IGS)	B.C. Peachey (BSHS)	M.D. McNeilly (CEGS)	M. Holmes (GT)	G. Morton (BGS)	39.90
1978-	B.R. Simpson (BSHS)	R. Kahler (BGS)	B.D. Somerville (IGS)	S. O'Kane (GT)	M.D. Kelly (CEGS)	38.50
1979-	R. Morris (TSS)	M. Malouf (GT)	B. Pascoe (TGS)	R. Theile (BGS)	D.J. Beebe (CEGS)	37.83
1980-	S.C. Moore (CEGS)	G.R. McKinnon (TSS)	R. Clarke (GT)	G.W. Staines (TGS)	J. Worley (BSHS)	38.75
1981-	S.C. Moore (CEGS)	D.W. McBumie (BSHS)	D.A. Clarke (GT)	C.J. Davies (TGS)	G.M. Plastiras (BGS)	35.36
1982-	P. Burton (BSHS)	J. Sacanitri (GT)	C. Davies (TGS)	M. Hutton (IGS)	R. Pym (BGS)	37.08
1983-	D.A. Dnummond (BSHS)	D.A. Fielding (TSS)	L. Quinn (GT)	C.F. Mok (BBC)	C.B. Cooke (BGS)	36.01
1984-	A. Egorov (BSHS)	J.M. Dean (CEGS)	J. Hui (TSS)	N. Inwin (BBC)	J.D. Warat (BGS)	36.50
1985-	T. Staunton-Smith (BGS)	T. Sayer (TSS)	P.T. Clancy (GT)	C.P. Watson (IGS)	B.G. Lawrance (ACGS)	35.92
1986-	S.E. Lewis (BSHS)	P.T. Clancy (GT)	B.G. Lawrance (ACGS)	M.J. Kay (NC)	A.R. Lawson (BBC)	34.72
1987-	D.A. Sheehan (BSHS)	D.J. Downie (BGS)	C.J. Taylor (GT)	D.C. Hickey (NC)	D.S. Gregroy (ACGS)	35.89
1988-	P.J. Tuton (GT)	Y.T. EE (BGS)	B.M. Pitt (BBC)	D.G. McCormack (ACGS)	A. Barry (NC)	36.48
1989-	P.J. Tuton (GT)	J.A. Baranoff (BGS)	M. Corbin (TSS)	A.S. Borbiro (IGS)	J. Brooks (BSHS)	35.07
1990-	B. McMahon (TSS)	M.A.L. Nicholson (ACGS)	M.G. Tuton (GT)	A.J. Ciutterbuck (BGS)	A.E. Dettneck (BBC)	35.35
1991-	T.M. Smith (TSS)	R.D. Harrison (ACGS)	C.R. Thomas (BGS)	R.N. Patterson (BSHS)	J.M. Carter (GT)	35.50
1992-	S.K.C.Y. Liew (ACGS)	D. Gooda (NC)	P. Woodbridge (BSHS)	I.H. Preston (BGS)	J.S. Vedelego (GT)	34.41
1993-	A.J. Harvey (BGS)	C.J. Pretsel (NC)	R.A. Clarke (BBC)	N.O. Kidman (TSS)	D.J. Ovi (ACGS)	36.54
1994-	J.W. McCourt (NC)	B.J. Gourlay (TSS)	S. Kuzma (GT)	N.R. Murphy (ACGS)	K.T.M. Playford (BBC)	35.68
1995-	M.E. Smith (NC)	R.B. Norris (ACGS)	M.E. Riley (BGS)	S. Robson (BSHS)	B.A. Yates (TSS)	35.94
1996-	D.A. Pat (NC)	J.M. Weber (GT)	B. Reid (TGS)	J.D. Blackford (ACGS)	D.C. Manderson (BBC)	36.12
1997-	D.A. Pat (NC)	N.A. Ferris (GT)	M. Skroblin (BBC)	M. Martin (IGS)	G.T. Carroll (TSS)	34.29
1998-	N.L. Williams (BBC)	L.J. Stretton (NC)	R. O'Neill (ACGS)	A. Hart (BGS)	R. Chrzescijanski (IGS)	35.46
1999-	D.S.C. Cramb (BBC)	W. Clewett (TGS)	M. Allen (IGS)	T. Crommelin (BGS)	R.J. Hayes (NC)	35.08
2000-	B.L. Wheldon (ACGS)	J.L. Campbell (NC)	R.I. Russell (GT)	G. Connors (IGS)	A. Staples (BGS)	36.09
2001-	J.B. Tuton (GT)	G. Farquhar (BGS)	M. Weatherley (ACGS)	M. Lewis (BSHS)	T. Bushnell (IGS)	34.99
2002-	M. Newmann (IGS)	C. Holgar (ACGS)	N.C. Dent (BBC)	P.G. King (TGS)	P.R. Devers (NC)	34.38
2003-	E.M. Barry (GT)	J.P. Lavery (NC)	C. Inwood (BGS)	J. Burguez (TSS)	J.H. Houghton (BBC)	34.78
2004-	L. Farmer (IGS)	W. Thompson (TSS)	C.S. Silao (NC)	B. Mitchell (BSHS)	J.R. Cornish (GT)	33.84
2005-	C.T. Lane (NC)	B. Edwards (BGS)	G.P. O'Brien (GT)	J. Cater (TSS)	M.D. Jardine (ACGS)	33.59
2006-	A.J. Mills (BBC)	J.A. Saunders (BGS)	B.J. Grabbe-Clare-Nazer (NC)	L.N. Papa (GT)	C. Fedrick (IGS)	35.24
2007-	A. Digby (TSS)	J.M. Gilliland (NC)	N.J. Groeneveld (ACGS)	F.H. Hope (BBC)	A. Prasad (BSHS)	35.35
2008-	J. M. Lilliland (NC)	A. Pace (BBC)	J.G. Scolaro (IGS)	R. Smith (ACGS)	C.N. Jones (BSHS)	34.83
2009-	C.F. Fasala (IGS)	S. Rasmussen (TSS)	S. Scription (NC)	N.T. Pace (BBC)	J.B. Bailey (BGS)	34.09
2010 -	L.M. Osbourne (GT)	A. W. Gough (BSHS)	J.P. Zuill (NC)	E.J. McCorley (BGS)	J.P. Gordon (TGS)	34.19
2011-	P.R. McNab (TGS)	J.H. Chen (IGS)	M.N. Nguyen (BSHS)	E.M. Bevan (ACGS)	H.J. Craw (BGS)	34.35
2012-	Z. Stubblety-Cook (ACGS)	M.C. Ng (BSHS)	M. Adi (BGS)	C. Windsor (GT)	T.K. Barnett (IGS)	33.06 @
2013-	D. Ashcroft (BSHS)	B. Garbutt (BGS)	J. Prosser (NC)	D. Bell (GT)	F.J. Stewart (TGS)	33.15
2014-	L.D. Byrne (BBC)	W. Chan (BSHS)	J. Abeya (ACGS)	T. Eccleston (BGS)	G.W. Nield (TSS)	35.22
2015-	A. Zhu (BBC)	J.R. Allum (IGS)	T. Rimington (BGS)	M. Gould (GT)	D. Donskoi (BSHS)	33.67

50 Metre Breaststroke: Under 14

Date	First	Second	Third	Fourth	Fifth	Time
1948-	C.H. Arnold (CEGS)	G. Dnoprienko (BBC)	G.M. Byth (BGS)	G. Sheil (TSS)	T. Parer (NC)	45 4/5
1949-	G.M. Byth (BBC)	C. Whitehouse (CEGS)	B. Clarke (NC)	G. Sheil (TSS)	C. Harrington (GT)	44 3/10
1950-	C.J. Whitehouse (CEGS)	G.C. Sheil (TSS)	A. Davies (NC)	D. Street (BBC)	T.C. Cullinan (GT)	42 2/10
1952-	C.H. Clark (GT)	H. Blue (CEGS)	J. McDonald (TSS)	B.L. Hunt (BBC)	J. Lavarack (NC)	44 1/10
1953-	J. Pincus (GT)	G.B. Freeman (GT)	J. Widdon (NC)	R. Macfarlane (CEGS)	R. Lawson (BBC)	42 8
1954-	R. Anderson (NC)	P. Haren (GT)	J.O. Cummings (IGS)	R. Noble (CEGS)	D. McCarthy (BBC)	42 7/10
1955-	V. Huxley (TSS)	L. Williams (NC)	K. McNaught (GT)	D. Murphy (TGS)	M.G. Keys (CEGS)	40 2/5
1956-	P. Cooke (GT)	P. Crowe (NC)	J. Palmer (IGS)	R. Ward (TSS)	R. DuH (CEGS)	42 4/5
1957-	R. Stitz (IGS)	J. Fingleton (GT)	M. Perry (BSHS)	W. Barwick (NC)	J.C. Cowlishaw (TSS)	40 2/5
1958-	G. Lawson (BBC)	J.O. Cowlishaw (TSS)	B.R. Harrison (CEGS)	B. Sullivan (NC)	A.R. Mecklem (BGS)	40 2/5
1959-	B. Douglas (BGS)	L. Steindl (GT)	D. Jackson (CEGS)	R. Clarke (BBC)	G. Akaua (TGS)	42 1/5
1960-	P.C. Neville (CEGS)	C.B. Lynden (BBC)	H. Bryant (GT)	R. Martinez (NC)	N. Iliif (BGS)	41 2/5
1961-	A. Christensen (TSS)	H. Bryan (GT)	A. MacLeod (BGS)	R. Miria (TGS)	H. Cooi (CEGS)	40 6/10
1962-	L. Harding (BBC)	J.D. Russell (CEGS)	D. Barker (GT)	T. Crommelin (BGS)	M. May (TSS)	42
1963-	L. Cole (BBC)	W.J. Shields (CEGS)	B. Dnury (IGS)	I.D. Rose (BGS)	P. Drouyn (NC)	38.2
1964-	I. A. Carrick (NC)	M. Jolly (BGS)	B.A. Ottone (BBC)	P. Lukas (TGS)	A.M. O'Leary (GT)	39.2
1965-	G. Reid (BGS)	G.P. Cameron (NC)	G.A. Vierow (GT)	R.P. Wood (CEGS)	R. Pendleton (BSHS)	38.7
1968-	G.J. Short (BGS)	D. Kitchell (BSHS)	J.G. Ferguson (TGS)	R.L. Marchant (BBC)	D.J. Thompson (NC)	39.7
1969-	P. Lacaze (CEGS)	N. Brodie (IGS)	N. Martin (BGS)	D. Bellamy (BSHS)	P. Stuart (TGS)	37.6
1970-	B. Fitzwalter (GT)	D. Robson (BGS)	D. Rutherford (BBC)	A. Cartensen (BSHS)	G. Harradine (CEGS)	37.6
1971-	G.B. Boneham (TSS)	W. Mill (BSHS)	S. Scobie (CEGS)	G. Batt (NC)	M. Hickey (GT)	37.5
1972-	J. Cameron (BSHS)	M.J. Gosney (CEGS)	C. Bell (GT)	P. Smith (GT)	S.A. Hill (TSS)	36.9

50 Metre Breaststroke: Under 14 (Continued)

Date	First	Second	Third	Fourth	Fifth	Time
1973-	P. Spiro (BGS)	B. Hickey (GT)	D. Christensen (NC)	R. Logan (BSHS)	C. Seawright (TGS)	37.0
1974-	P. Wrench (BGS)	B. Hickey (GT)	D. Christensen (NC)	R. Logan (BSHS)	C. Seawright (TGS)	37.0
1975-	P. Beardmore (BGS)	S. Patterson (CEGS)	M. Scanlon (BSHS)	T. Peabody (BBC)	A. Parker (GT)	36.2
1976-	C.E. Cornish (CEGS)	R.A. Neilsen (IGS)	J. Peters (BSHS)	M. Murdoch (BGS)	R. Morrison (GT)	38.2
1977-	L.W.S. Leech (IGS)	J.D. Peters (BSHS)	M. Glantord (BGS)	M.S. Tesch (CEGS)	T. Karydis (TGS)	34.9
1978-	B. Elliot (BGS)	B.C. Peachy (BSHS)	G.A. Webber (CEGS)	M.J. Holmes (GT)	D.S. Verrenkamp (IGS)	37.0
1979-	C. Williams (TSS)	C. Miller (BSHS)	R. Landy (GT)	D. Hamilton (TGS)	R. Kahler (BGS)	34.75
1980-	R.T. Morris (TSS)	D.J. Hamilton (GS)	M. Malouf (GT)	A. Nixon (BSHS)	R. Thiele (BGS)	34.72
1981-	C.V. Tobin (BSHS)	G.R. McKinnon (TSS)	G.W. Stains (TGS)	G.H. Munroe (BGS)	R.D. Clarke (GT)	36.68
1982-	S. Moore (CEGS)	C. Forster (BSHS)	K. Terriss (IGS)	D. Clark (GT)	J. Bennett (BBC)	32.45
1983-	P.W. Burton (BSHS)	C.J. Davies (CEGS)	J.C. Salantri (GT)	M.J. Hutton (IGS)	C.J. Springfellow (TSS)	33.88
1984-	D.A. Drummond (BSHS)	B. Clarke (GT)	D.A. Fielding (TSS)	C.F. Mok (BBC)	N.G. Meade (CEGS)	35.00
1985-	A. Egorov (GT)	J.M. Dean (ACGS)	T.J. Somes (BBC)	J.D. Warat (BGS)	J. Hui (TSS)	34.08
1986-	T. Staunton-Smith (BGS)	T.A. Sayer (TSS)	S.P. Burton (BSHS)	C.R. Watson (IGS)	T.W. Kennedy (NC)	33.41
1987-	S.E. Lewis (BSHS)	A.R. Lawson (BBC)	R.J. Clancy (GT)	B.G. Lawrance (ACGS)	M.J. Kay (NC)	32.58
1988-	D.A. Sheehan (BSHS)	D.J. Downie (BGS)	M. Knobel (TSS)	D.D. Lyons (BBC)	A.G. Cook (GT)	33.64
1989-	B.M. Pitt (BBC)	S.J. Russell (GT)	D.G. McCommack (ACGS)	C.R. Swainson (BSHS)	Y.T. Ee (BGS)	35.34
1990-	R.J. Tuton (GT)	J.A. Baranoff (BGS)	S.D.S. Quarterman (ACGS)	M.G. Ware (IGS)	A.R. Drazek (NC)	33.39
1991-	C.J. Daley (BSHS)		T.A.L. Nicholson (ACGS)	B.G. McMahon (TSS)	F.K. Lam (NC)	33.78
	M.G. Tuton (GT), tie					
1992-	R.D. Harrison (ACGS)	T.M. Smith (TSS)	C.R. Thomas (BGS)	J.M. Carter (GT)	R. Patterson (BSHS)	31.97 @
1993-	S.K.C.Y. Liew (ACGS)	J.S. Vedelago (GT)	D.S. Gooda (NC)	M.D. Thomas (TSS)	K.M. Evans (BSHS)	33.09
1994-	D.J. Moran (BGS)	C.J. Pretsel (NC)	N.O. Kidman (TSS)	R.A. Clarke (BBC)	R.R. Vedelego (GT)	34.26
1995-	J.W. McCourt (NC)	B. Goudlay (TSS)	S.M. Kumza (GT)	J.R. Woodgate (BGS)	N.R. Murphy (ACGS)	33.49
1996-	S. Robson (BSHS)	M. Riley (BGS)	R.B. Norris (ACGS)	B.A. Yates (TSS)	M.R. Macann (GT)	33.37
1997-	D.C. Alien (ACGS)	J.M. Weber (GT)	M.R. Bowd (NC)	D. Manderson (BBC)	B. Reid (TGS)	34.13
1998-	D.A. Pat (NC)	M. Martin (IGS)	N.A. Ferris (GT)	G.T. Carroll (TSS)	K. Fong (ACGS)	32.70
1999-	R.S. O'Neil (ACGS)	R. Chrzescijanski (IGS)	C.D. Sprenger (GT)	A. Hart (BGS)	B.A. Dawson (NC)	33.12
2000-	C.D. Sprenger (GT)	S.A. Clark (NC)	D. Johnston (BSHS)	D.S.C. Cramb (BBC)	T. Cromelin (BGS)	32.23
2001-	D. Brown (BGS)	J.L. Campbell (NC)	B.J. Harvey (GT)	B. Wheldon (ACGS)	T. Moore (TSS)	33.10
2002-	J.B. Tuton (GT)	G. Farquhar (BGS)	T.J. Middlin (BBC)	A. Seeto (TSS)	M.J. Weatherley (ACGS)	32.75
2003-	M. Newman (IGS)	C.R. Holgar (ACGS)	P. King (TGS)	P.R. Devers (NC)	L.P. McLroy (GT)	32.62
2004-	H. Samuela (BSHS)	J.L. DiBella (GT)	J. Dewhurst (BGS)	J.P. Lavery (NC)	J.H. Houghton (BBC)	33.04
2005-	C.J. Griffiths (NC)	A. Spence (IGS)	W. Thompson (TSS)	M. Gilets (BGS)	A.R. Barnett (ACGS)	33.06
2006-	C.T. Lane (NC)	B.J. Edwards (BGS)	G.P. O'Brien (GT)	A. Wood (IGS)	M.D. Jardine (ACGS)	32.97
2007-	S.D. Blakeway (ACGS)	J.A. Saunders (BGS)	B.A. Silao (NC)	A. Buckley (IGS)	L.N. Papa (GT)	33.15
2008-	T. Oi (TSS)	N. Groeneveld (ACGS)	T.K. Beasley (GT)	C.J. Kalas (BGS)	A.S. Prasad (BSHS)	34.30
2009-	J.M. Gilliland (NC)	J.G. Scolaro (IGS)	M.J. Singer (BGS)	C.N. Jones (BSHS)		33.26
				M.E. Pendall (ACGS), tie		
2010 -	C.F. Fasala (IGS)	D.V. Oliver (NC)	J.B. Bailey (BGS)	S. Rasmussen (TSS)	N. Pace (BBC)	33.12
2011 -	L.M. Osbourne (GT)	J.P. Zuill (NC)	R. Brown (ACGS)	G.J. Bell (TSS)	C.J. Wyer (BGS)	33.92
2012-	H. Stubbs (BGS)	PR. McNab (TGS)	A. Cumming (ACGS)	M.N. Nguyen (BSHS)	O.J. Pye (IGS)	32.64
2013-	Z. Stubbly-Cook (ACGS)	C. Parberry (BSHS)	M. Adi (BGS)	R.C. Maskelyne (IGS)	C. Windor (GT)	32.09
2014-	D. Ashcroft (BSHS)	B. Garbutt (BGS)	J.J. Smith (TGS)	F.M. Baildon (TSS)	S.A. Coombes (NC)	32.59
2015-	L.D. Byrne (BBC)	W. Chan (BSHS)	A. Grant (BGS)	J.J. Hardess (TSS)	J. Abeya (ACGS)	34.04

50 Metre Breaststroke: Under 15

Date	First	Second	Third	Fourth	Fifth	Time
1947-	R. Ferguson (CEGS)	G. Newton (BSHS)	D. Meehan (NC)	W. Dunn (TSS)	W.M. Edwards (BGS)	44 2/5
1948-	K.G. Lucas (CEGS)	R. Sheil (TSS)	R. Peachey (NC)	D.F. Pincus (GT)	J. Palmer (TGS)	41 1/5
1949-	G. Waller (CEGS)	G. Dnoprienko (BBC)	K.V. McCarthy (GT)	P. Dunn (BGS)	S. Crouch (TGS)	40 4/5
1950-	H. Colbert (TGS)	S. Norris (BSHS)	G.M. Byth (BBC)	D. McFarlane (CEGS)	R. Jones (BGS)	41 7/10
1952-	D.B. Markey (CEGS)	R. Foreman (BGS)	J.L. Dunn (GT)	D. Palm (BBC)	R. Treffene (NC)	41 3/10
1953-	J. Mocatta (CEGS)	M. Cullinan (GT)	B. Hunt (BBC)	J.R. MacRonal (TSS)	M. Maher (BSHS)	40 8/10
1954-	J. Pincus (GT)	B. Xiddon (NC)	N. Austin (TGS)	R. Maciarlane (CEGS)	G.B. Freeman (TSS)	40 1/2
1955-	B.R. MocaRa (CEGS)	J. Coman (NC)	D. McCarthy (BBC)	J. Cumming (IGS)	J. Priede (TGS)	39
1956-	V. Huxley (TSS)	L. Williams (NC)	A. Arnold (BGS)	D. Murphy (TGS)	I. McNaught (GT)	38 7/10
1957-	E. Richards (GT)	R.J. Dutf (CEGS)	G. Carrick (NC)	P. Ward (TSS)	D.S. Mathers (BGS)	39 3/5
1958-	J.W. Lincoln (CEGS)	R. Stitz (IGS)	J.A. Fingleton (GT)	A.R. Mecklem (BGS)	J.O. Cowlishaw (TSS)	38 2/5
1959-	G. Lawson (BBC)	G. Mountseer (GT)	R. McDonald (CEGS)	S.J. Cowlshaw (TSS)	C. Barker (NC)	37 4/5
1960-	K. Schmidt (BGS)	T.L. Skennar (CEGS)	R.R. Douglas (BBC)	L. Steindl (GT)	G. Akauima (TGS)	39
1961-	P. Martinez (NC)	C. Lyndon (BBC)	S. Mole (BGS)	J. Meyers (TSS)	D. Milburn (GT)	38 1/2
1962-	A. Christenson (TSS)	A. MacLeod (BGS)	H. Bryan (GT)	H. Cool (CEGS)		38 4/5
1963-	G.R. Beeston (BGS)	J.N. Reitano (IGS)	J. Gamsworthy (CEGS)	D. Barker (NC)	M. May (TSS)	28.6
1964-	B.R. Chambers (NC)	R. Gartrell (BSHS)	L.P. Cole (BBC)	W.J. Shields (CEGS)	I.D. Ross (BGS)	38.1
1965-	I. A. Carrick (NC)	R. Lukas (TGS)	A.M. O'Leary (GT)	M. Jolly (BSHS)	S. Ingram (BGS)	38.0
1968-	T.M. Levinge (CEGS)	P.K. Wilson (TSS)	J.S. Henderson (NC)	M. Dutney (BBC)	W.J. Love (BGS)	36.3
1969-	D. Kitchell (BSHS)	R. Rayner (GT)	G. Short (BGS)	G. Ferguson (CEGS)	J. Ferguson (TGS)	36.8
1970-	R. Lacaze (CEGS)	D. Bellamy (BSHS)	R. Stuart (TGS)	H. Spike (GT)	J. White (BBC)	34.9
1971-	P. Stuart (TGS)	R. Mowen (CEGS)	D.E. Robson (BGS)	B. Fitzwalter (GT)	D. Rutherford (BBC)	36.3
1972-	G.B. Boneham (TSS)	M. Hickey (GT)	R.G. Scobie (CEGS)	W. Mill (BSHS)	G. Crammond (NC)	35.0
1973-	J. Cameron (BSHS)	M. Costnsows (CEGS)	P. Hewitt (BGS)	T. Smith (GT)	R. McLellan (BBC)	36.7
1974-	R. Spiro (BGS)	D. James (BSHS)	M. Crouch (GT)	M. Patterson (CEGS)	A. Seawright (TGS)	35.1
1975-	L. Brazier (BGS)	G. Law (NC)	C.D. Seawright (TGS)	D.K. Moffatt (BBC)	K. Logan (BSHS)	35.8
1976-	P. Beardmore (BGS)	J.R. McLeod (BBC)	S.D. Patterson (CEGS)	I.C. Wong (TSS)	S. Healy (NC)	34.1
1977-	G. Maynard (GT)	C.E. Cornish (CEGS)	B.D. Hoskins (BSHS)	C.J. Powell (IGS)	M.T. Pears (TSS)	36.7
1978-	L.W.S. Leech (IGS)	B.D. Hoskins (BSHS)	T. Karydis (TGS)	M.S. Tesch (CEGS)	M. Glanford (BGS)	34.9
1979-	T. Wiltshire (BSHS)	B. Elliot (BGS)	J. Bailey (BBC)	B.R. Goodwin (IGS)	R. Sydes (GT)	35.83
1980-	B.R. Simpson (BSHS)	R. Kahler (BGS)	M. Holmes (GT)	N. Kelly (CEGS)	D. Caesar (TSS)	34.42
1981-	D.J. Hamilton (TGS)	R.T. Morris (TGS)	J.W. Lemberg (BSHS)	M.C. Malouf (GT)	G. Pollard (BBC)	33.77
1982-	G. Goodall (BSHS)	G. McKinnon (TSS)	R. Clarke (GT)	A. Bowld (NC)	A. Hopkins (TGS)	35.18
1983-	S.C. Moore (CEGS)	C.A. Forster (BSHS)	J.A. Bennett (BBC)	K.M. Terriss (IGS)	C. Kirby (NC)	33.18
1984-	C.J. Davies (CEGS)	P.W. Burton (BSHS)	R.J. Bryce (BBC)	A. Sole (GT)	C.R. MeDin (IGS)	33.02
1985-	D.A. Dnummond (BSHS)	D. Fielding (TSS)	R.L. Quinn (GT)	J.M. Fenner (BGS)	R.A. Hamilton (TGS)	33.16
1986-	A. Egorov (GT)	W.W. Friese (IGS)	C.R. Swanson (BSHS)	T.J. Somes (BBC)	J.Y.K. Hui (TSS)	33.12
1987-	T. Staunton-Smith (BGS)	T. Sayer (TSS)	S.R. Burton (BSHS)	D.J. Wadley (GT)	D.D. Zorretto (NC)	31.83
1988-	S.E. Lewis (BSHS)	A.R. Lawson (BBC)	B.G. Lawrance (ACGS)	J.E. Drew (TSS)	M. Kay (NC)	31.34
1989-	J.R. Forster (BSHS)	L.J. Crowley (GT)	S. Jones (TSS)	D.J. Downie (BGS)	T.B. See (ACGS)	33.56
1990-	S.J. Russell (GT)	D.G. McCommack (ACGS)	C.R. Swainson (BSHS)	B.M. Pitt (BBC)	M.E. Stack (NC)	32.84
1991-	S.J. Russell (GT)	J.A. Baranoff (BGS)	S.D.S. Quarterman (ACGS)	M.G. Ware (IGS)	A.P. Drazek (NC)	32.60
1992-	C. Daley (BSHS)	M.G. Tuton (GT)	C.J. Love (ACGS)	B. McMahon (TSS)	L.F. Robetson (BBC)	31.89
					B. Dittmar (NC), tie	
1993-	R.D. Harrison (ACGS)	T.M. Smith (TSS)	L.F. Brown (NC)	C.R. Thomas (BGS)	R.N. Patterson (BSHS)	31.12

50 Metre Breaststroke: Under 15 (Continued)

Date	First	Second	Third	Fourth	Fifth	Time
1994-	S.K.C.Y. Liew (ACGS)	J.S. Vedelego (GT)	K.M. Evans (BSHS)	M.D. Thomas (TSS)	D.S. Gooda (NC)	31.18
1995-	D.J. Moran (BGS)	D.J. Over (ACGS)	C.J. Kennedy (NC)	S. Snelling (TGS)	R.R. Vedelago (GT)	33.22
1996-	B. Gourlay (TSS)	J.W. McCourt (NC)	J. Woodgate (BGS)	J.D. King-Scott (ACGS)	S.M. Kuzma (GT)	32.47
1997-	M. Riley (BGS)	B.A. Yates (TSS)	R.B. Norris (ACGS)	M.R. Macann (GT)	S. Robson (BSHS)	31.24
1998-	D. Allen (ACGS)	B.S. Rickard (NC)	D.C. Manderson (BBC)	A. Clarke (BGS)	J.M. Weber (GT)	32.99
1999-	C.Y. Kong (ACGS)	N.A. Ferris (GT)	D.A. Pat (NC)	G.T. Carroll (TSS)	M. Martin (IGS)	32.45
2000-	R.S. O'Neil (ACGS)	A. Brown (BGS)	T.W.T. Jones (NC)	R. Chrzesciejanski (IGS)	K.V. Jahnek (GT)	31.91
2001-	C.D. Sprenger (GT)	L.H.M. Lyons (BBC)	S.J.M. Clark (NC)	L. Gotzke (IGS)	W. Clewett (TGS)	30.88 @
2002-	D. Brown (BGS)	J.L. Campbell (NC)	R.I. Russell (GT)	T. Moore (TSS)	G. Connors (IGS)	31.12
2003-	J.B. Tuton (GT)	G. Farquhar (BGS)	T.J. Middlin (BBC)	T. Evans (BSHS)	A.A. Seeto (TSS)	31.85
2004-	C.R. Holgar (ACGS)	J. Hoek (IGS)	P. King (TGS)	P.R. Devers (NC)	N.C. Dent (BBC)	31.48
2005-	H. Samuela (BSHS)	J.L. DiBella (GT)	J. Dewhurst (BGS)	L. Farmer (IGS)	M.A. Kempin (NC)	32.06
2006-	C.J. Griffiths (NC)	A. Spence (IGS)	W. Thompson (TSS)	M.T. Giles (BGS)	J.R. Cornish (GT)	32.50
2007-	B.J. Edwards (BGS)	C.T. Lane (NC)	G.P. O'Brien (GT)	L.L. Allan (BBC)	M.D. Jardine (ACGS)	32.22
2008-	S. Blakeway (ACGS)	A. Cois (BGS)	A.M. Buckley (IGS)	B.A. Silao (NC)	T. Clarke (TSS)	31.80
2009-	A. Digby (TSS)	E. Low (NC)	S.J. Greene (ACGS)	H. Hawker (TGS)	D.G. Edwards (BGS)	32.66
2010 -	J. Gilliland (NC)	J.G. Scolaro (IGS)	B.M. Willoughby (TSS)	M. E. Pendall (ACGS)	M. J. Singer (BGS)	31.38
2011-	J.F. O'Hanlon (NC)	L.M. Roberts (IGS)	L. Bourne (TSS)	J.B. Bailey (BGS)	N.T. Pace (BBC)	31.29
2012-	G.J. Bell (TSS)	J. Zuill (GT)	A.E. Gibson (TGS)	A. W. Gough (BSHS)	C. Wyer (BGS)	32.36
2013-	L. Townsend (GT)	H. Stubbs (BGS)	B.J. Oates (TGS)	M. Ng (BSHS)	J. Donovan (NC)	32.12
2014-	Z. Stubblety-Cook (ACGS)	C. Parberry (BSHS)	R.C. Maskelyne (IGS)	M. Adi (BGS)	D. Bell (GT)	31.36
2015-	D.Ashcroft (BSHS)	J. Smith (TGS)	B. Garbutt (BGS)	J. Busch (IGS)	F.M. Baldon (TSS)	34.24

50 Metre Breaststroke: Under 16

Date	First	Second	Third	Fourth	Fifth	Time
1937-	P. Marsh (BSHS)	T. Bums (NC)	J. Mcintyre (TGS)	B. Bruce-Smith (CEGS)	L. Tedford (BBC)	43
1938-	No Competition					
1939-	T.J. Cottee (CEGS)	D. Brown (BSHS)	K.A. Stevens (TGS)	G.M. Darcy (GT)	W. Bowden (BGS)	41 3/5
1940-	D. Brown (BSHS)	M. Emerson (CEGS)	K.A. Stevens (TGS)	A. Kelly (NC)	K.P. Astill (GT)	40 2/5
1941-	P. Stumm (CEGS)	J. Fletcher (BGS)	E.W. Munro (BBC)	G.M. D'Arcy (GT)	A. Kelly (NC)	40 3/5
1942-	No Competition					
1943-	N.E. Parker (CEGS)	R. Moynihan (BSHS)	W. Derod (BBC)	B. Cahill (NC)	J. Murtha (GT)	40 2/5
1944-	J.D. Allanson (CEGS)	I.D. Brown (BGS)	P. Shaw (BBC)	J. Spiers (BSHS)	A. Clark (GT)	38 2/5
1945-	J.A. Baldwin (CEGS)	J.S. Mackay (BGS)	R. Colbert (TGS)	K.T. Spillane (GT)	J. Mackie (NC)	39 3/5
1947-	J.R. Boast (BGS)	R.B. Baldwin (GT)	K. Free (CEGS)	T. Ellis (NC)		40 1/5
				J. Dowrie (BSHS) tie		
1948-	J.E. Cooley (BGS)	A.A. Paul (CEGS)	R. Ryland (TGS)	W. Dunn (BSHS)	P.A. Wadley (GT)	39
1950-	K.G. Waller (CEGS)	G. McKelvie (BBC)	D. Kenway (GT)	P. Dunn (BGS)	R. McMillen (NC)	37 9/10
1952-	W. Arnold (CEGS)	T.C. Cullinan (GT)	A. Davies (NC)	D.C. Street (BBC)	J. Howden (BGS)	37 6/10
1953-	R.E. Foreman (BGS)	M. Hansen (CEGS)	J. Dunn (GT)	R. Treffene (NC)	W. Arnold (BSHS)	39 9/10
1954-	J. Mocatto (CEGS)	R. Marshall (IGS)	M. Maher (BSHS)	D. Owens (GT)	J.R. McRonald (TSS)	40 3/5
1955-	R.B. Mocatto (CEGS)	P. Pincus (GT)	N. Austen (TGS)	B. Widdon (NC)	R.I. Suggit (BGS)	38 2/5
1956-	B.R. MocaRa (CEGS)	J. Priebe (TGS)	J. Coman (NC)	P. Haren (GT)	B. Richardin (IGS)	38 2/5
1957-	L. Williams (NC)	D. Murphy (TGS)	V.K. Huxley (TSS)	A. Arnold (BGS)	R. Hunt (IGS)	37 4/5
1958-	P.H. Crowe (GT)	D.K. McDonald	G. Carrick (NC)	- Nurcombe (BGS)	A. Leipnik (IGS)	38 7/10
1959-	J. Lincoln (CEGS)	R. Stitz (IGS)	R. White (BGS)	A. McNaught (GT)	B. Sullivan (NC)	38 2/5
1960-	G. Mountseer (GT)	D.W.J. Glen (CEGS)	G.E. Lawson (BBC)	J. Cowlishaw (TSS)	K. Mackay (IGS)	36 1/2
1961-	L. Steindl (GT)	T. Maher (BSHS)	J. Geddes (TSS)	T. Skennar (CEGS)	K. Schmidt (BGS)	37 4/10
1962-	C. Lyndon (BBC)	D. Milburn (GT)	R. Martinez (NC)	H. Robertson (TSS)	L.S. Cichero (BGS)	37 3/10
1963-	A. Christensen (TSS)	J.M. Covacevich (BGS)	H. Bnyan (GT)	M. Emery (NC)	M. Newell (BBC)	37.8
1964-	G.R. Beeston (BGS)	J.R. Gamsworthy (CEGS)	D.A. Barker (NC)	J.N. Reitano (IGS)	R. Burrow (TSS)	37.4
1965-	P.A. Dixon (CEGS)	R. Gray (BGS)	I. Carfrae (BSHS)	L.P. Cole (BBC)	B. Drury (IGS)	37.6
1968-	D.G. BlackeK (BBC)	N. Proctor (GT)	K.J. Skipper (IGS)	P. Manfield (BSHS)	B.V. Clarke (NC)	35.1
1969-	P. Wilson (TSS)	J. Henderson (NC)	N. Dutney (BBC)	P. Watts (BGS)	W. Frost (BSHS)	36.6
1970-	D. Mitchell (BSHS)	J. Ferguson (TGS)	G. Freeman (CEGS)	R. Rayner (GT)	G. Short (BGS)	35.2
1971-	G.R. Freeman (CEGS)	M. Anderson (NC)	D. Bellamy (BSHS)	N. Spike (GT)	R. Barday (BBC)	35.5
1972-	B. Fitzwalter (BGS)	A. Rogers (GT)	P.W. Stuart (TGS)	J.R. McNamara (CEGS)	J.R. Twentyman (TSS)	35.7
1973-	G. Boneham (TSS)	M. Hickey (GT)	D. Rose (BSHS)	G. Brazier (BGS)	B. Scobie (CEGS)	33.9
1974-	J. Cameron (BSHS)	P. Hewitt (BGS)	A. MacMillan (CEGS)	R. McLellan (BBC)	M. Keily (NC)	36.1
1975-	P. Spiro (BGS)	S. Harfis (BSHS)	T. Smith (GT)	M. Patterson (CEGS)	A. Tonakie (NC)	34.2
1976-	L. Brazier (BGS)	D.K. Moffatt (BBC)	A.D. Middlin (CEGS)	T.D. Avery (TSS)	G. Law (NC)	35.2
1977-	L. Young (TSS)	P. Beardmore (BGS)	J.T. McNamara (BSHS)	S.F. Healy (NC)	S.F. Patterson (CEGS)	34.3
1978-	J.D. Peters (BSHS)	M. Elmer (BGS)	N.E. Bailey (BBC)	C.E. Cornish (CEGS)	R. Fogarty (GT)	35.07
1979-	L. Leech (IGS)	B. Hoskins (BSHS)	R. Stephens (TSS)	C. Price (GT)	P. Smith (BGS)	33.33
1980-	C.S. Williams (BSHS)	J.N. Bailey (BBC)	G.A. Webber (CEGS)	J. Leutenegger (GT)	B.R. Goodwin (IGS)	33.87
1981-	B.R. Simpson (BSHS)	N. Kelly (CEGS)	P.W. Landy (GT)	R.J. Kahler (BGS)	A.R. Baker (TSS)	32.79
1982-	D. Hamilton (TGS)	J. Lemberg (BSHS)	M. Malouf (GT)	R. Theile (BGS)	C. Biue (CEGS)	33.16
1983-	C.V. Tobin (BSHS)	G.R. McKinnon (TSS)	J.N. Gibbons (GT)	A. Bowlder (NC)	G.H. Monro (BGS)	33.36
1984-	S.C. Moore (CEGS)	J.A. Bennett (BBC)	C.A. Forster (BSHS)	I.D. Swinton (BGS)	C.H. Kirby (NC)	32.92
1985-	P.W. Burton (BSHS)	R.J. Bryce (BBC)	A.D. Stains (TGS)	M.J. Hutton (IGS)	B.C. Clarke (GT)	32.43
1986-	D.A. Drummond (BSHS)	R.L. Quinn (GT)	R.A. Hamilton (TGS)	D.A. Fielding (TSS)	J.M. Fenner (BGS)	33.46
1987-	A. Egorov (GT)	W.W. Friese (IGS)	C.R. Swanson (BSHS)	T.J. Somes (BBC)	S.J. Conaghan (NC)	32.35
1988-	T. Staunton-Smith (BGS)	D.J. Wadley (GT)	T.A. Sayer (TSS)	C. Watson (IGS)	S.R. Burton (BSHS)	31.11
1989-	S.E. Lewis (BSHS)	A.R. Lawson (BBC)	C.J. Mcinemy (GT)	M.J. Kay (NC)	M. Amor (TSS)	30.74
1990-	D.A. Sheehan (BSHS)	D.C. Hickey (NC)	D.J. Downie (BGS)	L.J. Crowley (GT)	T.B. See (ACGS)	31.23
1991-	M.S. Stack (NC)	J.D. Griffith (ACGS)	C.R. Swainson (BSHS)	B. Pitt (BBC)	T.C. Nixon (BGS)	33.22
1992-	M.R. Chappel (GT)	J.A. Baranoff (BGS)	S.D.S. Quarterman (ACGS)	J.L. Dunwoody (TSS)	C.M. Dixon (TGS)	32.13
1993-	T.A.L. Nicholson (ACGS)	M.G. Tuton (GT)	C.J. Daley (BSHS)	D.N. Faint (NC)	D.H. Kerlin (BGS)	31.23
1994-	R.D. Harnson (ACGS)	T.M. Smith (BGS)	M.A. Hunter (NC)	J.M. Carter (GT)	A.M. Craven (BBC)	30.55
1995-	S.K.C.Y. Liew (ACGS)	P. Woodbridge (BSHS)	H.J.H. Jackson (BBC)	D. Ford (IGS)	D. O'Hare (TGS)	30.8
1996-	D. Moran (BGS)	S. Snelling (TGS)	C.J. Kennedy (NC)	D.J. Over (ACGS)	R.A. Clarke (BBC)	31.76
1997-	B. Gourlay (TSS)	J.W. McCourt (NC)	B. Hanson (BBC)	D.J. Chin (GT)	J. Woodgate (BGS)	31.83
1998-	M.E. Riley (BGS)	B. Mateja (IGS)	M.A. Daley (NC)	R. Norris (ACGS)	B.A. Yates (TSS)	30.29 @
1999-	B.S. Rickard (NC)	D.C.M. Allen (ACGS)	A. Clarke (BGS)	D.C. Manderson (BBC)	S. McElroy (BSHS)	31.60
2000-	G. Carroll (TSS)	N.A. Ferris (GT)	P. Alyuz (BSHS)	D.A. Pat (NC)	Chun-Yu Kong (ACGS)	31.68
2001-	R. O'Neil (ACGS)	A. Brown (BGS)	T.W.T. Jones (NC)	C.T. Sprenger (GT)	C. Tickle (TSS)	30.52
2002-	C.D. Sprenger (GT)	W.G. Clewett (TGS)	S.A. Clarke (NC)	D. Johnston (BSHS)	S. Higginbotham (TSS)	30.43
2003-	D. Brown (BGS)	J.L. Campbell (NC)	R.I. Russell (GT)	M.O. Roe (TSS)	D.Y. McGregor (ACGS)	30.80
2004-	G. Farquhar (BGS)	J.B. Tuton (GT)	A. Seeto (TSS)	T. Evans (BSHS)	S.J. Holz (ACGS)	31.08
2005-	C.R. Holgar (ACGS)	P. King (TGS)	N.C. Dent (BBC)	A. Grilanc (IGS)	P.R. Devers (NC)	31.26
2006-	C. Fox (TSS)	J.A. Dewhurst (BGS)	H. Samuela (BSHS)	J.L. DiBella (GT)	L. Farmer (IGS)	30.87
2007-	C.J. Griffiths (NC)	W. Thomson (TSS)	A. Spence (IGS)	J.R. Cornish (GT)	M.T. Giles (BGS)	31.47
2008-	N. Pregelj (TSS)	G. P. O'Brien (GT)	C.T. Lane (NC)	M.J. Evans (BGS)	L.Allan (BBC)	31.94

50 Metre Breaststroke: Under 16 (Continued)

Date	First	Second	Third	Fourth	Fifth	Time
2009-	A. Cois (BGS)	B.J. Grabbe-Clare-Nazer (NC)	J. Pershouse (BBC)	A.M. Buckley (IGS)	T. Clarke (TSS)	31.23
2010-	S.J. Greene (BGS)	E. Low (NC)	T. James (BBC)	H. R. Hawker (TGS)	K. Thomson (TSS)	31.38
2011 -	J.M. Gilliland (NC)	M.E. Pendall (ACGS)	J.G. Scolaro (IGS)	B.M. Willoughby (TSS)	P.R. Brittain (TGS)	30.84
2012-	D.V. Oliver (NC)	L. Bourne (TSS)	L.M. Roberts (IGS)	R. Brown (ACGS)	N. Pace (BBC)	32.20
2013-	L. Osborne (GT)	G.J. Bell (TSS)	A.E. Gibson (TGS)	H. Craw (BGS)	D.L. Busch (IGS)	30.55
2014-	L. Townsend (GT)	C.J. van der Laan (TSS)	H. Stubbs (BGS)	J. Camp (ACGS)	P.R. McNab (TGS)	31.88
2015-	Z. Stubblety-Cook (ACGS)	C. Parberry (BSHS)	R.C. Maskelyne (IGS)	M.J. Patullo J. Camp (BBC)	M.H. Adi (BGS)	30.66

100 Metre Breaststroke: Open

Date	First	Second	Third	Fourth	Fifth	Time
1947-	J.B. Betts (BGS)	J.R. Baldwin (CEGS)	J. Dunn (TSS)	A.F. Clark (GT)	P. Capper (TGS)	1:27.9/10
1948-	J.R. Baldwin (CEGS)	J. Dunn (BSHS)	R. Colbert (TGS)	R.B. Baldwin (GT)	W.H. Cadzow (BGS)	1:25.1/10
1949-	R. Lehane (CEGS)	J. Cooley (BGS)	W. Dunn (BSHS)	P.F. Wadley (GT)	F. Carroll (NC)	1:27.9/10
1950-	J.E. Cooley (BGS)	R. Lehane (CEGS)	F. Carroll (NC)	W. Thomson (BBC)	D.F. Pincus (GT)	1.22
1952-	C. Whitehouse (CEGS)	J. Hyypa (NC)	D.C. Kenway (GT)	R. Jackson (IGS)	G. Gibson (BGS)	1:25.3/10
1953-	W. Arnold (CEGS)	J. Hyypa (NC)	D. Street (BBC)	C. King (BGS)	G. Sheil (TSS)	1:23.8/10
1954-	R. Traffene (NC)	R. Kalaf (BSHS)	M. Hansen (CEGS)	J. Dunn (GT)	R.E. Foreman (BGS)	1:24.3/10
1955-	J.H. Mocatta (CEGS)	J. Bergan (GT)	R.E. Foreman (BGS)	R. Marshall (IGS)	W. Knowles (BSHS)	1:26.9/10
1956-	J.H. Mocatta (CEGS)	R. Murray (GT)	J. Watson (NC)	R. Marshall (IGS)	R. Lawson (BBC)	1:20.4/5
1957-	B.R. Mocatta (CEGS)	J. Watson (NC)	R. Murray (GT)	B. Richardson (IGS)	A.J. Nali (BGS)	1:19.7/10
1958-	R.W. Noble (CEGS)	P. Williams (BBC)	P.W. Haren (GT)	V.K. Huxley (TSS)	A.J. Nall (BGS)	1:24.2/5
1959-	M. O'Donoghue (NC)	E. Richards (GT)	P. Nurcombe (BGS)	P. Goldsmith (BSHS)	V. Huxley (TSS)	1:24.1/5
1960-	M. O'Donoghue (NC)	J.B. Nolan (CEGS)	R. Nurcombe (BGS)	A. McNaught (GT)	V.K. Huxley (TSS)	1:19.4/5
1961-	D. Gien (CEGS)	J. Evie (BGS)	J. Duncombe (NC)	J. Cowlishaw (TSS)	H. McArthur (TGS)	1:23.6/10
1962-	L. Steindl (GT)	D.W.J. Glen (CEGS)	B. Sullivan (NC)	P. Feldbusch (BBC)	T. Mather (BSHS)	1:22.3/5
1963-	C. Lyndon (BBC)	L. Steindl (GT)	J. Geddes (TSS)	T. Maher (BSHS)	R.J. Trevethan (CEGS)	1:19.9
1964-	J.A. Brook (CEGS)	R. McDonald (TGS)	R. Linton (BSHS)	R.M. Smith (GT)	F.G. Swanson (NC)	1:25.2
1965-	J.M. O'Leary (GT)	J. Reitano (IGS)	P. Gartrell (BSHS)	D.A. Barker (NC)	J.A. Brook (CEGS)	1:22.6
1968-	G.J. Reid (BGS)	R. Lukas (TGS)	A.E. Logan (CEGS)	K. Simpkins (BSHS)	J. Quinn (GT)	1:20.0
1969-	D.G. Blackett (BBC)	N. Proctor (GT)	J. Watt (CEGS)	K. Simpkins (BSHS)	K. Slipper (IGS)	75.5
1970-	N. Proctor (GT)	J. Henderson (NC)	P. Wilson (TSS)	K. Slipper (IGS)	W. Frost (BSHS)	77.4
1971-	J. Ferguson (IGS)	P.A. Lacaze (CEGS)	R. Rayner (GT)	G.J. Short (BGS)	G.S. Willmott (TSS)	77.3
1972-	D.J. Wilson (CEGS)	N.W. Martin (BGS)	S.S.B. Willmott (TSS)	M. Henderson (NC)	N. Spike (GT)	73.9
1973-	D. Wilson (CEGS)	M. Faller (IGS)	C. Jones (GT)	D. Paratz (BGS)	G. Crammond (NC)	73.2
1974-	G. Boneham (TSS)	M. Hickey (GT)	P. James (BSHS)	M. Castrisos (CEGS)	I. Lea (TGS)	73.6
1975-	C. Fullagar (BSHS)	M. Castisos (CEGS)	M. Crouch (GT)	A. Maclean (BGS)	A. Seawright (TGS)	1:21.4
1976-	P. Spiro (BGS)	S.J. Beioley (BSHS)	C.D. Seawright (TGS)	A.R. McMillan (CEGS)	T. Smith (GT)	71.8
1977-	C.D. Seawright (TGS)	G.A. Byram (CEGS)	T.D. Avery (TSS)	L. Brazier (BGS)	M.W. Scanlan (BSHS)	76.2
1978-	P. Beardmore (BGS)	G.A. Breakwell (BSHS)	D.K. Moffatt (BBC)	T. Gibbons (GT)	J.J. Poliard (TSS)	1:15.8
1979-	A.L. Haines (IGS)	N. Bailey (BBC)	N. Elmer (BGS)	G. Breakwell (BSHS)	R. Fogarty (GT)	1:11.40
1980-	L.W. Leech (IGS)	T.R. Wiltshire (BSHS)	M. Elmer (BGS)	T. Karydis (TGS)	C. Price (GT)	1:11.94
1981-	B.J. Spencer (BSHS)	J.N. Bailey (BBC)	G.K. Moreton (BGS)	R.J. Hartley (TGS)	A.M. MacLachlan (TSS)	70.77
1982-	B. Simpson (BSHS)	P. Rosengren (GT)	B. Pascoe (TGS)	L. Doorackers (IGS)	I. Browne (TSS)	1:09.35
1983-	J.W. Lemberg (BSHS)	A.M. Browning (CEGS)	D.D. Strachan (BBC)	M.C. Malouf (GT)	H.M. Dignan (BGS)	1:12.46
1984-	C.V. Tobin (BSHS)	D.D.W. Strachan (BBC)	R. Clarke (GT)	M.W. Blackwell (CEGS)	G.R. McKinnon (TSS)	1:15.31
1985-	C.J. Davies (ACGS)	J.A. Bennett (BBC)	M.J. Fludder (GT)	C.A. Forster (BSHS)	G. Rogers (TSS)	1:11.60
1986-	R.J.S. Bryce (BBC)	P.W. Burton (BSHS)	M.J. Hutton (IGS)	P.K. Murray (NC)	N.P. Hobart (TSS)	1:10.23
1987-	R.J.S. Bryce (BBC)	D. Fielding (TSS)	J.M. Fenner (BGS)	P.L. Quinn (GT)	B.V. Clarke (TGS)	1:08.24
1988-	A. Egorov (GT)	W.W. Friese (GT)	J.M. Fenner (BGS)	S. Conaghan (NC)	D.J. Maclean (BBC)	1:11.17
1989-	T. Staunton-Smith (BGS)	T. Sayer (TSS)	D.J. Wadley (GT)	C.R. Watson (IGS)	S.G. Myers (BBC)	1:07.94
1990-	S.E. Lewis (BSHS)	N.J. Rollason (GT)	M. Hobson (TGS)	M.J. Kay (NC)	A.R. Lawson (BBC)	1:04.52
1991-	N.J. Rollason (GT)	J.R. Forster (BSHS)	R.K. Johansen (IGS)	D.J. Downie (BGS)	D.C. Hickey (NC)	1:09.41
1992-	R.J. Tuton (GT)	J.D. Griffiths (ACGS)	T.A. Goward (BBC)	C. Swainson (BSHS)	M. Stack (NC)	1:09.26
1993-	M.R. Chappel (GT)	C.J. Love (ACGS)	M.S. Stack (NC)	S.R. Metcalfe (BBC)	C.R. Swainson (BSHS)	1:09.74
1994-	H.E.A. Flouch (NC)	M.G. Tuton (GT)	C.J. Love (ACGS)	C.J. Daley (BSHS)	C.R. Thomas (BGS)	1:06.90
1995-	J.M. Winter (GT)	R.D. Harrison (ACGS)	H.E.A. Flouch (NC)	C.R. Thomas (BGS)	M.D. Thomas (TSS)	1:05.06
1996-	J.M. Winter (GT)	R.D. Harrison (ACGS)	D. Ford (IGS)	J.G. Bujang (NC)	R. Woodbridge (BSHS)	1:04.72
1997-	D.J. Over (ACGS)	S. Snelling (TGS)	D. Moran (BGS)	C.J. Kennedy (NC)	D. Wilson (IGS)	1:08.67
1998-	J.W. McCourt (NC)	B. Gourlay (TSS)	D.J. Chinn (GT)	R. McDonald (BSHS)	R. Riley (BGS)	1:07.87
1999-	M. Riley (BGS)	B. Mateja (IGS)	R.J. Gordon (TSS)	M.E. Smith (NC)	R.B. Norris (ACGS)	1:03.94
2000-	B.S. Rickard (NC)	A. Clarke (BGS)	R. Gordon (TSS)	D.C.M. Allen (ACGS)	D.C. Manderson (BBC)	1:07.21
2001-	S. Brodie (NC)	D. Allen (ACGS)	P. Alyuz (BSHS)	R. Chrzescijanski (IGS)	N.A. Ferris (GT)	1:06.87
2002-	S. Brodie (NC)	R.S. O'Neil (ACGS)	A. Brown (BGS)	J. Ledgerwood (TSS)	D.M. De Luca (GT)	1:08.35
2003-	C.D. Sprenger (GT)	W. Clewett (TGS)	D. Johnston (BSHS)	T.R. Collins (TSS)	L. Gotke (IGS)	1:02.82 @
2004-	L.J. Wardley (TSS)	J.L. Campbell (NC)	M. Newman (IGS)	D. Brown (BGS)	M.J. Weatherley (ACGS)	1:07.82
2005-	G. Farquhar (BGS)	J.B. Tuton (GT)	M. Newman (IGS)	T. Evans (BSHS)	M. Ireland (TSS)	1:03.36
2006-	M. Newman (IGS)	M. Ireland (TSS)	C.R. Holgar (ACGS)	P.G. King (TGS)	T. Evans (BSHS)	1:07.14
2007-	J.L. DiBella (GT)	J.A. Dewhurst (BGS)	C. Fox (TSS)	J.P. Lavery (NC)	J.R. Achilles (ACGS)	1:06.34
2008-	A.L. Cois (BGS)	J. Achilles (ACGS)	L. Wood (TSS)	C.S. Silao (NC)	J.R. Cornish (GT)	1:08.79
2009-	B. Sykes (NC)	S.D. Blakeway (ACGS)	N. Pregelj (TSS)	M.J. Evans (BGS)	L.L. Allan (BBC)	1:07.40
2010-	B. Sykes (NC)	S.D. Blakeway (ACGS)	A. Cois (BGS)	T. Clarke (TSS)	A. M. Buckley (IGS)	1:06.65
2011-	B. Skyes (NC)	D.J. Brown (ACGS)	S.J. Greene (BGS)	T.B. James (BBC)	S.A. Green (TGS)	1:06.77
2012-	J.K. Mathews (NC)	M. Pendall (ACGS)	P.R. Brittain (TGS)	B.M. Willoughby (TSS)	S. Greene (BGS)	1:08.43
2013-	L.M. Colquhoun (TSS)	J. Zulli (GT)	R. Brown (ACGS)	L.M. Roberts (IGS)	N.T. Pace (BBC)	1:08.59
2014-	G.J. Bell (TSS)	L. Neill (GT)	C.R. Lewis (NC)	A.E. Gibson (TGS)	H. Craw (BGS)	1:05.96
2015-	G.J. Bell (TSS)	M. Ng (BSHS)	A. Gibson (TGS)	L. Townsend (GT)	A. Cumming (ACGS)	1:05.49

50 Metre Butterfly: Under 13

Date	First	Second	Third	Fourth	Fifth	Time
1971-	A. Wilson (BGS)	R.H. McCowan (CEGS)	S. Crocker (BBC)	M. Crouch (GT)	A. Palm (NC)	32.7
1972-	R. Spiro (BGS)	W. Wakefield (BSHS)	B.T. Donovan (CEGS)	A. VandeVelde (GT)	P.J. McLeod (BBC)	31.4
1973-	J. Perkins (BGS)	S. Haberman (CEGS)	M.J. Spurner (IGS)	S. Davies (BBC)	R. Logan (BSHS)	32.00
1974-	S. Haberman (CEGS)	I. Ven Haeringen (BSHS)	T. McCawley (GT)	W. O'Leary (NC)	C. Wyllie (BGS)	32.9
1975-	S. Moffatt (BBC)	D. Pullinger (TSS)	R. Morrison (GT)	G. Beikoff (BGS)	C. Cornish (CEGS)	32.8
1976-	S.J. Moffatt (BBC)	R. VanderZant (BSHS)	A. Sambrook (BGS)	L. Muir (TSS)	L.W.S. Leich (IGS)	32.2
1977-	J.W. Ardon (IGS)	L.C. Muir (TSS)	M. Xavier (BGS)	A.K. Noyes (BSHS)	T. Dodson (GT)	32.1
1978-	B.D. Summerville (IGS)	R. Cope (BGS)	P.L. Down (BSHS)	B. Mulvihill (GT)	S.P. Gray (NC)	32.9
1979-	J. Sieben (BSHS)	R. McDonald (GT)	B.J. Kane (TSS)	B. McCarthy (BGS)	M.A. Freeman (CEGS)	31.59
1980-	R.S. Leighton (TSS)	G. Edwards (BSHS)	G. Hepple (TGS)	G. Boevink (NC)	B.J. Macdonald (IGS)	33.54
1981-	M. Mastromichele (BSHS)	A.J. Kruth (BGS)	P.R. Burnie (TGS)	A.C. Scott (TSS)	X.F. Clarke (GT)	30.47
1982-	J. Ives-Plunkett (BSHS)	R. Pym (BGS)	T. Young (IGS)	C. Davies (TGS)	C. Finlay (BBC)	30.37
1983-	D.W. King-Christopher (TSS)	C.A. Logan (BSHS)	M.T. Lee (CEGS)	J.W. Fredencks (GT)	A.B.J. Scriven (BGS)	28.61

50 Metre Butterfly: Under 13 (Continued)

Date	First	Second	Third	Fourth	Fifth	Time
1984-	A.J. Baildon (TSS)	A.J. Lobie (BSHS)	A.W. Bale (BGS)	F.H. Bentley (BBC)	C.R. Ford (TGS)	29.74
1985-	A.J. Weston (ACGS)	P.T. Clancy (GT)	S.P. Burton (BSHS)	E.J. Nunn (IGS)	L. Maguire (NC)	30.69
1986-	P.T. Clancy (GT)	S.E. Lewis (BSHS)	K.J. Perkins (BBC)	A.W. Nichoisen (ACGS)	J.D. O'Neill (BGS)	30.33
1987-	D.A. Sheehan (BSHS)	M. Williams (TSS)	J.M. Lee (GT)	G.J. Taylor (ACGS)	D.J. Downie (BGS)	31.45
1988-	B.F. Martin (ACGS)	A. Dickson (NC)	M. Logan (BGS)	M.J. Stewart (GT)	P.K. Crump (GT)	32.63
1989-	B.O. Nothling (ACGS)	P.J. Gibson (GT)	R.S. Ch'ng (BSHS)	S.J. Hewett (BGS)	B.C. Barnes (TSS)	30.16
1990-	D.J. Boxall (BSHS)	J.R. English (BBC)	M.J. Gordon (GT)	C. Bradshaw (TGS)	K.J. Hanna (IGS)	30.20
1991-	J. English (BBC)	S.M. Nothling (BGS)	J.P. Hoolveld (GT)	T.M. Smith (TSS)	S.K.C.Y. Liew (ACGS)	29.52
1992-	D.J. Holcombe (BSHS)	S. Kennedy (NC)	M.G. Sara (BBC)	C.J. Atkinson (TSS)	S.L. Rothman (BGS)	30.53
1993-	B.J. Andersen (NC)	D.L. Scutt (GT)	A.J. Harvey (BGS)	R. Cadd (IGS)	T. Unsworth-Smith (BBC)	30.04
1994-	T.A. VanVeen (BBC)	J.W. McCourt (NC)	M. Nowland (IGS)	B.M. Sprenger (GT)	B.J. Gourlay (TSS)	29.92
1995-	H. Leung (ACGS)	A.D. Timms (NC)	C.A. Besley (BBC)	M. Robinson (IGS)	S.T. Stewart (BGS)	28.89
1996-	A. Turner (TGS)	L.C. McBean (TSS)	M.R. Bowd (NC)	P.D. Rogers (BBC)	A. Hatton-Young (BGS)	29.61
1997-	D.J. Campbell (NC)	N.A. Ferris (GT)	A. Leeder (TGS)	A. Woodgate (BGS)	Z. She (IGS)	29.78
1998-	A.A. Dawson (NC)	S.B. Thomas (BBC)	H. Kikkawa (BGS)	J. Bovill (TGS)	S.J. Morton (GT)	29.93
1999-	G.A. Sparrow (TSS)	L.H.M. Lyons (BBC)	A. Dickey (TGS)	J.J. McGregor (ACGS)	W. Sellars (BGS)	29.28
2000-	J. Young (BGS)	M. Roe (IGS)	T.R. Jones (NC)	T.M. O'Shea (GT)	A.R. Carlton (BBC)	30.23
2001-	C. Young (BGS)	A.R. Carlton (BBC)	J.B. Tuton (GT)	D.E. Murphy (NC)	S. Clyde (TGS)	30.36
2002-	M. Rudolph (IGS)	A. Miller (BGS)	N. Whitburn (BSHS)	B.J. Donaldson (NC)	C. Close (ACGS)	29.78
2003-	J.R. Bruton (TSS)	M.J. Gregory (BBC)	J. Kibby (IGS)	A. Douglas (BGS)	D.J. Hansen (GT)	28.51 @
2004-	X. Crawford (TSS)	K.M. Tumata (NC)	J.S. Houghton (ACGS)	J.R. Cornish (GT)	T. Carlie (BSHS)	29.22
2005-	W.T. McGahan (GT)	C.T. Lane (NC)	N. McKendry (BGS)	M. Roettler (IGS)	M.D. Jardine (ACGS)	30.03
2006-	C. Fedrick (IGS)	L.G. Bailey (BGS)	H. Dolan (TSS)	A.G. Williams (ACGS)	S.M. O'Neill (GT)	30.14
2007-	Z. Featherstone (TSS)	L.A. McLean (ACGS)	H. Strathdee (IGS)	A. Prasad (BSHS)	H.J. Coburn (GT)	30.01
2008-	A. Pace (BBC)	A. Press (TSS)	M.D. Zammit (IGS)	J.A. McLoughlin (NC)	L.J. L. McMahon (GT)	29.60
2009-	K. Arcangeli (BGS)	P. Pavlides (BBC)	T.W. Peabody (ACGS)	C.K. Magnay (NC)	B.A. Ashcroft (BSHS)	30.29
2010-	B. T. Lawson (TSS)	C.K. Magnay (NC)	L. M. Osbourne (GT)	J. P. McFerran (IGS)	E. J. McCorley (BGS)	29.57
2011-	N.J. Ebzery (BGS)	M.S. Statham (TSS)	B.S. Paties (BBC)	R.A. Kelly (GT)	M.B. Head (BSHS)	30.51
2012-	C.J. Parbery (BSHS)	J.W. Ford (IGS)	J.B. Herbert (NC)	B.J. Poon (TGS)	Z. Stubbly-Cook (ACGS)	29.53
2013-	B.M. Carlyon (BBC)	L. Gough (BSHS)	J. Prosser (NC)	J. Lee (IGS)	F.J. Stewart (TGS)	28.84
2014-	L.D. Byrne (BBC)	K.R. Welfare (IGS)	M. Jones (BGS)	H. Cotter (NC)	J. Taylor (ACGS)	29.05
2015-	A. Zhu (BBC)	K.L. Skippy (BBC)	T. Crossley (BGS)	T. Duke (BSHS)	H. McKeering (GT)	28.68

50 Metre Butterfly: Under 14

Date	First	Second	Third	Fourth	Fifth	Time
1964-	R.H. Fry (CEGS)	C.B. Handy (GT)	A.W. Marcovich (NC)	D.M. Rylance (BBC)	C.B. Stitz (IGS)	34.5
1965-	G.J. Brough (TSS)	A.W. Clark (GT)	G. Short (BGS)	A.A. Hogue (CEGS)	G.P. Cameron (NC)	32.5
1968-	D.J. Unwin (CEGS)	K. Lascelles (BSHS)	G.R. Langdon (BBC)	R. Arundell (BGS)	R. Graham (TSS)	34.7
1969-	N. Martin (BGS)	D. Bellamy (BSHS)	D. Unwin (CEGS)	S. Masinello (NC)	M. Fitzwalter (GT)	31.6
1970-	R. Mowen (NC)	B. Fitzwalter (GT)	L. Miller (BSHS)	G. Leather (BGS)	D. Speight (TGS)	33.4
1971-	M. Tonelli (GT)	S. Holland (CEGS)	A.M. Reabum (TSS)	R. McCarthy (BSHS)	R.M. McGregor (BGS)	31.7
1972-	R.H. McCowan (CEGS)	A. Wilson (BGS)	S.T. Crocker (BBC)	R. Jones (GT)	B.W. Yarrow (IGS)	30.5
1973-	P. Spiro (BGS)	B. Donovan (CEGS)	W. Wakefield (BSHS)	A. Van de Velde (GT)	A. Mott (NC)	29.7
1974-	J. Perkins (BGS)	D. Yarrow (IGS)	D. Moffatt (BBC)	A. Watson (NC)	J. Butler (CEGS)	30.0
1975-	S. Haberman (CEGS)	I. Van Haeringen (BSHS)	S. Davies (TSS)	M. Maranta (GT)	C. Head (BBC)	30.8
1976-	G. Beikoff (BGS)	D. W. Pullinger (TSS)	S. Fidler (BSHS)	C.E. Cornish (CEGS)	C.J. Powell (CEGS)	33.6
1977-	D.R. Orbell (IGS)	J.H. Moffatt (BBC)	S.D. Fidler (BSHS)	A. Sambrook (BGS)	B.R. Cranstoun (CEGS)	30.8
1978-	J.W. Ardron (IGS)	M.A. Packman (BSHS)	G.J. Trotman (NC)	T. Dodson (GT)	M. Xavier (BGS)	31.4
1979-	S. Lambert (BGS)	B. Summerville (IGS)	A. Watts (BSHS)	C. Williams (TSS)	J. McNamee (GT)	30.45
1980-	J. Sieben (BSHS)	P.W. Hammond (TSS)	D. Trenerry (TGS)	J. Bush (NC)	R. McDonald (GT)	30.02
1981-	G. Boevink (NC)	R.J. Leighton (TSS)	S. Crane (BSHS)	M.A. Freeman (CEGS)	R.A. Cameron (BBC)	30.88
1982-	J. Brennan (BBC)	M. Mastrocicche (BSHS)	P. Burnie (TGS)	S. Moore (CEGS)	A. Kurth (BGS)	28.91
1983-	J.S. Ives-Plunkett (BSHS)	R.D. Pym (BGS)	A.D. Sole (GT)	C.J. Finlay (BBC)	C.J. Davies (CEGS)	28.23
1984-	D.W. King-Christopher (TSS)	C.A. Logan (BSHS)	M.T. Lee (CEGS)	J.W. Fredericks (GT)	A.B.J. Scriven (BGS)	27.23
1985-	A.W. Bale (BGS)	T.J. Simes (BBC)	L.A. Waters (BSHS)	R.H. Gilroy (IGS)	C.R. Ford (TGS)	30.76
1986-	A.J. Weston (ACGS)	L. Maguire (NC)	S.R. Burton (BSHS)	B.T. Arnold (BBC)	T. Staunton-Smith (BGS)	28.89
1987-	P.T. Clancy (GT)	S.E. Lewis (BSHS)	J.D. O'Neill (BGS)	D.G. Fenton (BBC)	J.A. Molloy (NC)	29.29
1988-	D.A. Sheehan (BSHS)	M.S. Cruickshank (BGS)	A.G. Cook (GT)	A.J. Mowbray (TSS)	T.A. Clayton (BBC)	29.43
1989-	J.C. McAllister (ACGS)	C.R. Swainson (BSHS)	D.J. Clifford (GT)	M. Logan (BGS)	A.D. Dickson (NC)	30.59
1990-	B.O. Nothling (BGS)	S.M. Logan (BSHS)	D.A. Dunworth (GT)	R.F. O'Rourke (TSS)	D.P. Moss (ACGS)	28.13
1991-	D.J. Boxall (BSHS)	L.A. Wallace (GT)	C. Bradshaw (TGS)	A. Herding (IGS)	K.A. Lacin (BGS)	28.08
1992-	J.R. English (BBC)	K.A. Lacin (BGS)	T.M. Smith (TSS)	A.J. Over (ACGS)	R. Russell (NC)	28.50
1993-	S.C. Kennedy (NC)	D.J. Holcombe (BSHS)	M.G. Sara (BBC)	J.D. Hayward (ACGS)	A.P. Challen (BGS)	28.35
1994-	B.J. Andersen (NC)	R.D. Scutt (GT)	R. Cadd (IGS)	A. Athanasioy (TGS)	R.A. Clarke (BBC)	29.54
1995-	J.W. McCourt (NC)	B.M. Sprenger (GT)	B.A. Norris (ACGS)	A.T. Yates (TSS)	G. Astill (IGS)	28.44
1996-	H. Leung (ACGS)	S. Stewart (BGS)	A.D. Timm (NC)	C.A. Besley (BBC)	B.A. Yates (TSS)	27.87
1997-	M.R. Bowd (NC)	A. Turner (TGS)	M. English (BBC)	A. Young (BGS)	R.J. te Kloot (ACGS)	28.96
1998-	D.J. Campbell (NC)	I. Goh (TSS)	A. Woodgate (BGS)	A. Leeder (TGS)	Z. She (IGS)	27.21
1999-	B.A. Dawson (NC)	S.B. Thomas (BBC)	T.A. Cunningham (TSS)	R.S. O'Neil (ACGS)	H. Kikkawa (BGS)	28.46
2000-	G. Sparrow (TSS)	L.H.M. Lyons (BBC)	W. Sellars (BGS)	C.R. Hillan (NC)	J. Johnson (IGS)	27.91
2001-	S.A. Price (NC)	M. Holt (BSHS)	J. Young (BGS)	P.J. Gleeson (BBC)	T.M. O'Shea (GT)	28.11
2002-	C. Young (BGS)	A.R. Carlton (BBC)	S. Clyde (TGS)	M. Lewis (BSHS)	B.F. Hutchinson (NC)	28.78
2003-	N. Whitburn (IGS)	J.E. Lane (TSS)	B.J. Donaldson (NC)	A. Miller (BGS)	M.C. Close (ACGS)	28.29
2004-	J.R. Bruton (TSS)	M.J. Gregory (BBC)	E.M. Barry (GT)	S. Moore (BGS)	J. Taylor (BSHS)	27.77
2005-	X. Crawford (TSS)	D.G. Keating (NC)	J.S. Houghton (ACGS)	A. Spence (IGS)	B. Mitchell (BSHS)	28.48
2006-	D.R. Powell (ACGS)	C.T. Lane (NC)	W.T. Schoch (BGS)	M. Roettler (IGS)	W.T. McGahan (GT)	28.62
2007-	C. Fedrick (IGS)	B. King (TSS)	L.G. Bailey (BGS)	S.M. O'Neill (GT)	B.J. Grabbe-Claire-Nazer (NC)	28.77
2008-	Z.J. Whenuarua (NC)	Z. Featherstone (TSS)	C.R. Lloyd (IGS)	A.S. Prasad (BSHS)	H. Pullar (ACGS)	27.18
2009-	A. Press (TSS)	A. T. Pace (BBC)	M. D. Zammit (IGS)	L. M. Cronin (GT)	P. J. Soalheira (BSHS)	28.17
2010-	M. J. Sweeney (TGS)	J. D. Whenuarua (NC)	K. G. Archangeli (BGS)	S. B. Horton (TSS)	T. W. Peabody (ACGS)	28.93
2011-	D.J. Richardson (TSS)	R. Brown (ACGS)	E.J. McCorley (BGS)	A.L. Haines (NC)	L.M. Osborne (GT)	28.13
2012-	B.N. McCarthy (TGS)	N. Ebzery (BGS)	M.B. Canham (IGS)	D.M. McConnell (BSHS)	B.J. Clough (NC)	28.43
2013-	J.W. Ford (IGS)	M. Adi (BGS)	C. Usher (TSS)	C. McFaul (BSHS)	A. Gantimuroff (BBC)	27.46
2014-	B.M. Carlyon (BBC)	D. Ashcroft (BSHS)	D. Gigovic (GT)	F.J. Stewart (TGS)	J.T. Prosser (NC)	26.76 @
2015-	L.D. Byrne (BBC)	S.P. Arthur (TSS)	M. Jones (BGS)	H. Cotter (GT)	J. Abeya (ACGS)	27.31

50 Metre Butterfly: Under 15

Date	First	Second	Third	Fourth	Fifth	Time
1964-	B.R. Chambers (NC)	J.G. Sexton (GT)	D.J. Marrioh (CEGS)	J.W. Shand (TSS)	B. Bell (BSHS)	31.5
1965-	R.M. Fry (CEGS)	C.B. Haudy (GT)	D.M. Rylance (BBC)	A. Woolard (BSHS)	C. Stitz (IGS)	32.0
1968-	A. Shean (GT)	B. McGregor (TGS)	T. Hoskin (BBC)	R. Perry (BSHS)	R.M. Ramsay (TSS)	30.8
1969-	B. Cooper (BSHS)	R. Arundell (BGS)	G. Sanders (TGS)	R. Rayner (GT)	R. Graham (TSS)	31.5

50 Metre Butterfly: Under 15 (Continued)

Date	First	Second	Third	Fourth	Fifth	Time
1970-	N. Martin (BGS)	J. Van Opdenbosch (GT)	G. Frost (BSHS)	I. Birchley (CEGS)	S. Mowen (NC)	29.3
1971-	D.J. Unwin (CEGS)	G. Frost (BSHS) D. Hall (NC)	A.I.K. Barbour (BBC)	G.J. Leather (BGS)		30.7
1972-	M. Tonelli (GT)	R. McGregor (BGS)	R. McCarthy (BSHS)	S.R. Holland (CEGS)	G.B. Boneham (TSS)	27.6
1973-	A. Wilson (BGS)	R. McCowan (CEGS)	S.J. Crocker (CEGS)	R. Jones (GT)	A. Wilson (NC)	28.6
1974-	P. Spiro (BGS)	D. Grout (CEGS)	W. Wakefield (BSHS)	M. Crouch (GT)	P. McLeod (BBC)	28.8
1975-	J. Perkins (BGS)	M. Spurrier (IGS)	J. Green (BSHS)	D. Moffatt (BBC)	A. Watson (NC)	29.3
1976-	S. Habermann (BGS)	C.D. Charles (CEGS)	J. McNamara (BSHS)	S.A. Davies (TSS)	A. Phillips (NC)	28.8
1977-	F.H. VanderZant (BSHS)	D.W. Pullinger (TSS)	G. Beikoff (BGS)	C.E. Cornish (CEGS)	M. Green (GT)	31.6
1978-	D.R. Orbell (IGS)	S.J. Moffah (BBC)	F.H. Van der Zant (BSHS)	A. Sambrook (BGS)	B.R. Cranston (CEGS)	28.6
1979-	M. Packman (BSHS)	J. Ardron (IGS)	A. Maclachlan (TSS)	M. Xavier (BGS)	T. Dobson (GT)	28.68
1980-	S. Lambert (BGS)	S.E. Clark (BSHS)	B.D. Summerville (IGS)	S.J. Burton (TSS)	J. McNamee (GT0)	28.65
1981-	J.S. Sieben (BSHS)	P.W. Hammond (TGS)	J. Bush (NC)	R.J. McDonald (GT)	R.J. Thiele (BGS)	28.63
1982-	G. Boevink (NC)	P. Cobbin (IGS)	C. Tobin (BSHS)	R. Cameron (BBC)	R. Leighton (TSS)	28.81
1983-	J.M. Brennan (BBC)	M. Mastromichele (BSHS)	P.R.L. Burnie (TGS)	A.J. Kurth (BGS)	X.F. Clarke (GT)	27.60
1984-	J.S. Ives (BSHS)	R.D. Pym (BGS)	A.D. Sole (GT)	C.J. Finlay (BBC)	J.D. MacTaggart (TSS)	28.36
1985-	D. King-Christopher (TSS)	C.A. Logan (BSHS)	A.B.J. Scriven (BGS)	M.T. Lee (ACGS)	K.T. O'Donoghue (GT)	26.96
1986-	A.J. Baildon (TSS)	T.J. Somes (BBC)	L.A. Waters (BSHS)	D.A. Richardson (ACGS)	A. Egorov (GT)	26.83
1987-	B.T. Arnold (BBC)	A.J. Weston (ACGS)	S.P. Burton (BSHS)	E.J. Nunn (IGS)	E.M. Power (NC)	28.81
1988-	C.C. Hackett (TSS)	S.E. Lewis (BSHS)	D.G. Fenton (BBC)	J.D. O'Neill (BGS)	R.T. Clancy (GT)	28.38
1989-	A.R. Vary (BSHS)	M.S. Cruickshank (BGS)	T.A. Clayton (BBC)	M. Knobel (TSS)	A.G. Cook (GT)	27.26
1990-	J.C. McAllister (ACGS)	D.J. Clifford (GT)	C.R. Swainson (BSHS)	M. Logan (BGS)	M.S. Stack (NC)	28.33
1991-	B.O. Nothing (BGS)	D.A. Dunworth (GT)	S.M. Logan (BSHS)	P.F. O'Rourke (TSS)	S.G. Archibald (ACGS)	26.95
1992-	D. Boxall (BSHS)	D. Stiller (NC)	A.M. Herring (IGS)	D.C. Goward (BBC)	N.J. Marshall (ACGS)	27.46
1993-	J.R. English (BBC)	P.D. Michael (NC)	T.M. Smith (TSS)	J.P. Hoolveld (GT)	A.J. Over (ACGS)	26.94
1994-	S.C. Kennedy (NC)	F.J. Hutchison (BGS)	D.J. Holcombe (BSHS)	M.G. Sara (BBC)	D.J. Hayward (ACGS)	27.59
1995-	T. Harris (IGS)	B.J. Andersen (NC)	R.D. Scutt (GT)	A. Athanasiov (TGS)	T. Unsworth-Smith (BBC)	27.53
1996-	J.W. McCourt (NC)	B.M. Sprenger (GT)	H. Day (BGS)	G. Astill (IGS)	A. Wallace (BSHS)	27.54
1997-	H. Leung (ACGS)	S. Stewart (BGS)	M.E. Smith (NC)	M. Robinson (IGS)	B.A. Yates (TSS)	26.95
1998-	W.W.H. Dening (NC)	A. Tumer (TGS)	M. Skudlarski (IGS)	J.H. Jefferies (TSS)	M. Moran (BGS)	27.14
1999-	D.J. Campbell (NC)	A. Woodgate (BGS)	J.C. Hey (TSS)	M.J. DeAmbrosio (GT)	A. Leader (TGS)	27.93
2000-	B.A. Dawson (NC)	S.B. Thomas (BBC)	J. Bird (TSS)	B.B. Smith (GT)	T. Beadle (BGS)	27.33
2001-	L.H.M. Lyons (BBC)	J. McGregor (ACGS)	G. Sparrow (TSS)	R.J. Hayes (NC)	W. Sellars (BGS)	27.34
2002-	S.A. Price (NC)	B. O'Bryan (TSS)	J. Young (BGS)	P.J. Gleeson (BBC)	J. Chandler (IGS)	28.03
2003-	E.E. Hannant (TSS)	C. Young (BGS)	M.J. Carroll (GT)	M. Rudolph (IGS)	A.R. Carlton (BBC)	27.75
2004-	R.C. Jovanovich (NC)	N. Whitburn (IGS)	M.C. Close (ACGS)	A. Miller (BGS)	J. Lane (TSS)	27.00
2005-	J.R. Bruton (TSS)	S. Moore (BGS)	M.L. Wilson (NC)	P. Hawkins (BSHS)	J.A. Fairweather (BBC)	26.86
2006-	X. Crawford (TSS)	J.S. Houghton (ACGS)	T.J. James (BBC)	K.R. Hindmarsh (NC)	A. Spence (IGS)	27.85
2007-	D.R. Powell (ACGS)	W.T. Schoch (BGS)	W.T. McGahan (GT)	C.T. Lane (NC)	R. Smith (TGS)	26.82
2008-	H.B. Taylor (BSHS)	Z. Dalby (ACGS)	C.M. Raven (IGS)	B. Wilmott (NC)	A. Mills (BBC)	27.47
2009-	Z. J. Whenuaroa (NC)	A. Digby (TSS)	H. J. Pullar (BGS)	A. S. Prasad (BSHS)	C. R. Lloyd (IGS)	26.09 @
2010-	A. Press (TSS)	D. S. Timbs (TGS)	J. M. Gilliland (NC)	A. T. Pace (BBC)	M. E. Pendall (ACGS)	26.91
2011-	C.F. Fasala (IGS)	M.J. Sweeney (TGS)	B.A. Ashcroft (BSHS)	S.P. Goodwin (TSS)	P.J. Pavlides (BBC)	26.62
2012-	D.J. Richardson (TSS)	L. Osborne (GT)	A.I. Haines (NC)	E. McCorley (BGS)	J.A. Cornwell (IGS)	27.41
2013-	B.N. McCarthy (TGS)	J. Camp (ACGS)	D. McConnell (BSHS)	N. Ebzery (BGS)	M.B. Canham (IGS)	26.64
2014-	M. Adi (BGS)	J.W. Ford (IGS)	C. Parberry (BSHS)	C.W. Cox (NC)	A. Gantimuroff (BBC)	27.14
2015-	B.M. Carlyon (BBC)	J. Jackson (BGS)	S.A. Combes (NC)	C. Williams (BSHS)	J.G. Runnegar (IGS)	26.39

50 Metre Butterfly: Under 16

Date	First	Second	Third	Fourth	Fifth	Time
1961-	N. Reynolds (CEGS)	M. Chagoury (NC)	R. Fingleton (GT)	J. Potts (TSS)	G. Dunne (BGS)	29 3/10
1962-	D. Milburn (GT)	H. Robertson (TSS)	J.W. Krimmer (CEGS)	P. Vaughan (BBC)	J. Lipscomb (NC)	31 1/5
1963-	G. Rayner (BSHS)	A. McLeod (BGS)	P. Lockhart (TSS)	M. Newell (BBC)	B. Vattarato (NC)	30.5
1964-	R. Birch (BSHS)	J.H. Parkyn (BBC)	W.F. Luya (CEGS)	D.A. Cusack (GT)	E. Wellington (TSS)	29.9
1965-	D.J. Marriott (CEGS)	C. McLaughlin (BSHS)	J.G. Sexton (GT)	J.W. Shand (TSS)	M. Robson (BGS)	30.7
1968-	N. Proctor (GT)	K.P. McGregor (TGS)	L. Heathcote (BSHS)	G.W. Miller (BBC)	G.T. Harridge (BGS)	29.5
1969-	A. Shean (CEGS)	B. Carothers (BSHS)	T. Hoskin (BBC)	P. Ramsay (TSS)	L. Sampson (NC)	29.9
1970-	B. Cooper (BSHS)	R. Rayner (GT)	G. Sanders (IGS)	R. Graham (TSS)	J. De La Cruz (NC)	29.8
1971-	N.W. Madin (BGS)	D. Bellamy (BSHS)	G. Sanders (TGS)	I.N. Birchley (IGS)	R. Devlin (GT)	28.8
1972-	D.J. Unwin (CEGS)	D. McGovern (TGS)	G. Frost (BSHS)	G. Leather (BGS)	W. Fisher (GT)	29.4
1973-	M. Tonelli (GT)	S. Holland (CEGS)	R. McGregor (BGS)	G. Boreham (TSS)	W. Mill (BSHS)	27.7
1974-	A. Wilson (BGS)	R. McGowan (CEGS)	C. Going (BBC)	M. Wolter (NC)	B. Yarrow (IGS)	28.7
1975-	R. Spiro (BGS)	D. Grout (CEGS)	W. Wakefield (BSHS)	B. Abrahams (GT)	R. Jones (GT) tie	27.5
1976-	J. Perkins (BGS)	D. Atkins (BSHS)	D.B. Joseph (BBC)	M.J. Spurrier (IGS)	P. Fryer (BBC)	29.6
1977-	S. Habermann (BGS)	G.K. Orbell (IGS)	C.D. Charles (CEGS)	I.A. Van Haeringen (BSHS)	A. Harrison (NC)	28.1
1978-	M. Green (GT)	G.R. Seawright (TGS)	J.D. Peters (BSHS)	G. Beikoff (BGS)	C.R. Head (BBC)	30.56
1979-	D. Orbell (IGS)	S. Moffatt (BBC)	F. Van der Zant (BSHS)	M. Glantord (BGS)	C.J. Williams (CEGS)	27.82
1980-	M.A. Packman (BSHS)	J.W. Ardron (IGS)	M. Agnew (NC)	A.J. Waddell (BBC)	P. Denham (GT)	27.82
1981-	S.J. Lambed (BGS)	P.A. Scheib (TSS)	C.A. Parkyn (BSHS)	S.A. Lisle (TGS)	M. Xavier (BGS)	27.15
1982-	J. Sieben (BSHS)	R. Hammond (IGS)	J. Bush (NC)	R. McDonald (GT)	J.J. McNamee (GT)	27.35
1983-	C.V. Tobin (BSHS)	G. Boevink (NC)	R.A. Cameron (BBC)	G.J. Hepple (IGS)	R. Theile (BGS)	27.03
1984-	J.M. Brennan (BBC)	D.J. Ammstrong (BSHS)	S. Dalton (GT)	G.J. Hepple (IGS)	M.R. Magnusson (CEGS)	28.16
1985-	P.W. Budon (BSHS)	R.D. Pym (BGS)	A.D. Sole (GT)	P.R.L. Burnie (TGS)	K.N. Van As (CEGS)	26.80
1986-	A.B.J. Scriven (BGS)	J.W. Fredericks (GT)	B.V. Clarke (TGS)	B. Van Der Zee (IGS)	N.R. Magnusson (ACGS)	27.92
1987-	A. Baildon (TSS)	D.A. Richardson (ACGS)	A. Egorov (GT)	A.J. Bales (IGS)	P.A. Stone (BBC)	27.84
1988-	J.G. Emblin (BGS)	A.J. Weston (ACGS)	B.T. Arnold (BBC)	T.J. Somes (BBC)	L.A. Waters (BSHS)	26.49
1989-	S.E. Lewis (BSHS)	C.C. HackeH (TSS)	J.D. O'Neill (BGS)	D.A. Newbery (BSHS)	E. Nunn (IGS)	28.16
1990-	A.R. Vary (BSHS)	M.S. Cruickshank (BGS)	D.J. Collins (GT)	D.G. Fenton (BBC)	C.J. Mcinerney (GT)	27.22
1991-	J.C. McAllister (ACGS)	M.S. Stack (NC)	C.R. Swainson (BSHS)	G.J. Taylor (ACGS)	T.A. Clayton (BBC)	26.13
1992-	S. Logan (BSHS)	B.O. Nothing (BGS)	D.A. Dunworth (GT)	A.R. Rollason (GT)	D.J. Best (IGS)	27.91
1993-	D.J. Boxall (BSHS)	B.C. Glide (NC)	M.J. Gordon (GT)	P.F. O'Rourke (TSS)	S.G. Archibald (ACGS)	26.38
1994-	J.R. English (BBC)	P.D. Michael (NC)	S.M. Nothing (BGS)	C.E. Bradshaw (TGS)	N.J. Marshall (ACGS)	26.82
1995-	P.D. Micheal (NC)	S.K.C.Y. Liew (ACGS)	F.J. Hutchison (BGS)	A.J. Over (ACGS)	J.P. Hoolveld (GT)	26.33
1996-	C.G. Sullivan (NC)	T. Harris (IGS)	R.D. Scuh (GT)	M. Mason (IGS)	G. Waiker (TGS)	26.80
1997-	J.W. McCourt (NC)	G. Astill (IGS)	H. Day (BGS)	T. Unsworth-Smith (BBC)	S. Snelling (TGS)	27.29
1998-	H. Leung (ACGS)	M.E. Smith (NC)	S. Stewan (BGS)	A. Rouse (BBC)	A. Wallace (BSHS)	26.52
1999-	A. Turner (TGS)	W.W.H. Dening (NC)	T.R. Veitch (BBC)	J. Tuxford (TGS)	M.D. Howadh (BBC)	26.57
2000-	D.J. Campbell (NC)	A. Woodgate (BGS)	D.T. Martell (ACGS)	M. Szudlarski (IGS)	M. Moran (BGS)	26.95
2001-	R. Atkinson (TSS)	B.A. Dawson (NC)	A.J. Hosking (BBC)	A. Seward (TSS)	P. Alyuz (BSHS)	26.73
2002-	R.J. Hayes (NC)	L. Lyons (BSHS)	J. Johnson (IGS)	B.B. Smith (GT)	M. Lowry (BGS)	26.84
2003-	S.A. Price (NC)	B. O'Bryan (TSS)	M. Black (IGS)	J.J.C. McGregor (ACGS)	A.R. Dickey (TGS)	27.16
2004-	E. Hannant (TSS)	M.J. Carroll (GT)	M. Rudolph (IGS)	J.R. Crunkhorn (GT)	J.H. Juhasz (ACGS)	27.21
	C. Young (BGS), tie			H.R. Clentsmith (ACGS)		27.36

50 Metre Butterfly: Under 16 (Continued)

Date	First	Second	Third	Fourth	Fifth	Time
2005-	T. McKendry (BGS)	R. Webber (IGS)	M.C. Close (ACGS)	M. Brooks (BSHS)	J. Lane (TSS)	27.12
2006-	M.A. Kressibucher (GT)	J.R. Bruton (TSS)	S.H. Moore (BGS)	C.S. Dunne (NC)	J. Taylor (BSHS)	26.57
2007-	B.J. Walkington (NC)	X. Crawford (TSS)	J.S. Houghton (ACGS)	N.J. Rider (GT)	A. Spence (IGS)	26.91
2008-	D. Powell (ACGS)	W.T. Schoch (BGS)	W.T. McGagan (GT)	C.Dreghorn (TSS)	C. Fedrick (IGS)	26.47
2009-	H. B. Taylor (BSHS)	C. M. Raven (IGS)	Z. T. Dalby (ACGS)	B. Wilmott (NC)	J. A. Saunders (BGS)	26.21
2010-	Z. J. Whenuarua (NC)	H. J. Pullar (BGS)	T. Law (BBC)	M. A. Windsor (GT)	A. A. Bogicevic (ACGS)	26.09
2011-	A.F. Press (TSS)	J.M. Gilliland (NC)	M.E. Pendall (ACGS)	N.W. Traves (BGS)	B. Corry (BBC)	26.04@
2012-	C.F. Fasala (IGS)	M.J. Sweeney (TGS)	R. Brown (ACGS)	S.P. Goodwin (TSS)	N. McGinley (BGS)	26.26
2013-	D. J. Richardson (TSS)	J.A. Cornwell (IGS)	L. Osborne (GT)	D. Parker (NC)	C.M. Watkins (BBC)	26.37
2014-	J. Camp (ACGS)	C. Usher (TSS)	D. McConnell (BSHS) tie	M.B. Canham (IGS)	B.S. Paties (BBC)	26.96
2015-	M.H Adi (BGS)	A. Gantimuroff (BBC)	J. Lello (BSHS)	L.V. Pearce (TSS)	J.W. Ford (NC)	26.73

100 Metre Butterfly: Open

Date	First	Second	Third	Fourth	Fifth	Time
1961-	B. Munro (CEGS)	P. McMahon (NC)	J. Fenwick (BGS)	M. Oley (GT)	A. Long (TSS)	1.6 7/10
1962-	N.W. Reynolds (CEGS)	M. Oley (GT)	J. McMahon (NC)	H. Robinson (TSS)	G. Lawson (BBC)	1.5 4/5
1963-	N.W. Reynolds (CEGS)	R. Dunne (BSHS)	H. Robedson (TSS)	D. Milburn (GT)	P. Vaughan (BBC)	1.8.8
1964-	G. Rayner (BSHS)	T.M. Eriksen (CEGS)	P.E. Lockhan (TSS)	P. Dixon (TGS)	M.R. Newell (BBC)	1.10.9
1965-	R. Birch (BSHS)	J.M. Covacevich (BGS)	D.A. Cusack (GT)	W.F. Luya (CEGS)	P.E. Lockhart (TSS)	1.6.4
1968-	G.E. Shod (BGS)	R.H. Fry (CEGS)	D.M. Forster (BBC)	P.N. Nolan (NC)	K. Sandison (BSHS)	65.5
1969-	G. Brough (TSS)	G. Short (BGS)	K. McGregor (TGS)	N. Proctor (GT)	D. Ryalnce (BBC)	61.1
1970-	A. Shean (CEGS)	N. Proctor (GT)	B. Carothers (BSHS)	T. Hoskin (BBC)	R. Ramsay (TSS)	64.1
1971-	J. Van Opendenbosch (GT)	A. Shean (BSHS)	R. Hutton (BGS)	G.R. Langdon (BBC)	A.R. Clarke (IGS)	64.3
1972-	N.W. Madin (BGS)	J. Van Opendenbosch (GT)	D.J. Wilson (CEGS)	G.R. Padridge (TGS)	K. Lascelles (BSHS)	62.2
1973-	J. Van Opendenbosch (GT)	D. Wilson (CEGS)	C. Crozier (CEGS)	G. Leather (BGS)	M. Cogovem (TGS)	63.1
1974-	M. Tonelli (GT)	N. Kemp (CEGS)	R. McGregor (BGS)	G. Boneham (TSS)	C. Green (BBC)	60.0
1975-	C. Going (BBC)	N. Kemp (CEGS)	A. Wilson (BGS)	M. Crouch (GT)	J. Potts (BSHS)	1.06.2
1976-	R. Spiro (BGS)	W. Wakefield (BSHS)	S.K. Payne (IGS)	D.W. Griut (CEGS)	A. Van de Velde (GT)	62.8
1977-	D.J. Atkins (BSHS)	J. Perkins (BGS)	M.J. Spurrier (IGS)	A.G. Thomson (BBC)	C.D. Seawright (TGS)	65.2
1978-	S. Habermann (BGS)	G.K. Orbell (IGS)	D.J. Atkins (BSHS)	G.A. Byram (CEGS)	C.R. Head (BBC)	1.02.6
1979-	G. Orbell (IGS)	D. Waterworth (BSHS)	G. Beikoff (BGS)	C. Comish (CEGS)	M. Gordon (TSS)	1.03.16
1980-	S.J. MoffaH (BBC)	F.H. Van der Zant (BSHS)	A.M. Maclachlin (TSS)	L.W. Leech (IGS)	A. Sambrook (BGS)	1.02.52
1981-	M.A. Packman (BSHS)	A.M. McLachlan (TSS)	J.W. Ardon (IGS)	G. Trotman (NC)	M.A. Xavier (BGS)	59.02
1982-	S. Clark (BSHS)	S. Lambed (BGS)	A. MacLachlan (TSS)	B. Mulvihill (GT)	S. Lisle (TGS)	58.77
1983-	J.S. Sieben (BSHS)	R.J. McDonald (GT)	B.J. Kane (TSS)	G.S. Jones (BGS)	R.W. Hammond (TGS)	56.24
1984-	R.A. Cameron (BBC)	A.B. Tennant (BSHS)	G.J. Hepple (TGS)	P.J. Cobbin (IGS)	L.J. Crisp (TSS)	1.00.78
1985-	D.J. Armstrong (BSHS)	R.A. Cameron (BBC)	X.F. Clarke (GT)	M.J. Mooney (IGS)	A.J. Kurth (BGS)	58.71
1986-	X.F. Calrke (GT)	P.W. Burton (BSHS)	J.C. Stevens (BBC)	M.G. Harrison (TGS)	M.G. Conaghan (NC)	58.89
1987-	C.A. Logan (BSHS)	A.B.J. Scriven (BGS)	M.T. Lee (ACGS)	J.W. Fredericks (GT)	R.J.S. Bryce (BBC)	1.00.45
1988-	A.J. Baildon (TSS)	D.J. Helgeson (BGS)	J.W. Fredericks (GT)	D.A. Richardson (ACGS)	M. Gallen (NC)	56.20
1989-	J.C. Cooper (BSHS)	D.J. Helgeson (BGS)	M.K. Fredericks (GT)	A.J. Weston (ACGS)	N.M. Kerr (NC)	56.91
1990-	J.C. Cooper (BSHS)	C.C. Hackett (TSS)	C.B. Wnght (NC)	J.D. O'Neill (BGS)	C.J. Mcinerney (GT)	57.11
1991-	C.C. Hackett (TSS)	R.K. Lyndon (GT)	D.R. Bitmead (IGS)	T. Clayton (BBC)	C.J. Meadmore (BGS)	58.83
1992-	J.C. McAllister (ACGS)	B.C. Hiddlestone (BBC)	C. Swainson (BSHS)	D.J. Clifford (GT)	S. Nash (NC)	59.31
1993-	B.O. Nothing (BGS)	D.A. Dunworth (GT)	S.M. Nash (NC)	P.F. O'Rourke (TSS)	J.D. Griffiths (ACGS)	58.49
1994-	B.O. Nothing (BGS)	G.P. Kleinhans (NC)	M.J. Gordon (GT)	N.J. Marshall (ACGS)	C. Bradshaw (TGS)	57.77
1995-	J.R. English (BBC)	A.J. Over (ACGS)	S.M. Nothing (BGS)	J.M. Winter (GT)	D.G. Smith (NC)	56.72
1996-	J.M. Winter (GT)	P.D. Michael (NC)	F. Hutchison (BGS)	S.K.C.Y. Liew (ACGS)	R. Cadd (IGS)	58.42
1997-	S.C. Kennedy (NC)	P. Brosgarth (GT)	G. Heidke (TGS)	T. Harris (IGS)	J. Wheeler (ACGS)	57.27
1998-	J.V. Santacaterina (NC)	R. Brosgarth (GT)	G. Heidke (TGS)	A.R. Rouse (BBC)	A. Wah-Judi (TSS)	58.93
1999-	H. Leung (ACGS)	G. Heidke (TGS)	M.E. Smith (NC)	S. Stewart (BGS)	P.A. Bures (GT)	57.96
2000-	M.E. Smith (NC)	P.A. Bures (GT)	M. Riley (BGS)	A. Turner (TGS)	M. Szkudlarski (IGS)	57.86
2001-	D.J. Campbell (NC)	S.B. Thomas (BBC)	J. Bird (TSS)	P. Alyuz (BSHS)	R. Beynon (IGS)	58.16
2002-	J. Bird (TSS)	S.B. Thomas (BBC)	M. Lowry (BGS)	C.R. Hillan (NC)	B.B. Smith (GT)	56.50
2003-	L. Brodie (NC)	J. Turnham (IGS)	L.J. Wardley (TSS)	B.B. Smith (GT)	A. Dickey (TGS)	57.65
2004-	M. Rock (TSS)	K.M. Richardson (NC)	M. Black (IGS)	T.M. Dunworth (GT)	R.A. Hayes (BBC)	56.73
2005-	M. Rock (TSS)	J. Hoek (IGS)	M.J. Carroll (GT)	N.S. Geva (ACGS)	M. Walter (BSHS)	56.61
2006-	A. Brown (TSS)	J. Hoek (IGS)	B.J. Donaldson (NC)	T.M. McKendry (BGS)	J.C. Houghton (ACGS)	57.82
2007-	S.H. Moore (BGS)	J. Doolan (TSS)	E.M. Barry (GT)	H. Samuela (BSHS)	K.R. Hindmarsh (NC)	57.83
2008-	J.Doolan (TSS)	L.G. Slattery (IGS)	B.J. Walkington (NC)	D.B. Palmer-Given (BGS)	N.J. Rider (GT)	56.84
2009-	C. Fedrick (IGS)	E. J. McKendry (BGS)	R. Pavoni (TSS)	L. Nattman (BSHS)	W. T. McGahan (GT)	57.29
2010-	C. Fedrick (IGS)	A. Cois (BGS)	B. Wilmott (NC)	A. S. Prasad (BSHS)	B. King (TSS)	55.62@
2011-	H.J Pullar (BGS)	Z.J. Whenuarua (NC)	D.S Timbs (TGS)	L.W. Percy (TSS)	A.S Prasad (BSHS)	57.34
2012-	A.F. Press (TSS)	Z.J. Whenuarua (NC)	D.S Timbs (TGS)	J. Mills (BBC)	M. Pendall (ACGS)	57.77
2013-	B.L. Ashby (TSS)	M. Kwong (NC)	M.J. Sweeney (TGS)	S.G. Kawale (IGS)	L. Neill (GT)	57.86
2014-	D.J. Richardson (TSS)	J.A. Cornwell (IGS)	L. Osborne (GT)	D. Parker (NC)	C.M. Watkins (BBC)	56.23
2015-	D.J. Richardson (TSS)	J. Camp (ACGS)	B.S Paties (BBC)	C.W. Cox (NC)	M. Hensen (BGS)	56.06

200 Metre Freestyle: Under 13

Date	First	Second	Third	Fourth	Fifth	Time
1971-	R. McCowan (CEGS)	B. Bendeich (BGS)	M. Crouch (GT)	S. Crocker (BBC)	J. Cameron (BSHS)	2:23.6
1972-	R. Bendeich (BGS)	A. Van de Velde (GT)	S. Harris (BSHS)	P.J. McLeod (BBC)	M. C. Patterson (CEGS)	2:20.5
1973-	G. Bendeich (BGS)	R. Morrison (GT)	C. Charles (CEGS)	P. Stock (BSHS)	B.R. Langlands (IGS)	2:22.5
1974-	R. Morrison (GT)	G. Byram (CEGS)	C. Willie (BGS)	I. Van Haeringen (BSHS)	R. Brandon (BBC)	2:25.4
1975-	R. Morrison (GT)	J. Hooper (BSHS)	S. Moffatt (BBC)	M. Hoey (BGS)	D. Pullinger (TSS)	2:19.3
1976-	L. Hogg (BSHS)	A. Sambrook (BGS)	S.J. Moffatt (BBC)	S.L. Muir (TSS)	D.W. Parsons (IGS)	2:17.1
1977-	L.C. Muir (TSS)	J.W. Ardon (IGS)	R.D. Victor (TGS)	M. Xavier (BGS)	R. Sydes (GT)	2:17.6
1978-	R. Cope (BGS)	C.L. Miller (BSHS)	S.J. Burton (TSS)	S.P. Gray (NC)	L.Q. Doorackers (IGS)	2:19.6
1979-	H. Steel (BSHS)	B. Kane (TSS)	G. Trenery (TGS)	A. Smith (BGS)	W. Mortensen (GT)	2:16.74
1980-	A. Scott (TSS)	D. Booth (BSHS)	M.W. Blackwell (CEGS)	R. Swinton (BGS)	G. Hepple (TGS)	2:25.67
1981-	J.M. Brennan (BBC)	S.C. Moore (CEGS)	A.C. Scott (TSS)	X.F. Clarke (GT)	S.N. Ponton (IGS)	2:14.94
1982-	J. Ives-Plunkett (BSHS)	J. Plumber (IGS)	S. Gane (BGS)	J. Fredericks (GT)	L. Haywood (NC)	2:10.85
1983-	C.A. Logan (BSHS)	J.W. Fredericks (GT)	M.T. Lee (CEGS)	D.J. Watts (TGS)	M. Boevink (NC)	2:07.18
1984-	T. Cronshaw (BGS)	A. Egorov (BSHS)	D.J. MacLearn (BBC)	A.J. Baildon (TSS)	C.R. Ford (TGS)	2:11.39
1985-	J.C. Cooper (BSHS)	J.A. McKeering (NC)	J.C. Seymour (ACGS)	C.P. Watson (IGS)	A.L.J. Cross (BGS)	2:13.68
1986-	K.J. Perkins (BBC)	C.R. Patterson (BSHS)	M.J. Buhaj (NC)	C.J. Mcinemy (GT)	A.W. Nicholzen (ACGS)	2:14.23
1987-	K.D. Eldridge (BSHS)	R.K. Lyndon (GT)	M.J. Keamey (NC)	T.D. Waggett (BGS)	A. Mowbray (TSS)	2:11.40
1988-	M. Logan (BGS)	M.J. Stewart (GT)	B.F. Martin (ACGS)	S.K. Ch'ng (BSHS)	B.C. Hiddlestone (BBC)	2:19.32
1989-	S.M. Logan (BSHS)	A.H. Flasks (ACGS)	P.J. Tuton (GT)	J.A. Baranoff (BGS)	P.F. O'Rourke (TSS)	2:12.65
1990-	D.J. Boxall (BSHS)	M.J. Gordon (GT)	N.J. Marshall (ACGS)	A.E. Dettrick (BBC)	A.M. Herring (IGS)	2:14.01
1991-	C.R. Thomas (BGS)	L.M. Richmond (ACGS)	T.V.D. Walker (TSS)	G.M. Steggall (GT)	M.J. Roland (NC)	2:16.46

200 Metre Freestyle: Under 13 (Continued)

Date	First	Second	Third	Fourth	Fifth	Time
1992-	S. Kennedy (NC)	A.P. Challen (BGS)	S.K.C.Y. Liew (ACGS)	T. Sheehan (BSHS)	M.G. Sara (BBC)	2:04.56
1993-	P. R. Court (NC)	T. Harris (IGS)	D.J. Over (ACGS)	M.A. English (BBC)	D.J.D. Thomson (BGS)	2:18.76
1994-	W.B. Guthrie (GT)	R.W. Coote (NC)	M.Q.G. Bell (BGS)	A.T. Yates (TSS)	K.T.M. Playford (BBC)	2:04.49 @
1995-	M.E. Smith (NC)	B.J. Norris (ACGS)	G.R. Davies (BBC)	M.R. Macann (GT)	N. Gourgaud (IGS)	2:11.34
1996-	M.R. Bowd (NC)	W. Britton (BGS)	M.J. English (BBC)	S.W. Eckstein (TSS)	B.C. Scoble (GT)	2:15.02
1997-	E. Hinschen (IGS)	R.G. Barker (NC)	L. Stanton (BGS)	R.J. Atkinson (TSS)	M.X. Callanan (GT)	2:15.83
1998-	A.J. Hutchinson (NC)	T.L. Cunningham (TSS)	N.R. Sprenger (GT)	T. Beadle (BGS)	S. Metyard (IGS)	2:10.87
1999-	L.H.M. Lyons (BBC)	G.S. Sparrow (TSS)	D. Johnston (BSHS)	A. Thompson (IGS)	A. Dickey (TGS)	2:13.02
2000-	S. James (BGS)	R.P. Freney (NC)	D. Linde (IGS)	B.L. Wheldon (ACGS)	R.I. Russell (GT)	2:13.46
2001-	D. Linde (IGS)	S.M. Sprenger (GT)	E. Hannant (TSS)	B.F. Hutchinson (NC)	S. Clyde (TGS)	2:07.12
2002-	J.A. Amberger (NC)	M. Newmann (IGS)	T. McKendry (BGS)	A. Turnbull (GT)	J.C. Houghton (ACGS)	2:11.54
2003-	S. Moore (BGS)	E.M. Barry (GT)	J. Kibby (IGS)	M.L. Wilson (NC)	J. Taylor (BSHS)	2:12.26
2004-	T.L. James (BBC)	J. Bailey (TSS)	R.R. Ryan (NC)	J.S. Houghton (ACGS)	D. Young (BGS)	2:12.02
2005-	N. McKendry (BGS)	A.J. Hughes (NC)	D.R. Powell (ACGS)	G.P. O'Brien (GT)	J. Britton (IGS)	2:13.94
2006-	H.B. Taylor (ACGS)	T.G. Sprenger (GT)	A. Digby (TSS)	A.J. Mills (BBC)	Z.A. Taylor (NC)	2:07.70
2007-	A. Digby (TSS)	L.A. McLean (ACGS)	J.M. Gilliland (NC)	A.B. Gibson (BBC)	H. Strathdee (IGS)	2:06.32
2008-	J.T. Pye (IGS)	J.A. McLoughlin (NC)	L.Percy (TSS)	D.L. Matthews (BSHS)	J.P. Pugh (BGS)	2:12.65
2009 -	C. F. Fasala (IGS)	K. G. Arcangeli (BGS)	B. A. Ashcroft (BSHS)	P. Pavlides (BBC)	M. P. Jones (NC)	2:09.90
2010-	B. Lawson (TSS)	J. T. Seawright (GT)	C.R. Lewis (NC)	T.C. Rull (BSHS)	J.P. McFerran (IGS)	2:11.26
2011-	B.J. Oates (TGS)	B.N. McCarthy (NC)	O.J. Pye (IGS)	H.W. Stubbs (ACGS)	M.S. Stratham (TSS)	2:10.22
2012-	E. Mitchell (BBC)	C.R. McFaul (BSHS)	B.J. Poon (TGS)	J.D. Brazier (NC)	M. Petersen (BGS)	2:09.86
2013-	L. Gough (BSHS)	T.J. Wilson (TGS)	B. Wang (BGS)	W. Ellis (NC)	W. Harris (ACGS)	2:08.52
2014-	H. Cotter (NC)	C. Smith (ACGS)	M. Jones (BGS)	D.S. Reilly (TGS)	J. Somerville (BBC)	2:10.43
2015-	T. Neill (GT)	J.A. Tomlinson (NC)	J. Bible (ACGS)	R. King (TSS)	A. King (BSHS)	2:10.24

200 Metre Freestyle: Under 14

Date	First	Second	Third	Fourth	Fifth	Time
1964-	D.M. Ryland (BBC)	C.B. Stitz (IGS)	A.J. Holland (CEGS)	A. Woolard (BSHS)	M.D. Mowen (NC)	2:30.8
1965-	G.J. Brough (TSS)	G. Reid (BGS)	G. Feuerrigal (BSHS)	K.J. Sanderson (CEGS)	J.A. Quinn (GT)	2:23.8
1968-	S. Smith (BSHS)	G.R. Langdon (BBC)	P.F. Raward (TSS)	W.D. Gardiner (IGS)	G.J. Sanders (TGS)	2:23.4
1969-	S. Smith (BSHS)	N. Manin (BGS)	R. Devlin (GT)	D. Unwin (CEGS)	R. Reaburn (TSS)	2:17.3
1970-	G. Leather (BGS)	L. Miller (BSHS)	B. Fitzwalter (GT)	D. Speight (TGS)	R. Mowen (NC)	2:23.1
1971-	M. Tonelli (GT)	S. Holland (CEGS)	A.M. Reaburn (TSS)	P. Monroe (BSHS)	R.M. McGregor (BGS)	2:13.7
1972-	R.H. McCowan (CEGS)	A. Wilson (BGS)	R. Jones (GT)	S.J. Crocker (BBC)	J. Cameron (BSHS)	2:16.7
1973-	R. Thams (BGS)	B. Donovan (CEGS)	M. Crouch (GT)	S. Harris (BSHS)	P.J. McLeod (BBC)	2:13.3
1974-	G. Bendeich (BGS)	M. Spurrier (IGS)	P. Stock (BSHS)	C. Johnson (GT)	J. Butler (CEGS)	2:18.0
1975-	W. Greenhalgh (TSS)	T. McCawley (GT)	J. McNamara (BSHS)	C. Charles (CEGS)	C. Wyllie (BGS)	2:13.0
1976-	J. Hooper (BSHS)	G.R. Seawright (TGS)	R. Morrison (GT)	I. Simpson (BGS)	D.W. Pullinger (TSS)	2:14.1
1977-	L.P. Hogg (BSHS)	A. Sambrook (BGS)	S.L. Muir (TSS)	L.W.S. Leech (IGS)	N. O'Hare (GT)	2:14.2
1978-	D.S. Frail (TSS)	S.J. Major (BSHS)	D.S. Verrenkamp (IGS)	T. Dobson (GT)	R.D. Victor (TGS)	2:17.7
1979-	S. Clark (BSHS)	R. Cope (BGS)	A. Dietz (TSS)	J. Hamilton (NC)	B. Mulvihill (GT)	2:09.32
1980-	H.W. Steel (BSHS)	G.D. Trenerry (TGS)	D.J. Mills (TSS)	T. Smith (BGS)	A.G. Woods (BBC)	2:16.33
1981-	G. Goodall (BSHS)	S. O'Driscoll (NC)	R.B. Swinton (BGS)	M.A. Freeman (CEGS)	R.J. Leighton (TSS)	2:11.55
1982-	J. Brennan (BBC)	C. Forster (BSHS)	S. Moore (CEGS)	X. Clarke (GT)	S. Ponton (IGS)	2:09.37
1983-	J.S. Ives-Plunkett (BSHS)	J.R. Plummer (IGS)	S.R. Gane (BGS)	A.M. O'Donoghue (GT)	J.R. Reeve (CEGS)	2:04.38
1984-	C.A. Logan (BSHS)	M.T. Lee (CEGS)	J.G. Plummer (IGS)	P.L. Quinn (GT)	A.B.J. Scriven (BGS)	2:02.44
1985-	T. Cronshaw (BGS)	W.W. Friese (IGS)	D.J. Maclean (BBC)	M.J. Gallen (NC)	D.R. Bodman (GT)	2:08.87
1986-	J. C. Cooper (BSHS)	E.J. Nunn (IGS)	J.A. McKeering (NC)	J.C. Seymour (ACGS)	A.L.J. Cross (BGS)	2:08.22
1987-	K.J. Perkins (BBC)	C.R. Patterson (BSHS)	M.J. Buhaj (NC)	D.J.G. Little (BGS)	C.J. McInerney (GT)	2:10.92
1988-	R.K. Lyndon (GT)	K.D. Eldndge (ACGS)	A.J. Mowbray (TSS)	J.R. Forster (BSHS)	M. Keamey (NC)	2:06.20
1989-	B.C. Hiddlestone (BBC)	M.J. Stewart (GT)	J.C. McAllister (ACGS)	M. Logan (BGS)	N. Harrold (IGS)	2:08.72
1990-	B.O. Nothing (BGS)	P.J. Gibson (GT)	A.H. Flaskas (ACGS)	R.M. Collie (BSHS)	D.J. Norms (NC)	2:09.73
1991-	K.A. Laxis (BGS)	J.D. Padis (BSHS)	B.J. Dittmar (NC)	M.J.Gordon (GT)	N.J. Marshall (ACGS)	2:11.72
1992-	M. Roland (NC)	K.A. Laxis (BGS)	L.M. Richmond (ACGS)	T.V.D. Walker (TSS)	G.M. Steggall (GT)	2:02.01
1993-	S.C. Kennedy (NC)	N.B. Baird (BSHS)	M.G. Sara (BBC)	M.D. Thomas (TSS)	S.K.C.Y. Liew (ACGS)	2:01.51 @
1994-	P.R. Court (NC)	J. Wheeler (ACGS)	D.C. Berndt (BGS)	T. Harris (IGS)	A. Flores (TGS)	2:10.41
1995-	W.B. Guthrie (GT)	S.T. Talbot-Cameron (NC)	A.T. Yates (TSS)	M.Q.G. Bell (BGS)	D.J. Taylor (ACGS)	2:02.25
1996-	M.E. Smith (NC)	G.R. Davies (BBC)	M.R. Macann (GT)	G.T. Scarce (TSS)	B.J. Norris (ACGS)	2:07.31
1997-	L.C. McBean (TSS)	M.R. Bowd (NC)	D. Muller (BBC)	W. Britton (BGS)	D. Patterson (IGS)	2:04.78
1998-	E. Hinschen (IGS)	I. Goh (TSS)	R.G. Barker (NC)	L. Stanton (BGS)	C.T. Gamaut (GT)	2:07.30
1999-	A.J. Hutchinson (NC)	N.R. Sprenger (GT)	T.A. Cunningham (TSS)	T. Beadle (BGS)	R.S. O'Neil (ACGS)	2:03.19
2000-	D. Johnston (BSHS)	C. Partridge (TSS)	A. Thompson (IGS)	L.M.H. Lyons (BBC)	S.A. Clarke (NC)	2:02.16
2001-	S. James (BGS)	J. Chandler (IGS)	R.P. Freney (NC)	A.P. Dillon (GT)	H. Moncrieff (TSS)	2:05.10
2002-	D. Linde (IGS)	E. Hannant (TSS)	S.M. Sprenger (GT)	A.R. Carlton (BBC)	B.F. Hutchinson (NC)	2:02.24
2003-	W.H. Han (TSS)	J.A. Amberger (NC)	M. Newmann (IGS)	C.B. Massie (ACGS)	T. McKendry (BGS)	2:05.25
2004-	H. Samuela (BSHS)	C.H. Morrison (ACGS)	E.M. Barry (GT)	J. Moorfoot (TSS)	D.R. Price (NC)	2:04.04
2005-	B.J. Walkington (NC)	J. Bailey (TSS)	T.L. James (BBC)	H.W. Simmonds (ACGS)	D. Young (BGS)	2:03.47
2006-	E.J. McKendry (BGS)	H. Perkins (TSS)	G.P. O'Brien (GT)	D.R. Powell (ACGS)	A.J. Hughes (NC)	2:07.04
2007-	M. Larkin (BGS)	H.B. Taylor (ACGS)	T.G. Sprenger (GT)	A.J. Mills (BBC)	Z.A. Taylor (NC)	2:03.34
2008-	A.Digby (TSS)	H.W. Strathdee (IGS)	H.Pullar (ACGS)	K.J. Donaldson (NC)	L.A. Walker (BGS)	2:07.15
2009 -	J. T. Pye (IGS)	A. T. Pace (BBC)	J. A. McLoughlin (NC)	J. Van Nieuwburg (TSS)	D. L. Matthews (BSHS)	2:06.42
2010 -	C.F.Fasala (IGS)	S.B.Horton (TSS)	D.V. Oliver (NC)	P.J.Soaheira (ACGS)	R.J.Parker (BSHS)	2:04.20
2011-	J.T Seawright (GT)	T.C. Rull (BSHS)	J.R. Neilsen (TSS)	J.P. McFerran (IGS)	M.A. Carleton (ACGS)	2:06.05
2012-	B.J. Oates (TGS)	J. Taylor (ACGS)	J.T. Scully (IGS)	M.S. Statham (TSS)	B.I. Jason (NC)	2:02.72
2013-	E.R.Mitchell (BBC)	J. Lello (BSHS)	C. Usher (TSS)	S.J. Dobbie (TGS)	J. Herbert (NC)	2:03.31
2014-	L. Gough (BSHS)	T.J. Wilson (TGS)	M.J. Osborn (TSS)	S.A. Coombes (NC)	W. Harris (ACGS)	2:04.72
2015-	S.P. Arthur (TSS)	H. Cotter (NC)	A. Grant (BGS)	C. Smith (ACGS)	O. Mitchell (BBC)	2:02.09

200 Metre Freestyle: Under 15

Date	First	Second	Third	Fourth	Fifth	Time
1964-	B.R. Chambers (NC)	C. McLaughlin (BSHS)	B. McMahon (GT)	D.J. Marriott (CEGS)	B.J. Mecklem (BGS)	2:19.9
1965-	D.M. Ryland (BBC)	A.J. Holland (CEGS)	M.C. Beatty (NC)	S. Beaver (BGS)	A. Woolard (BSHS)	2:21.2
1968-	B. McGregor (TGS)	A. Shean (GT)	T. Hoskin (BBC)	C.J. Brookes (CEGS)	B. Carothers (BSHS)	2:16.8
1969-	B. Cooper (BSHS)	G.R. Langdon (BBC)	R. Arundell (BGS)	P. Raward (TSS)	R. Rayner (GT)	2:11.7
1970-	J. Ven Opdenbosch (GT)	S. Smith (BSHS)	N. Madin (BGS)	D. Unwin (CEGS)	P. Lalor (NC)	2:07.7
1971 -	G. Frost (BSHS)	D.J. Unwin (CEGS)	G.J. Leather (BGS)	C. Jones (GT)	D. Speight (TGS)	2:14.8
1972-	M. Tonelli (GT)	S.R. Holland (CEGS)	P. Monroe (BSHS)	A.M. Reaburn (TSS)	R. McGregor (BGS)	2:09.8
1973-	R. Jones (GT)	R. Beneich (BGS)	R. McCowan (CEGS)	M. Steel (BSHS)	S.J. Crocker (BBC)	2:12.4
1974-	R. Bendeich (BGS)	B. Donovan (CEGS)	M. Crouch (GT)	S. Harris (BSHS)	C. Farr (TGS)	2:11.1
1975-	D. Atkins (BSHS)	G. Bendeich (BGS)	C. Seawright (TGS)	A.G. Thompson (BBC)	G. Byram (CEGS)	2:11.3
1976-	W. Greenhalgh (TSS)	T. McCawley (GT)	G.A. Byram (CEGS)	M. Malley (BSHS)	P. Beardmore (BGS)	2:08.00
1977-	J.M. Hooper (BSHS)	G.R. Seawright (TGS)	R. Morrison (GT)	D.W. Pullinger (TSS)	M. Hoey (BGS)	2:11.5

200 Metre Freestyle: Under 15 (Continued)

Date	First	Second	Third	Fourth	Fifth	Time
1978-	F.H. Van der Zant (BSHS)	A. Sambrook (BGS)	L.C. Muir (TSS)	T. Karydis (TGS)	M. Dann (GT)	2:09.6
1979-	D.S. Fraill (TSS)	T. Dobson (GT)	G. Trotman (NC)	B. Nagel (BSHS)	A. Lee (CEGS)	2:11.23
1980-	S.E. Clark (BSHS)	A.D. Dietz (TSS)	S. Chapman (BGS)	B. Mulvihill (GT)	B.D. Summerville (NC)	2:04.88
1981 -	J.L. Lemberg (BSHS)	G.D. Trenery (TGS)	A.J. Smith (BGS)	A.G. Woods (BBC)	D.J. Mills (TSS)	2:04.87
1982-	T. Halliday (BSHS)	L. Crisp (TSS)	G. Hepple (TGS)	B. McDonald (IGS)	S. Driscoll (NC)	2:00.80
1983-	J.M. Brennen	C.A. Forster (BSHS)	S.N. Ponton (IGS)	K.N. Van As (CEGS)	S. Gillespie (NC)	2:01.27
1984-	J. R. Plummer (IGS)	S.R. Gane (BGS)	P.W. Burton (BSHS)	A.M.O'Donoghue (GT)	G.J. Davies (CEGS)	2:03.81
1985-	C.A. Logan (BSHS)	PL. Quinn (GT)	M.T. Lee (ACGS)	J.M. Fenner (BGS)	R.J. Godbolt (IGS)	2:00.57
1986-	T. Cronshaw (BGS)	M.J. Gallen (NC)	M.J. Fredencks (GT)	W.W. Friese (IGS)	F.H. Bently (BBC)	2:05.07
1987-	J.C. Cooper (BSHS)	J.A. McKeening (NC)	E.J. Nunn (IGS)	A.L.J. Cross (BGS)	W.D. Fredericks (GT)	2:03.80
1988-	C.C. HackeH (TSS)	K.J. Perkins (BBC)	S.E. Lewis (BSHS)	M.J. Buhai (GT)	D.J.G. Little (BGS)	2:03.21
1989-	A.R. Vary (BSHS)	R.K. Lyndon (GT)	K.D. Eldridge (ACGS)	M.S. Cruickshank (BGS)	M.J. Kearney (NC)	2:00.02
1990-	B.C. Hiddlestone (BBC)	M.J. Stewart (GT)	J.C. McAllister (ACGS)	M. Logan (BGS)	A.A. Jordan (BSHS)	2:01.23
1991-	P.J. Gibson (GT)	R.O. Nothling (BGS)	A.H. Flaskas (ACGS)	R.M. Collie (BSHS)	T.R. Neylan (NC)	2:05.61
1992-	T.A.L. Nicholson (ACGS)	D. Boxall (BSHS)	D. Stillar (NC)	C.R. Mowbray (TSS)	K.J. Hanna (IGS)	1:59.59
1993-	R.A. Powells (BSHS)	L.M. Richmond (ACGS)	M.J. Roland (NC)	S.A. Cleghorn (BBC)	T.V.D. Walker (TSS)	2:00.85
1994-	S.C. Kennedy (NC)	N.B. Baird (BSHS)	M.G. Sara (BBC)	M.D. Thomas (TSS)	A.R. Challen (BGS)	1:59.56
1995-	R.D. Brosgarth (NC)	J. Wheeler (ACGS)	D.C. Berndt (BGS)	R.S. Brough (GT)	R.A. Clarke (BBC)	2:01.66
1996-	W.B. Guthrie (GT)	D.M. Bush (NC)	M. Bell (BGS)	P.F. McCallum (TSS)	K.T.M. Playford (BBC)	2:01.00
1997-	S.A. Bright (NC)	G. Davies (BBC)	M. Riley (BGS)	M.R. Macann (GT)	N. Gourgaud (IGS)	2:01.12
1998-	L.C. McBean (TSS)	R.P.S. McDonald (NC)	D.C. Muller (BBC)	W. Briton (BGS)	C. Mackay (ACGS)	1:59.89
1999-	E. Hinschen (IGS)	I. Goh (TSS)	B. Capell (BSHS)	L. Stanton (BGS)	R.G. Barker (NC)	2:05.71
2000-	N.R. Sprenger (GT)	A.J. Hutchinson (NC)	T. Cunningham (TSS)	M. Lowrey (BGS)	C.M. Perkins (BBC)	1:57.47
2001-	L. Brodie (NC)	D. Johnston (BSHS)	D.S.C. Cramb (BBC)	A. Thompson (IGS)	G. Sparrow (TSS)	2:01.76
2002-	S. James (BGS)	J. Chandler (IGS)	A.P. Dillon (GT)	J.H. Juhasz (ACGS)	H. Moncrieff (TSS)	2:01.22
2003-	D. Linde (IGS)	E.E. Hannant (TSS)	B.F. Hutchinson (NC)	M. Dewhurst (BGS)	S.M. Sprenger (GT)	1:58.68
2004-	D.J. van Velden (BBC)	B.E. Donaldson (NC)	T. McKendry (BGS)	S. Davies (TSS)	J.C. Houghton (ACGS)	1:57.22 @
2005-	J. Moorfoot (TSS)	E.M. Barry (GT)	N. Johnson (NC)	H. Samuela (BSHS)	M.J. Allen (BBC)	2:00.01
2006-	T.J. James (BBC)	J. Bailey (TSS)	B.J. Walkington (NC)	H.W. Simmonds (ACGS)	N.J. Rider (GT)	2:00.19
2007-	G.P. O'Brien (GT)	E.J. McKendry (BGS)	D.R. Powell (ACGS)	H. Perkins (TSS)	C.W. Gray (NC)	2:00.59
2008-	H.B. Taylor (BSHS)	Z. Dalby (ACGS)	Z.A. Taylor (BSHS)	C.M. Raven (IGS)	B. King (TSS)	2:01.83
2009 -	Z. Featherstone (TSS)	R. Eugster (NC)	H. J. Pullar (BGS)	O. J. Breakwell (BSHS)	H. W. Strathdee (IGS)	1:58.98
2010 -	J.A. McLoughlin (NC)	D. L. Matthews (BSHS)	B. M. Willoughby (TSS)	D. S. Timbs (TGS)	M. E. Pendarl (ACGS)	2:03.45
2011-	C.F. Fasala (IGS)	S.B. Horton (TSS)	D.V. Oliver (BGS)	P.C. Mills (BBC)	G.D. Windsor (GT)	2:00.18
2012-	J.P. McFerran (IGS)	T.C. Rull (BSHS)	J. Seawright (GT)	C.R. Lewis (NC)	M. Carleton (ACGS)	2:01.40
2013-	B.J. Oates (TGS)	L. Townsend (GT)	J. Taylor (ACGS)	B. Jason (NC)	J.T. Scully (IGS)	2:00.73
2014-	C. McFaul (BSHS)	Z. Stubblety-Cook (ACGS)	B.J. Clarke (TGS)	A. Gantimuroff (BBC)	B.J. Woolf (NC)	2:03.05
2015-	L.T. Gough (NC)	M.J. Osborn (TSS)	T. Wilson (TGS)	C. Williams (BSHS)	J. Jackson (BGS)	2:00.99

200 Metre Freestyle: Under 16

Date	First	Second	Third	Fourth	Fifth	Time
1937-	J. Stuart (TGS)	J. Peteman (IGS)	J. Hall (CEGS)	L. Hoey (BBC)	D. Arnold (BGS)	2:54 1/5
1939-	R.A. McGregor (CEGS)	T. McGrath (NC)	R.J. Grant (GT)	I. Hinwood (BBC)	G.J. Stuart (TGS)	2.49
1940-	A. Davidson (CEGS)	I.A. Hinwood (BBC)	G.M. D'Arcy (GT)	S.R. Leggo (BGS)	I. Smith (BSHS)	2:49 1/5
1941-	R. Mactaggart (CEGS)	J.K. Abbott (BGS)	E. Oulity (GT)	D. Hodges (NC)	S.D. Dwever (TGS)	2.40
1943-	I. Wright (CEGS)	W. Hinder (CEGS)	A. Hunter (BSHS)	J.B. Hutchings (BGS)	G.W. Tweedale (BBC)	2:55 3/5
1944-	G.J. Bendeick (CEGS)	I.D. Brown (BGS)	D. Clouston (TSS)	G.M. Card (TGS)	R. Johnson (BSHS)	2:43 4/5
1946-	T.W. Eady (TSS)	T. Jones (BSHS)	R. Ferner (CEGS)	F.R. Sullivan (GT)	R. Ashley (TGS)	2:42 2/5
1947-	J.R. Boast (BGS)	R.N. Gale (CEGS)	R. Hogarth (BSHS)	M. Trennery (TGS)	L.E. Wruck (GT)	2:46 3/10
1948-	K. Potts (BSHS)	M.W. Cameron (CEGS)	M. Crittenden (TSS)	T.A. Hickey (GT)	N.R. Smith (BBC)	2:42 7/10
1949-	D.O. Mason (CEGS)	K. Wacker (BGS)	R. Vorpapel (TGS)	D. Bird (BBC)	B. Deignan (NC)	2:35 4/10
1950-	H.A. Weld (GT)	D. Quinn (BSHS)	B.B. Noel (CEGS)	P. Hobler (BBC)	W. Bourke (NC)	2:31 8/10
1952-	C.J. Weld (GT)	W. Arnold (CEGS)	J. McCarthy (NC)	J. Quinn (BGS)	W.R. Raymond (TGS)	2.27
1953-	D.E. Palm (BBC)	B. Hawlins (CEGS)	N.M. Cooke (GT)	L.W. Sherlock (TSS)	R. Newman (BSHS)	2:31 7/10
1954-	R. Anderson (GT)	A. Sharpe (IGS)	T. Cichero (BGS)	J. O'Brien (NC)	R. Simmonds	2:53 2/5
1955-	B. Buggy (GT)	M. Barwick (NC)	M.R. Hooper (CEGS)	R. Delmodes (BBC)	A. Wail (BGS)	2:37 9/10
1956-	P. Eriksen (CEGS)	D. McCarthy (BBC)	J. Shay (NC)	A. Fingleton (GT)	P. Beal (BGS)	2:21 1/5
1957-	K. Fredericks (NC)	V.K. Huxley (TSS)	J. Dunsdon (GT)	R.C. Wippell (CEGS)	N. Potts (BGS)	2:24 4/5
1958-	E.B. Richards (GT)	N. Bomford (NC)	F. Graham (BBC)	G.H. Miller (CEGS)	A. Jordan (TSS)	2.27
1959-	J. Fingleton (GT)	F. Graham (BBC)	A. Board (CEGS)	R. Beaver (BGS)	R. Stitz (IGS)	2:19 3/5
1960-	T. McMahon (NC)	G. Mountseer (GT)	A.E.S. Board (CEGS)	C. Leagh-Murray (BGS)	R.S. Gregory (BBC)	2:19 4/5
1961-	N. Reynolds (CEGS)	J. Potts (TSS)	R. Fingleton (GT)	G. Dunne (BGS)	G. Ellwood (NC)	2:11 3/10
1962-	H. Robertson (TSS)	D. Milburn (TSS)	P.G. Mitchell (CEGS)	R. Morgan (BSHS)	J.A. Thorpe (BGS)	2:17 9/10
1963-	A. McLeod (BGS)	G. Rayner (BSHS)	P.J.D. Meares (CEGS)	A. Lough (TSS)	J.C. Dixon (IGS)	2.18
1964-	R. Birch (BSHS)	R.N. Sweetman (CEGS)	T.A. Lipscomb (NC)	G.E. Handley (BGS)	R.E. Gregory (BBC)	2:17.8
1965-	D.J. Lloyd (CEGS)	G.L. Gardiner (NC)	B.F. McMahon (GT)	C. McLaughlin (BSHS)	P.F. Maloney (TSS)	2:17.1
1968-	B. Fisher (GT)	K. Nyberg (BSHS)	K.R. McGregor (TGS)	B.J. Martin (BGS)	R.R. Frail (TSS)	2:14.5
1969-	A. Shean (CEGS)	B. McGregor (TGS)	B. Carothers (BSHS)	R. Frail (TSS)	T. Hoskin (BBC)	2:13.2
1970-	B. Cooper (BSHS)	R. Devlin (GT)	G.R. Langdon (BBC)	R. Graham (TSS)	R. Magoffin (CEGS)	2:03.9
1971-	N.W. Martin (BGS)	S. Smith (BSHS)	R. Devlin (GT)	R. Lalor (NC)	M.F. Bolt (TSS)	2:05.2
1972-	G. Frost (BSHS)	D.J. Unwin (CEGS)	C. Webb (BGS)	C. Jones (GT)	D.J. Speight (TGS)	2:10.0
1973-	R. Jones (GT)	R. Bendeick (BGS)	R. McCowan (CEGS)	M. Steele (BSHS)	S. Crocker (BBC)	2:12.4
1974-	D. Oswin (BGS)	R. Jones (GT)	R. McCowan (CEGS)	M. Steel (BSHS)	S. Crocker (BBC)	2:06.8
1975-	S. Harris (BSHS)	R. Bendeich (BGS)	M. Van de Velde (GT)	B. Donovan (CEGS)	P. Hickey (TSS)	2:08.7
1976-	D. Atkins (BSHS)	G. Bendeich (BGS)	V.D. Prince (CEGS)	A.G. Thomson (BBC)	C. Johnson (GT)	2:09.0
1977-	T. McCawley (GT)	W. Greehalgh (TSS)	R. Beardmore (BGS)	I.A. Van Haeringen (BSHS)	R.B. Brandon (BBC)	2:07.2
1978-	G.R. Seawright (TGS)	L.R. Hogg (BSHS)	R. Morrison (GT)	M. Hoey (BGS)	S.L. Muir (TSS)	2:08.4
1979-	L. Hogg (BSHS)	A. Sambrook (BGS)	L.C. Muir (TSS)	L. Leech (IGS)	R. Duncan (NC)	2:05.54
1980-	T. Dobson (GT)	S.J. Major (BSHS)	A.G. Lee (CEGS)	J.W. Ardron (IGS)	R.D. Victor (TGS)	2:06.54
1981-	S.E. Clark (BSHS)	A.D. Dietz (TSS)	B. Mulvihill (GT)	A. Woodward (NC)	S.C. Chapman (BGS)	2:01.91
1982-	J. Lemberg (BSHS)	G. Trenery (TGS)	A. Smith (BGS)	A. Woods (BBC)	B. Kane (TSS)	2:01.04
1983-	T.E. Halliday (BSHS)	M.C. O'Brien (GT)	L.J. Crisp (TSS)	G.J. Hepple (TGS)	B.J. MacDonald (IGS)	2:05.41
1984-	D.J. Armstrong (BSHS)	J.M. Brennan (BBC)	X.E. Clarke (GT)	A.J. Kurth (BGS)	K.N. Van As (CEGS)	1:58.53
1985-	C.R. Mellin (IGS)	A.D. Sole (GT)	A.I. Cribb (BGS)	B. Clatworthy (BSHS)	R.C. Macknish (ACGS)	2:03.37
1986-	C.A. Logan (BSHS)	R.L. Quinn (GT)	C. Mitchell (NC)	E.D. Barry (ACGS)	R.J. Godbolt (IGS)	1:56.87
1987-	M.K. Fredericks (GT)	T. Cronshaw (BGS)	M.J. Gallen (NC)	F.H. Bently (BBC)	W.W. Friese (IGS)	2:01.67
1988-	J.C. Cooper (BSHS)	J. McKeering (NC)	T.A. Sayer (TSS)	E. Nunn (IGS)	W.D. Fredericks (GT)	1:59.60
1989-	K.J. Perkins (BBC)	T.W. Penrose (TSS)	D.J.G. Little (BGS)	S.E. Lewis (BSHS)	A.A. Clarke (IGS)	1:59.36
1990-	D.A. Sheehan (BSHS)	R.K. Lyndon (GT)	K.D. Eldridge (ACGS)	J.A. Charlesworth (NC)	D.R. Bitmead (IGS)	1:57.30
1991 -	B. Hiddlestone (BBC)	M.J. Stewart (GT)	M. Logan (BGS)	J.C. McAllister (ACGS)	A.A. Jordan (BSHS)	2:00.34
1992-	B.O. Nothling (BGS)	T. Mahony (NC)	P.J. Gibson (GT)	A.H. Flaskas (ACGS)	R. Collie (BSHS)	1:59.35
1993-	D.J. Boxall (BSHS)	N.J. Marshall (ACGS)	P.W. Stokes (BBC)	J.S. Turnbull (GT)	D.N. Faint (NC)	1:57.16
1994-	R.A. Powells (BSHS)	L.M. Richmond (ACGS)	S.M. Nothing (BGS)	M.J. Roland (NC)	G.M. Steggall (GT)	1:57.57

200 Metre Freestyle: Under 16 (Continued)

Date	First	Second	Third	Fourth	Fifth	Time
1995-	S.C. Kennedy (NC)	M.G. Sara (BBC)	D. Holcombe (BSHS)	D.W. Guthrie (GT)	S.R. Cox (ACGS)	1:56.16
1996-	P. Brosgarth (GT)	J.B. Santacaterina (NC)	J. Wheeler (ACGS)	A. Athanasiov (TGS)	R.A. Clarke (BBC)	1:58.02
1997-	W.B. Guthrie (GT)	R.W. Coote (NC)	M. Bell (BGS)	R.F. McCallum (TSS)	D.W. Shand (ACGS)	1:57.97
1998-	S.A. Bright (NC)	G.T. Scarce (TSS)	G.R. Davies (BBC)	R. Melloy (BGS)	S.C. Turnbull (GT)	2:00.54
1999-	L.C. McBean (TSS)	C.J. Nasato (NC)	C.T. Mackay (ACGS)	S. McElroy (BSHS)	R. Church (IGS)	1:58.88
2000-	E. Hinschen (IGS)	L. Stanton (BGS)	B. Capell (BSHS)	G.H. Clayton (NC)	M. Turnock (TSS)	2:04.29
2001-	N.R. Sprenger (GT)	A. Martin (BBC)	A.J. Hutchinson (NC)	T. Cunningham (TSS)	T. Beadle (BGS)	1:55.86 @
2002-	A. Thompson (IGS)	D. Johnston (BSHS)	L. Brodie (NC)	A.R. Dickey (TGS)	C.M. Perkins (BBC)	1:58.16
2003-	S. James (BGS)	J. Chandler (IGS)	D.C. Ritchie (TSS)	K.M. Richardson (NC)	A.P. Dillon (GT)	1:58.97
2004-	E. Hannant (TSS)	D. Linde (IGS)	C. Clarke (BSHS)	S.M. Sprenger (GT)	B.F. Hutchinson (NC)	1:56.36
2005-	D.J. Van Velden (BBC)	T. McKendry (BGS)	S. Davies (TSS)	B.J. Donaldson (NC)	B. Freese (IGS)	2:00.72
2006-	N.R. Johnston (NC)	J. Moorfoot (TSS)	E.M. Barry (GT)	A.J. Douglas (BGS)	H. Samuela (BSHS)	1:58.01
2007-	N.R. Johnston (NC)	J. Bailey (TSS)	H.W. Simmonds (ACGS)	T.J. Thomas (BBC)	N.J. Rider (GT)	1:56.89
2008-	G.P. O'Brien (GT)	E.J. McKendry (BGS)	D.Powell (ACGS)	K.Logan (IGS)	L.Thompson (TSS)	1:55.90
2009 -	H. B. Taylor (BSHS)	Z. A. Taylor (NC)	A. J. Mills (BBC)	T. Clarke (TSS)	Z. T. Dalby (ACGS)	1:58.54
2010-	A. Digby (TSS)	R. Eugster (NC)	O. J. Breakwell (BSHS)	H. J. Pullar (BGS)	J. P. Merrilees (ACGS)	2:01.14
2011-	R.C. Gerlach (ACGS)	M.J. Mincham (TSS)	J.A. McLoughlin (NC)	W.H. Lane (TGS)	J.W. Mills (BBC)	2:00.49
2012-	C.F. Fasala (IGS)	S.B. Horton (TSS)	M.H. Kwong (NC)	P. Mills (BBC)	G. Windsor (GT)	1:57.36
2013-	J.A. Parrish (TSS)	S. Young (BGS)	J. Seawright (GT)	C. Lewis (NC)	M. Carleton (ACGS)	1:57.94
2014-	E.R. Mitchell (BBC)	L. Townsend (GT)	C. Usher (TSS)	W. Walsh (ACGS)	J.T. Scully (IGS)	1:58.32
2015-	D. Stevens (TGS)	C. McFaul (BSHS)	Z. Stubbety-Cook (ACGS)	B.J. Wolf (NC)	E.D Cole (TSS)	1:59.76

200 Metre Freestyle: Open (New Event, 1978)

Date	First	Second	Third	Fourth	Fifth	Time
1978-	D.J. Atkins (BSHS)	G.K. Orbell (IGS)	T. McCawley (GT)	G.A. Byram (CEGS)	R. Beardmore (BGS)	2:05.00
1979-	R. Nagel (BSHS)	G. Orbell (IGS)	M. Green (GT)	S. Muir (TSS)	R. Milroy (BGS)	2:04.50
1980-	L.R. Hogg (BSHS)	A. Sambrook (BGS)	R. Duncan (NC)	L.W. Leech (IGS)	S.G. Watson (TSS)	2:03.88
1981-	A.M. Wilson (BSHS)	T.H. Dodson (GT)	C.G. Chapman (BGS)	R.D. Victor (TGS)	J.W. Ardron (IGS)	2:03.29
1982-	S. Clark (BSHS)	A. MacLachlan (TSS)	T.H. Dodson (GT)	S. Chapman (BGS)	A. Woodward (NC)	2:02.04
1983-	J.W. Lemberg (BSHS)	A.G. Woods (BBC)	A.J. Smith (BGS)	R.W. Zinn (IGS)	M.C. Waugh (GT)	1:58.14
1984-	M.R. Magnusson (CEGS)	R.A. Cameron (BBC)	M.C. O'Brien (GT)	L.T. Crisp (TSS)	B.R. MacDonald (IGS)	2:04.00
1985-	D.J. Armstrong (BSHS)	M.J. Mooney (IGS)	X.F. Clarke (GT)	A.J. Kurth (BGS)	C.J. Davies (ACGS)	1:57.16
1986-	X.F. Clarke (GT)	A.I. Cribb (BGS)	N.G. Magnusson (ACGS)	N. Myles-Edelsten (TSS)	G.C. McKie (BBC)	2:02.44
1987-	C.A. Logan (BSHS)	R.L. Quinn (GT)	R.J. Godbolt (IGS)	E.D. Barry (ACGS)	R.A. Stone (BBC)	1:57.61
1988-	F.H. Bently (BBC)	M.K. Fredericks (GT)	M. Gallen (NC)	D.J. Helgeson (BGS)	W.W. Friese (IGS)	2:01.62
1989-	J.C. Cooper (BSHS)	D.J. Helgeson (BGS)	M. Humphreys (BBC)	J.A. McKeering (NC)	W.D. Fredericks (GT)	1:57.68
1990-	K.J. Perkins (BBC)	T.W. Penrose (TSS)	S.E. Lewis (BSHS)	D.J. Little (BGS)	C.B. Wright (NC)	1:59.80
1991-	K. Perkins (BBC)	C.C. Hackett (TSS)	K.D. Eldridge (ACGS)	R.K. Lyndon (GT)	H.M. Collie (BSHS)	1:52.36
1992-	K. Herrod (BSHS)	M.J. Stewart (GT)	B.C. Hiddlestone (BBC)	B. McGregor (NC)	J.C. McAllister (ACGS)	1:54.93
1993-	B.O. Nothing (BGS)	M.P. Chappel (GT)	T.K. Mahony (NC)	C.M. Ballinger (BBC)	B. Dixon (TSS)	1:58.68
1994-	D.J. Boxall (BSHS)	L.F. Brown (NC)	C.R. Thomas (BGS)	P.W. Stokes (BBC)	J.S. Turnbull (GT)	1:57.58
1995-	L.M. Richmond (ACGS)	J.R. English (BBC)	C.R. Thomas (BGS)	M.J.T. Roland (NC)	G.M. Steggall (GT)	1:56.81
1996-	S.C. Kennedy (NC)	L.M. Richmond (ACGS)	M.D.S. Thomas (TSS)	M.G. Sara (GT)	J. Salomaa (TGS)	1:55.65
1997-	S.J. Kesby (NC)	R.D. Faulkner (TSS)	P. Brosgarth (GT)	R. Clarke (BBC)	G. Heidke (TGS)	1:56.40
1998-	R.D. Faulkner (TSS)	S.J. Kesby (NC)	R. Brosgarth (GT)	D. Berndt (BGS)	J. McAully (IGS)	1:55.58
1999-	S.A. Bright (NC)	G. Heidke (TGS)	M. Riley (BGS)	S.C. Turnbull (GT)	G.T. Scarce (TSS)	1:59.25
2000-	R.P. McDonald (NC)	L. McBean (TSS)	S. Morgan (BSHS)	P.A. Bures (GT)	D.C. Muller (BBC)	1:55.25
2001-	R.P.S. McDonald (NC)	S. Morgan (BSHS)	J. Bird (TSS)	T.C. Cole (GT)	C. Mackay (ACGS)	1:57.19
2002-	N.R. Sprenger (GT)	A.J. Hutchinson (NC)	T. Cunningham (TSS)	A. Martin (BBC)	S.J. Bassett (ACGS)	1:52.29 @
2003-	A.J. Hutchinson (NC)	A. Thompson (IGS)	D. Johnston (BSHS)	D. Millwain (TSS)	C.D. Sprenger (GT)	1:56.27
2004-	D. Johnston (BSHS)	D. Millwain (TSS)	L. Brodie (NC)	J. Chandler (IGS)	S. James (BGS)	1:54.39
2005-	E. Hannant (TSS)	R.J. Hilder (NC)	C. Hamer (IGS)	M.J. Weatherley (ACGS)	M. Dewhurst (BGS)	1:55.02
2006-	D.J. Van Velden (BBC)	A. Brown (TSS)	J.A. Amberger (NC)	M. Brooks (BSHS)	T.M. McKendry (BGS)	1:54.47
2007-	J. Moorfoot (TSS)	E.M. Barry (GT)	S.H. Moore (BGS)	K.M. Crawford (NC)	M. Brooks (BSHS)	1:56.04
2008-	N.R. Johnston (NC)	H.Simmonds (ACGS)	J.Bailey (TSS)	R.J. Donald (BSHS)	L.G. Slattery (IGS)	1:56.17
2009 -	T. Parris (TSS)	E. J. McKendry (BGS)	N. J. Rider (GT)	L. L. Allan (BBC)	R. J. Donald (BSHS)	1:55.22
2010-	Z.A. Taylor (NC)	A.J. Mills (BBC)	C. Fedrick (IGS)	S. D. Blakeway (ACGS)	L. G. Bailey (BGS)	2:01.53
2011-	J.P. Merrilees (ACGS)	R. Eugster (NC)	O.J Breakwell (BSHS)	P.J. McInerney (GT)	F.H. Hope (BBC)	1:59.08
2012-	J.A.McLoughlin (NC)	M.J. Mincham (TSS)	R. Gerlach (ACGS)	W.H. Lane (TGS)	S. Pegg (BBC)	1:57.63
2013-	C. F. Fasala (IGS)	L.M. Colquhoun (TSS)	T.C. Ludlow (TGS)	P.C. Mills (BBC)	G. Windsor (GT)	1:56.81
2014-	M. Carleton (ACGS)	M.J. Mincham (TSS)	S. Young (BGS)	J. Seawright (GT)	O.J. Pye (IGS)	1:54.14
2015-	S. Young (BGS)	J.K. Kersten (TSS)	L. Townsend (GT)	E.R. Mitchell (BBC)	A. Camp (ACGS)	1:53.56

200 Metre Medley Relay: Under 13

Date	First	Second	Third	Fourth	Fifth	Time
1974-	BGS	CEGS	GT	NC	BSHS	2:17.1
1975-	BGS	BBC	CEGS	GT	TGS	2:28.4
1976-	BSHS	BGS	GT	CEGS	BBC	2:24.6
1977-	IGS	GT	TSS	BSHS	BGS	2:22.4
1978-	BSHS	BGS	GT	IGS	NC	2:19.2
1979-	BSHS	TSS	GT	BGS	TGS	2:27.11
1980-	BSHS	CEGS	TSS	BGS	TGS	2:21.31
1981-	BSHS	BGS	BBC	GT	TGS	2:14.89
1982-	BSHS	IGS	BGS	GT	TGS	2:14.99
1983-	BSHS	TSS	CEGS	BGS	GT	2:12.71
1984-	BSHS	TSS	BGS	BBC	CEGS	2:15.81
1985-	BGS	BSHS	IGS	TSS	BBC	2:17.18
1986-	NC	BSHS	ACGS	BBC	GT	2:13.75
1987-	GT	BGS	BSHS	NC	ACGS	2:12.72
1988-	ACGS	GT	BGS	NC	BBC	2:16.36
1989-	GT	BGS	ACGS	BSHS	TSS	2:10.72
1990-	GT	BSHS	ACGS	BBC	TSS	2:11.02
1991-	BGS	ACGS	TSS	GT	BSHS	2:11.50
1992-	NC	BSHS	ACGS	BGS	TSS	2:08.44
1993-	NC	BGS	BBC	ACGS	TGS	2:12.65
1994-	GT	NC	BBC	BGS	ACGS	2:11.37
1995-	ACGS	NC	BGS	GT	BSHS	2:10.14
1996-	NC	BBC	BGS	GT	ACGS	2:11.31
1997-	NC	GT	IGS	BGS	BBC	2:10.03
1998-	BBC	BGS	NC	GT	ACGS	2:09.75
1999-	BBC	IGS	TGS	NC	TSS	2:09.67
2000-	IGS	NC	BGS	GT	ACGS	2:12.05

200 Metre Medley Relay: Under 13 (Continued)

Date	First	Second	Third	Fourth	Fifth	Time
2001-	BGS	IGS	GT	BBC	ACGS	2:08.97
2002-	IGS	NC	ACGS	BSHS	BBC	2:07.01
2003-	GT	BGS	TSS	NC	BSHS	2:10.21
2004-	TSS	IGS	NC	ACGS	BSHS	2:07.48
2005-	NC	GT	TSS	IGS	ACGS	2:09.56
2006-	IGS	ACGS	NC	TSS	BGS	2:08.36
2007-	TSS	IGS	ACGS	BSHS	NC	2:10.95
2008-	NC	IGS	TSS	BSHS	BBC	2:10.41
2009 -	BGS	NC	BSHS	IGS	TSS	2:12.36
2010-	NC	GT	BGS	BSHS	IGS	2:07.50
2011-	TGS	BGS	BSHS	IGS	ACGS	2:06.56
2012-	BSHS	ACGS	IGS	BGS	NC	2:07.04
2013-	BSHS	BGS	TGS	GT	NC	2:03.35 @
2014-	ACGS	BGS	BSHS	TSS	GT	2:13.70
2015-	GT	IGS	BGS	BSHS	BBC	2:10.60

300 Metre Freestyle Relay: Under 13

Date	First	Second	Third	Fourth	Fifth	Time
1964-	BGS	GT	NC	BBC	BSHS	3:20.1
1965-	GT	CEGS	BBC	NC	TSS	3:19.8
1968-	CEGS	GT	BGS	TSS	NC	3:17.7
1969-	GT	NC	BGS	TSS	BSHS	3:16.4
1970-	TSS	BSHS	GT	CEGS	BGS	3:12.7
1971-	BGS	CEGS	NC	GT	BSHS	3:13.8
1972-	BGS	CEGS	GT	NC	IGS	3:04.7
1973-	BGS	GT	CEGS	BSHS	IGS	3:9.9
1974-	BGS	GT	BSHS	CEGS	NC	3:13.3
1975-	BSHS	BGS	GT	NC	CEGS	3:16.0
1976-	NC	BSHS	BGS	CEGS	GT	3:12.4
1977-	BGS	GT	BSHS	CEGS	TSS	2:18.8
1978-	BSHS	BGS	GT	NC	TSS	3:11.1
1979-	BGS	GT	BSHS	CEGS	NC	3:09.12
1980-	GT	BGS	BSHS	NC	TGS	3:11.89
1981-	BSHS	BGS	CEGS	GT	TGS	3:13.34
1982-	GT	BSHS	IGS	BGS	BBC	3:10.70
1983-	GT	BGS	NC	IGS	TSS	3:11.77
1984-	BGS	GT	IGS	TSS	BSHS	3:07.91
1985-	GT	NC	BGS	BBC	ACGS	3:04.89
1986-	NC	IGS	BGS	ACGS	BBC	3:09.31
1987-	GT	BGS	BSHS	NC	ACGS	3:06.12
1988-	BGS	IGS	GT	BBC	NC	3:06.37
1989-	GT	BGS	IGS	ACGS	NC	3:07.07
1990-	ACGS	BGS	BBC	IGS	NC	3:06.51
1991-	ACGS	GT	NC	BGS	TSS	3:05.36
1992-	BGS	NC	ACGS	GT	BBC	3:03.95
1993-	NC	ACGS	BGS	TSS	BSHS	3:00.26
1994-	NC	TSS	IGS	GT	BGS	3:03.27
1995-	NC	BBC	GT	TSS	BGS	3:01.88
1996-	NC	TSS	BBC	BGS	GT	2:59.98
1997-	NC	BGS	TSS	GT	ACGS	2:58.84
1998-	NC	TSS	BGS	GT	BBC	2:59.99
1999-	BGS	NC	TSS	GT	ACGS	3:05.19
2000-	BGS	GT	NC	TSS	IGS	2:54.22
2001-	BGS	TSS	NC	IGS	BBC	2:58.58
2002-	BGS	NC	GT	ACGS	BBC	2:53.16
2003-	BGS	NC	GT	BBC	ACGS	2:53.30
2004-	NC	GT	BGS	TSS	BBC	2:56.73
2005-	BGS	NC	IGS	ACGS	BBC	2:51.68
2006-	BGS	GT	BBC	NC	ACGS	2:53.94
2007-	GT	NC	ACGS	BBC	BGS	2:59.05
2008-	BBC	NC	BGS	ACGS	GT	2:58.54
2009 -	BBC	NC	GT	ACGS	IGS	2:59.99
2010-	BGS	NC	BBC	ACGS	GT	3:00.63
2011-	BSHS	GT	BGS	NC	TGS	3:05.15
2012-	BSHS	BGS	BBC	NC	GT	2:54.25
2013-	NC	BSHS	BBC	GT	TSS	2:55.57
2014-	BBC	ACGS	NC	BGS	GT	2:49.23 @
2015-	TSS	GT	BSHS	BGS	NC	3:01.77

200 Metre Medley Relay: Under 14

Date	First	Second	Third	Fourth	Fifth	Time
1974-	BGS	GT	CEGS	NC	TGS	2:14.5
1975-	BGS	CEGS	TSS	BSHS	BBC	2:19.3
1976-	BSHS	BGS	IGS	TSS	CEGS	2:20.1
1977-	BSHS	IGS	BGS	CEGS	BBC	2:14.5
1978-	BSHS	IGS	BGS	GT	CEGS	2:14.5
1979-	BSHS	TSS	BGS	GT	CEGS	2:08.72
1980-	BSHS	GT	TSS	TGS	IGS	2:12.6
1981-	BSHS	BGS	GT	CEGS	TGS	2:14.62
1982-	BSHS	CEGS	GT	BGS	BBC	2:05.30
1983-	BSHS	IGS	BGS	CEGS	BBC	2:04.36
1984-	BSHS	TSS	CEGS	NC	BGS	2:05.34
1985-	BGS	GT	BBC	ACGS	BSHS	2:08.42
1986-	BSHS	BGS	IGS	BBC	TSS	2:09.06
1987-	BSHS	NC	BGS	GT	BBC	2:05.36
1988-	BGS	BSHS	GT	BBC	ACGS	2:06.69
1989-	ACGS	GT	BBC	BGS	BSHS	2:07.98
1990-	GT	BGS	ACGS	BSHS	TSS	2:00.57
1991-	BSHS	GT	ACGS	BGS	BBC	2:04.13
1992-	ACGS	BGS	BBC	TSS	GT	2:04.93
1993-	NC	BSHS	GT	BGS	BBC	2:01.73
1994-	NC	BGS	TGS	BBC	ACGS	2:04.75

200 Metre Medley Relay: Under 14 (Continued)

Date	First	Second	Third	Fourth	Fifth	Time
1995-	GT	NC	BGS	ACGS	BBC	2:03.84
1996-	ACGS	BGS	GT	NC	IGS	2:04.16
1997-	BBC	NC	ACGS	BGS	TGS	2:06.00
1998-	IGS	TSS	GT	NC	BGS	2:02.84
1999-	BGS	BBC	NC	GT	IGS	2:04.03
2000-	BBC	NC	GT	IGS	TSS	2:02.54
2001-	NC	BGS	GT	IGS	TSS	1:59.87
2002-	BGS	BBC	GT	BSHS	IGS	2:02.65
2003-	IGS	ACGS	NC	BGS	TSS	1:59.78
2004-	BSHS	GT	NC	BGS	TSS	2:01.14
2005-	NC	TSS	ACGS	IGS	BGS	2:00.37
2006-	GT	NC	IGS	ACGS	TSS	2:04.21
2007-	BGS	ACGS	IGS	NC	TSS	2:02.23
2008-	TSS	IGS	ACGS	BSHS	NC	2:03.58
2009 -	IGS	NC	TSS	BGS	ACGS	2:01.66
2010-	NC	BGS	ACGS	TSS	BSHS	2:01.94
2011-	NC	ACGS	BGS	GT	TSS	2:00.08
2012-	TGS	BGS	IGS	ACGS	BSHS	1:58.64 @
2013-	BSHS	ACGS	BGS	IGS	TSS	1:59.93
2014-	BSHS	NC	TGS	BGS	ACGS	1:59.37
2015-	TSS	BGS	IGS	BSHS	ACGS	2:01.83

300 Metre Freestyle Relay: Under 14

Date	First	Second	Third	Fourth	Fifth	Time
1947-	NC	CEGS	GT	BSHS	TSS	3:52 4/5
1948-	GT	CEGS	NC	TSS	BGS	3:37 4/5
1949-	CEGS	GT	NC	BBC	BSHS	3:36 4/5
1950-	GT	NC	CEGS	BBC	TSS	3:28 1/10
1952-	GT	BBC	CEGS	NC	TGS	3:37 8/10
1953-	GT	NC	BBC	TSS	BSHS	3:2 3/4
1954-	NC	CEGS	GT	BBC	TSS	3:23 9/10
1955-	CEGS	TSS	GT	NC	BBC	3:22 3/5
1956-	GT	CEGS	NC	TSS	BBC	3:19 4/5
1957-	GT	CEGS	NC	BGS	BBC	3:34 4/5
1958-	GT	CEGS	NC	TSS	BBC	3:19 4/5
1959-	GT	CEGS	BGS	TSS	NC	3:12 2/5
1960-	CEGS	GT	BGS	BBC	TSS	3:12 3/10
1961-	CEGS	GT	NC	BGS	TSS	3:12 9/10
1962-	CEGS	GT	BGS	NC	BBC	3:9 1/5
1963-	CEGS	GT	BGS	TSS	BSHS	No time taken
1964-	BBC	CEGS	NC	GT	TSS	3.11
1965-	GT	TSS	BGS	NC	CEGS	3.6.5
1968-	BSHS	CEGS	BGS	TSS	BBC	3:10.6
1969-	BGS	CEGS	BSHS	TSS	GT	3:00.6
1970-	GT	BGS	BSHS	TSS	NC	3:01.9
1971-	BGS	TSS	BSHS	GT	NC	3:04.3
1972-	BGS	CEGS	BBC	BSHS	GT	3:00.0
1973-	BGS	GT	CEGS	BSHS	IGS	3:9.9
1974-	BGS	BSHS	IGS	GT	NC	3:02.6
1975-	GT	BSHS	BGS	CEGS	BBC	3:00.8
1976-	GT	BSHS	NC	CEGS	TSS	3:09.5
1977-	BSHS	TSS	NC	BGS	CEGS	3:05.65
1978-	BSHS	GT	BGS	TSS	IGS	3:03.5
1979-	BSHS	BGS	GT	CEGS	TSS	2:59.66
1980-	BGS	BSHS	NC	BBC	GT	2:59.64
1981-	IGS	BSHS	GT	BGS	NC	2:57.99
1982-	IGS	BSHS	BGS	GT	BBC	2:52.77
1983-	GT	BSHS	IGS	BGS	NC	2:54.96
1984-	BGS	GT	IGS	NC	CEGS	2:54.85
1985-	BGS	GT	TSS	ACGS	BBC	2:55.09
1986-	BGS	NC	BBC	GT	ACGS	2:53.63
1987-	ACGS	NC	BBC	IGS	BGS	2:49.82
1988-	GT	BGS	BBC	NC	ACGS	2:51.69
1989-	IGS	BGS	GT	NC	ACGS	2:55.97
1990-	GT	NC	IGS	BGS	ACGS	2:50.17
1991-	ACGS	NC	BGS	BBC	TGS	2:55.27
1992-	GT	NC	ACGS	BGS	BBC	2:49.88
1993-	NC	BGS	BSHS	ACGS	GT	2:53.76
1994-	NC	BGS	GT	TSS	ACGS	2:48.61
1995-	NC	TSS	BGS	GT	IGS	2:49.33
1996-	NC	BBC	BGS	GT	ACGS	2:47.40
1997-	TSS	BGS	BBC	NC	GT	2:53.60
1998-	NC	BGS	GT	BBC	ACGS	2:47.50
1999-	NC	BBC	BGS	ACGS	TSS	2:50.96
2000-	BGS	NC	IGS	GT	TSS	2:48.98
2001-	BGS	GT	NC	BBC	IGS	2:45.34
2002-	NC	BGS	TSS	IGS	BBC	2:47.70
2003-	BGS	NC	GT	ACGS	BBC	2:47.83
2004-	BGS	GT	BBC	NC	TSS	2:46.91
2005-	NC	BGS	GT	TSS	ACGS	2:48.72
2006-	BGS	NC	ACGS	BBC	TGS	2:40.34
2007-	GT	BGS	NC	ACGS	IGS	2:48.78
2008-	GT	NC	TSS	BBC	ACGS	2:48.12
2009 -	NC	BBC	GT	ACGS	IGS	2:48.00
2010 -	NC	BBC	GT	TSS	BGS	2:49.73
2011-	BGS	NC	BBC	GT	BSHS	2:51.51
2012-	NC	TSS	BGS	ACGS	BSHS	2:48.52
2013-	NC	BGS	BBC	ACGS	TSS	2:45.84
2014-	IGS	BBC	BSHS	ACGS	GT	2:46.99
2015-	BBC	ACGS	TSS	NC	BGS	2:38.92@

200 Metre Medley Relay: Under 15

Date	First	Second	Third	Fourth	Fifth	Time
1974-	BGS	CEGS	GT	TGS	TSS	2.05.2
1975-	BGS	GT	BBC	CEGS	NC	2.10.7
1976-	BGS	BSHS	CEGS	GT	BBC	2.08.7
1977-	BGS	BSHS	GT	TGS	TSS	2.11.8
1978-	BSHS	IGS	BGS	CEGS	GT	2.06
1979-	BSHS	IGS	BBC	CEGS	GT	2.09.44
1980-	BSHS	BGS	GT	TSS	CEGS	2.04.51
1981-	BSHS	TGS	GT	TSS	BGS	2.02.56
1982-	BSHS	TSS	CEGS	BGS	TGS	2.04.51
1983-	BSHS	CEGS	GT	BGS	BBC	2.02.80
1984-	BSHS	BGS	BBC	IGS	CEGS	2.01.79
1985-	TSS	GT	ACGS	BSHS	BGS	2.02.80
1986-	GT	TSS	BSHS	BGS	BBC	2.03.22
1987-	BGS	BSHS	BBC	IGS	TSS	2.01.44
1988-	BSHS	BBC	GT	TSS	BGS	2.02.12
1989-	BSHS	GT	BGS	TSS	BBC	1.56.87
1990-	ACGS	GT	BSHS	BGS	BBC	1.59.92
1991-	GT	BGS	ACGS	BSHS	NC	1.56.21
1992-	ACGS	GT	BSHS	NC	BGS	1.58.63
1993-	BGS	NC	ACGS	BBC	BSHS	1.58.15
1994-	BSHS	NC	BGS	ACGS	GT	1.56.36
1995-	GT	NC	BGS	BBC	TGS	1.59.82
1996-	TSS	BGS	GT	NC	ACGS	1.59.57
1997-	ACGS	BGS	NC	TSS	TGS	1.57.33
1998-	BBC	ACGS	TSS	TGS	NC	1.59.86
1999-	NC	GT	TSS	IGS	ACGS	1.56.70
2000-	BGS	NC	GT	IGS	BBC	1.56.42
2001-	NC	IGS	GT	ACGS	TGS	1.56.60
2002-	NC	BGS	GT	IGS	TSS	1.57.56
2003-	BGS	TSS	GT	BSHS	IGS	1.55.60
2004-	IGS	NC	ACGS	TSS	BGS	1.54.48
2005-	GT	BGS	NC	BSHS	TSS	1.54.90
2006-	NC	TSS	ACGS	IGS	GT	1.55.40
2007-	NC	ACGS	GT	TSS	IGS	1:57.66
2008-	NC	BGS	ACGS	IGS	TSS	1:56.72
2009 -	NC	TSS	BSHS	IGS	BGS	1:55.32
2010 -	TSS	NC	IGS	ACGS	BGS	1:59.17
2011-	NC	TSS	TGS	BSHS	BGS	1:54.27 @
2012-	NC	TSS	GT	BGS	IGS	1:56.70
2013-	TGS	BSHS	ACGS	BGS	TSS	1:55.18
2014-	ACGS	BSHS	BGS	IGS	TSS	1:54.68
2015-	BSHS		TGS	GT	TSS	1:57.37
	BGS					

300 Metre Freestyle Relay: Under 15

Date	First	Second	Third	Fourth	Fifth	Time
1947-	NC	TSS	GT	BGS	TGS	3.27.4
1949-	CEGS	NC	GT	BGS	BBC	3.22 7/10
1950-	CEGS	TSS	BGS	GT	TGS	3.23 6/10
1952-	CEGS	GT	BGS	BBC	NC	3.18 8/10
1953-	CEGS	GT	BBC	BGS	NC	3.21 8/10
1954-	GT	NC	CEGS	BBC	BSHS	3.7 2/5
1955-	NC	CEGS	GT	BGS	BGS	3.7 3/5
1956-	CEGS	NC	GT	BBC	BBC	3.7 9/10
1957-	GT	CEGS	TSS	BBC	NC	3.8 2/5
1958-	BGS	GT	NC	CEGS	BBC	3.7 2/5
1959-	CEGS	GT	NC	BGS	BSHS	3.0
1960-	CEGS	GT	BGS	TSS	NC	2.59
1961-	CEGS	GT	NC	BGS	TSS	2.59 5/10
1962-	BGS	CEGS	GT	TSS	IGS	3.2 2/5
1963-	CEGS	BGS	GT	BBC	TSS	3.04
1964-	NC	CEGS	GT	TSS	BGS	2.54.6
1965-	BBC	CEGS	GT	NC	TSS	3.0.4
1968-	NC	GT	BSHS	CEGS	TSS	2.57.3
1969-	BSHS	BGS	CEGS	TSS	BBC	2.57.4
1970-	BGS	BSHS	CEGS	TSS	GT	2.53.0
1971-	TSS	GT	CEGS	BGS	NC	2.56.3
1972-	CEGS	BGS	GT	BSHS	NC	2.56.0
1973-	BGS	CEGS	GT	BBC	IGS	2.48.1
1974-	BGS	GT	BSHS	CEGS	BBC	2.50.1
1975-	BGS	BSHS	CEGS	IGS	NC	2.54.5
1976-	GT	BGS	BSHS	NC	GT	2.53.9
1978-	NC	BSHS	BGS	CEGS	TSS	2.56.00
1979-	BGS	BSHS	GT	IGS	CEGS	2.51.64
1980-	BGS	BSHS	GT	NC	CEGS	2.52.23
1981-	BGS	BSHS	NC	BBC	GT	2.47.35
1982-	GT	IGS	BGS	BSHS	BBC	2.47.04
1983-	IGS	BSHS	BGS	NC	GT	2.45.23
1984-	GT	IGS	CEGS	BGS	BSHS	2.46.16
1985-	BGS	TGS	GT	ACGS	IGS	2.45.08
1986-	BGS	GT	NC	BBC	IGS	2.48.96
1987-	ACGS	NC	BGS	BBC	GT	2.44.90
1988-	ACGS	BBC	GT	NC	BGS	2.42.91
1989-	GT	ACGS	NC	BGS	BBC	2.45.07
1990-	BGS	IGS	NC	GT	ACGS	2.44.59
1991-	GT	NC	BGS	ACGS	BSHS	2.41.48
1992-	NC	ACGS	GT	BGS	TGS	2.43.57
1993-	GT	TSS	BBC	NC	BGS	2.42.94
1994-	BGS	NC	TSS	ACGS	GT	2.44.08
1995-	NC	BGS	ACGS	GT	BBC	2.40.44
1996-	BGS	NC	GT	BBC	IGS	2.41.73
1997-	NC	BBC	GT	BGS	IGS	2.41.13
1998-	NC	BBC	BGS	IGS	GT	2.40.55
1999-	BGS	NC	BBC	GT	IGS	2.39.33

300 Metre Freestyle Relay: Under 15 (Continued)

Date	First	Second	Third	Fourth	Fifth	Time
2000-	GT	NC	BGS	BBC	TSS	2:44.38
2001-	BBC	BGS	NC	GT	TSS	2:38.34
2002-	BGS	NC	GT	TSS	IGS	2:40.02
2003-	NC	BGS	TSS	IGS	ACGS	2:39.66
2004-	BGS	BBC	NC	GT	IGS	2:41.68
2005-	BGS	NC	GT	IGS	BBC	2:39.22
2006-	NC	BGS	ACGS	GT	TSS	2:39.47
2007-	BGS	BBC	NC	ACGS	IGS	2:33.41 @
2008-	BGS	BBC	ACGS	GT	TSS	2:45.17
2009 -	GT	BBC	BGS	NC	TSS	2:41.66
2010 -	BBC	NC	GT	BGS	TSS	2:40.93
2011-	BGS	NC	GT	TSS	BBC	2:41.32
2012-	BGS	NC	TSS	GT	BBC	2:43.04
2013-	GT	NC	ACGS	TSS	BBC	2:40.51
2014-	NC	BBC	BGS	ACGS	TSS	2:42.87
2015-	BBC	IGS	NC	TSS	BSHS	2:37.88

200 Metre Medley Relay: Under 16

Date	First	Second	Third	Fourth	Fifth	Time
1974-	BGS	CEGS	BBC	GT	IGS	2:07.1
1975-	BGS	CEGS	GT	BSHS	TSS	2:01.9
1976-	BGS	BBC	BSHS	NC	GT	2:06.4
1977-	BGS	BSHS	TSS	CEGS	GT	2:06.5
1978-	BSHS	BGS	CEGS	TGS	BBC	2:08.00
1979-	BSHS	IGS	GT	TSS	BGS	2:01.66
1980-	BSHS	BBC	IGS	CEGS	BGS	2:00.28
1981-	BSHS	TSS	BGS	TGS	CEGS	2:01.34
1982-	BSHS	TGS	CEGS	BGS	GT	1:58.85
1983-	BSHS	NC	BGS	TSS	CEGS	2:00.78
1984-	BSHS	CEGS	IGS	GT	BBC	1:58.88
1985-	BSHS	BGS	IGS	BBC	TGS	1:58.36
1986-	BSHS	GT	BGS	ACGS	TSS	2:01.24
1987-	GT	BSHS	TSS	BBC	BGS	1:59.29
1988-	BGS	BSHS	BBC	TGS	IGS	1:57.66
1989-	BSHS	BBC	TSS	GT	BGS	1:57.48
1990-	BSHS	BGS	GT	BBC	TSS	1:52.30
1991-	GT	ACGS	NC	BSHS	BBC	1:55.08
1992-	GT	BGS	ACGS	BSHS	NC	1:54.19
1993-	GT	ACGS	BSHS	NC	BGS	1:55.29
1994-	ACGS	NC	BGS	BSHS	GT	1:55.37
1995-	NC	IGS	GT	BGS	ACGS	1:54.54
1996-	NC	GT	BGS	ACGS	IGS	1:53.99
1997-	GT	NC	TSS	BBC	BGS	1:54.43
1998-	IGS	BGS	NC	TSS	GT	1:53.89
1999-	NC	BBC	ACGS	BGS	TSS	1:52.09
2000-	NC	TSS	GT	BGS	IGS	1:53.00
2001-	BGS	GT	ACGS	IGS	TSS	1:54.48
2002-	NC	IGS	GT	ACGS	TGS	1:53.23
2003-	IGS	BGS	GT	TSS	ACGS	1:58.13
2004-	TSS	BGS	IGS	GT	BSHS	1:53.20
2005-	IGS	BBC	ACGS	NC	TSS	1:54.25
2006-	GT	NC	BSHS	IGS	BBC	1:53.22
2007-	NC	TSS	IGS	GT	BGS	1:53.40
2008-	TSS	NC	GT	ACGS	BGS	1:53.74
2009 -	NC	BGS	IGS	ACGS	TSS	1:53.05
2010 -	NC	ACGS	BGS	BSHS	IGS	1:53.34
2011-	NC	TSS	ACGS	IGS	BGS	1:54.06
2012-	TSS	NC	BGS	IGS	TGS	1:52.21
2013-	TSS	NC	BGS	IGS	TGS	1:51.61 @
2014-	TSS	BSHS	ACGS	BGS	TGS	1:53.28
2015-	ACGS	BGS	BSHS	IGS	TGS	1:52.25

300 Metre Freestyle Relay: Under 16

Date	First	Second	Third	Fourth	Fifth	Time
1947-	CEGS	BGS	GT	NC	TSS	3:19 2/5
1948-	CEGS	NC	TSS	BGS	GT	3.12
1949-	NC	BGS	CEGS	TGS	GT	3:15 1/2
1950-	GT	CEGS	NC	TGS	BGS	3:12 2/10
1952-	GT	CEGS	NC	BGS	BBC	3:9 1/10
1953-	CEGS	BGS	BBC	TSS	GT	3:8 3/10
1954-	GT	NC	BGS	CEGS	BBC	3:8 1/2
1955-	GT	NC	CEGS	BBC	BGS	2:58 2/5
1957-	NC	CEGS	GT	TSS	BGS	2.58
1958-	CEGS	NC	GT	BGS	BBC	2:57 3/5
1959-	BBC	BGS	GT	NC	TSS	2:56 4/5
1960-	NC	GT	CEGS	BGS	TSS	2:57 3/5
1961-	CEGS	BGS				
1962-	CEGS	BGS	TSS	NC	BBC	2:53 5/10
1963-	CEGS	BGS				
1964-	NC	CEGS	TSS	BBC	BGS	2:53.8
1965-	CEGS	GT	TSS	NC	BGS	2:52.1
1968-	BSHS	GT	CEGS	NC	BBC	2:53.0
1969-	CEGS	NC	TSS	BGS	GT	2:51.4
1970-	BSHS	BGS	TSS	GT	CEGS	2:50.4
1971-	BGS	TSS	CEGS	BSHS	NC	2:49.2
1972-	BGS	CEGS	TGS	GT	NC	2:49.8
1973-	CEGS	BGS	GT	BSHS	NC	2:47.8
1974-	BGS	BSHS	GT/CEGS		NC	2:50.0
1975-	BGS	CEGS	GT	TSS	BSHS	2:45.8
1976-	BGS	CEGS	NC	BSHS	GT	2:53.4
1977-	GT	BGS	BSHS	CEGS	NC	2:50.0

300 Metre Freestyle Relay: Under 16 (Continued)

Date	First	Second	Third	Fourth	Fifth	Time
1978-	BGS	BSHS	GT	NC	CEGS	2:51.1
1979-	BSHS	NC	BGS	CEGS	TSS	2:47.34
1980-	NC	BGS	GT	BSHS	CEGS	2:47.78
1981-	GT	BGS	BSHS	NC	CEGS	2:42.30
1982-	BGS	GT	BSHS	CEGS	NC	2:42.12
1983-	IGS	BGS	BSHS	CEGS	BBC	2:43.39
1984-	BGS	BSHS	GT	IGS	NC	2:39.37
1985-	GT	ACGS	BGS	BSHS	NC	2:39.96
1986-	BGS	BBC	TGS	ACGS	NC	2:42.74
1987-	NC	ACGS	BGS	GT	BSHS	2:40.15
1988-	ACGS	NC	GT	BBC	BGS	2:40.26
1989-	IGS	NC	GT	ACGS	BGS	2:42.28
1990-	GT	NC	ACGS	BGS	BSHS	2:38.99
1991-	BGS	GT	ACGS	NC	BBC	2:39.58
1992-	NC	GT	BGS	BSHS	IGS	2:33.81
1993-	BBC	NC	ACGS	GT	BGS	2:37.56
1994-	BBC	GT	NC	TSS	ACGS	2:34.09
1995-	NC	BGS	BSHS	BBC	TSS	2:36.41
1996-	BBC	NC	BGS	GT	ACGS	2:37.30
1997-	BGS	NC	GT	IGS	TSS	2:34.04
1998-	BBC	GT	NC	BGS	TSS	2:36.44
1999-	NC	BBC	GT	ACGS	BGS	2:39.92
2000-	BGS	NC	BBC	ACGS	IGS	2:36.80
2001-	BBC	NC	GT	BGS	IGS	2:33.19
2002-	BBC	BGS	NC	IGS	GT	2:38.95
2003-	NC	TSS	GT	BGS	BBC	2:32.44
2004-	NC	BGS	IGS	ACGS	TSS	2:37.16
2005-	BGS	TSS	ACGS	NC	TGS	2:37.10
2006-	NC	BGS	GT	BBC	IGS	2:34.81
2007-	NC	BGS	GT	ACGS	TSS	2:33.31
2008-	BGS	BBC	NC	TSS	GT	2:30.99 @
2009 -	BGS	NC	BBC	GT	ACGS	2:39.85
2010 -	GT	BGS	NC	BBC	TSS	2:35.68
2011-	BBC	BGS	NC	GT	TSS	2:37.69
2012-	TSS	NC	GT	BGS	BBC	2:36.75
2013-	NC	BGS	GT	TSS	BBC	2:33.38
2014-	GT	BGS	BBC	NC	TSS	2:33.71
2015-	BBC	TSS	NC	BGS	BSHS	2:37.00

200 Metre Medley Relay: Open

Date	First	Second	Third	Fourth	Fifth	Time
1974-	TSS	BGS	CEGS	NC	GT	2:05.3
1975-	CEGS	BGS	BBC	BSHS	GT	2:05.3
1976-	BGS	CEGS	BSHS	GT	TGS	2:02.0
1977-	BGS	BSHS	CEGS	TGS	BBC	2:05.3
1978-	BGS	BSHS	CEGS	GT	IGS	2:03.8
1979-	BSHS	IGS	BGS	CEGS	TSS	2:03.43
1980-	BSHS	BGS	GT	IGS	NC	2:00.75
1981-	BSHS	BGS	TSS	BBC	TGS	2:03.01
1982-	BSHS	GT	BGS	TGS	BBC	1:55.30
1983-	BSHS	CEGS	GT	TGS	BBC	2:00.23
1984-	BSHS	BBC	CEGS	TSS	BGS	1:58.83
1985-	BBC	BSHS	GT	ACGS	BGS	1:53.58
1986-	BBC	BSHS	GT	BGS	IGS	1:58.01
1987-	BBC	TGS	TSS	BGS	ACGS	1:55.73
1988-	BGS	GT	TSS	BBC	IGS	1:55.33
1989-	BGS	BSHS	GT	TGS	TSS	1:54.28
1990-	GT	BSHS	BGS	TSS	NC	1:53.16
1991-	GT	BGS	BSHS	TSS	ACGS	1:55.83
1992-	GT	BSHS	NC	ACGS	BBC	1:53.59
1993-	BSHS	GT	ACGS	NC	BGS	1:51.75
1994-	GT	NC	BGS	ACGS	BSHS	1:51.04
1995-	BGS	GT	ACGS	NC	IGS	1:50.36
1996-	NC	ACGS	GT	BGS	BSHS	1:51.72
1997-	NC	TGS	BGS	IGS	GT	1:51.79
1998-	GT	TSS	NC	BGS	TGS	1:51.39
1999-	BGS	ACGS	IGS	TSS	TGS	1:50.11
2000-	NC	TSS	BGS	ACGS	BBC	1:48.98
2001-	NC	TSS	ACGS	BGS	IGS	1:51.57
2002-	NC	GT	BGS	TSS	IGS	1:51.24
2003-	NC	GT	TSS	TGS	IGS	1:50.52
2004-	NC	TSS	IGS	BSHS	ACGS	1:49.86
2005-	IGS	TSS	BGS	GT	BSHS	1:50.00
2006-	TSS	IGS	BBC	NC	ACGS	1:50.59
2007-	TSS	BSHS	IGS	ACGS	NC	1:47.83
2008-	TSS	NC	IGS	ACGS	BSHS	1:48.52
2009 -	TSS	ACGS	GT	NC	BGS	1:49.71
2010-	NC	IGS	BGS	ACGS	TSS	1:50.96
2011-	NC	ACGS	BGS	BSHS	TGS	1:49.89
2012-	ACGS	TGS	IGS	BGS	NC	1:51.61
2013-	TSS	BGS	GT	IGS	TGS	1:48.15
2014-	TSS	GT	IGS	BGS	ACGS	1:46.38
2015-	TSS	ACGS	BBC	BSHS	TGS	1:45.71 @

300 Metre Freestyle Relay: Open

Date	First	Second	Third	Fourth	Fifth	Time
1947-	CEGS	TGS	BGS	GT	NC	3.8 1/2
1948-	BGS	CEGS	TGS	TSS	BSHS	3.9 3/10
1949-	CEGS	NC	TSS	BGS	BBC	3.4 9/10
1950-	CEGS	NC	BGS	BBC	GT	2.59 3/10
1952-	CEGS	GT	NC	TSS	BBC	3.3 1/10
1953-	GT	BBC	NC	CEGS	TSS	2.59 6/10
1954-	BBC	GT	NC	CEGS	BGS	2.59 1/5
1955-	NC	GT	BGS	CEGS	BBC	2.57 4/5
1956-	CEGS	NC	GT	BGS	TSS	2.54 4/5
1957-	GT	CEGS	NC	BGS	TSS	2.53
1958-	GT	BGS	CEGS	BBC		2.51 4/5
1959-	CEGS	GT	NC	BBC	BGS	2.47 4/5
1960-	CEGS	TSS	BBC	GT	BGS	2.49 3/5
1961-	CEGS	TSS	GT	BGS	NC	2.48
1962-	CEGS	GT	TSS	NC	BGS	2.44 4/5
1963-	CEGS	GT	TSS	BGS	NC	2.43.7
1964-	CEGS	BSHS	NC	TSS	GT	2.45
1965-	TSS	CEGS	GT	NC	BGS	2.44.5
1968-	CEGS	GT	BGS	TSS	BSHS	2.44.1
1969-	GT	CEGS	IGS	TSS	BBC	2.45.7
1970-	CEGS	TSS	BSHS	GT	BGS	2.45.8
1971-	BSHS	BGS	TSS	GT	CEGS	2.46.8
1972-	BSHS	CEGS	TSS	BGS	GT	2.45.3
1973-	GT	CEGS	TSS	BGS	TGS	2.43.2
1974-	GT	CEGS	BGS	NC	BSHS	2.42.1
1975-	BGS	GT	BSHS	CEGS	NC	2.46.7
1976-	BGS	CEGS	BSHS	GT	NC	2.42.6
1977-	BGS	CEGS	BSHS	NC	IGS	2.48.6
1978-	GT	BGS	BSHS	NC	CEGS	2.45.06
1979-	BGS	BSHS	NC	GT	CEGS	2.45.42
1980-	BSHS	NC	CEGS	TGS	GT	2.41.21
1981-	IGS	BSHS	BGS	GT	NC	2.38.62
1982-	GT	BGS	BSHS	TSS	CEGS	2.38.35
1983-	BSHS	GT	BGS	IGS	NC	2.35.67
1984-	CEGS	IGS	BSHS	BGS	BBC	2.39.28
1985-	BGS	GT	ACGS	BSHS	NC	2.38.18
1986-	ACGS	BGS	BBC	GT	NC	2.39.23
1987-	ACGS	BBC	GT	BGS	IGS	2.35.77
1988-	ACGS	NC	BGS	GT	TSS	2.36.79
1989-	BGS	ACGS	NC	BBC	BSHS	2.37.06
1990-	NC	ACGS	IGS	GT	BSHS	2.36.19
1991-	BBC	NC	GT	TSS	BGS	2.34.82
1992-	GT	NC	BGS	BSHS	ACGS	2.34.91
1993-	NC	GT	TSS	BGS	BSHS	2.33.30
1994-	BBC	NC	BGS	GT	ACGS	2.33.87
1995-	NC	BBC	BGS	GT	ACGS	2.29.89
1996-	NC	BBC	TGS	BGS	ACGS	2.31.30
1997-	NC	ACGS	BBC	BGS	TSS	2.29.05
1998-	BGS	NC	GT	BBC	TSS	2.30.54
1999-	NC	GT	BBC	BGS	ACGS	2.28.48
2000-	BGS	GT	NC	ACGS	TGS	2.32.80
2001-	NC	GT	IGS	BGS	BBC	2.31.92
2002-	BBC	NC	GT	BGS	TGS	2.32.18
2003-	IGS	NC	BGS	ACGS	BBC	2.28.19
2004-	NC	TSS	GT	BGS	IGS	2.28.60
2005-	TSS	BGS	NC	ACGS	IGS	2.30.49
2006-	TSS	BGS	BSHS	NC	ACGS	2.29.91
2007-	TSS	GT	NC	BGS	IGS	2:27.87
2008-	TSS	NC	GT	BGS	ACGS	2:30.52
2009 -	BGS	TSS	NC	BBC	ACGS	2:25.80 @
2010-	TSS	BGS	GT	BBC	NC	2:35.09
2011-	GT	BGS	BBC	NC	TSS	2:32.98
2012-	TSS	NC	BGS	GT	BBC	2:30.98
2013-	TSS	BBC	BGS	NC	GT	2:31.74
2014-	TSS	NC	BGS	BBC	ACGS	2:27.29
2015-	TSS	BGS	GT	IGS	ACGS	2:30.24

RECORDS OF OLD EVENTS

Date	First	Second	Third	Forth	Fifth	Time
50 Yards: Under 14						
1921-	R.Browne (GT)	J. Collins (BGS)	J. Talty (NC)			37.1/5
1922-	J.P. Lacey (GT)	W. McAuliffe (NC)	Elliott (TSS)			35.3/5
1923-	J. Henderson (CEGS)	D. Hudson (BGS)	T. Dallon (NC)			36.2/5
1924-	M. Simpson (BGS)	L. Draney (NC)	W. Cameron (TSS)			34.4/5
1925-	P. Scanlan (NC)	R.J. McConnell (CEGS)	O'Connor (TSS)			32.1/5
50 Yards: Under 15						
1918-	L. Fogarty (GT)	C. Jessop (CTC)	L. South (BGS)			33
1919-	J. Mobrai (GT)	E. Lucy (BGS)	R. Biggs (CEGS)			30
1920-	R. Stephenson (BGS)	E. Ryan (NC)	T. Hay (TGS)			32
1921-	R.M. Ward (CTC)	J. Cooper (NC)	T. Oates (BGS)			35
1922-	J. Gibson (BGS)	T. Beirne (NC)	J. Alexander (BSHS)			32
1923-	W. McAuliffe (NC)	Cameron (TSS)	L. Stewart (BBC)			33.4/5
1924-	W. Boyle (NC)	G. Hudson (BGS)	C. Lethbridge (TSS)			32.4/5
1925-	Petrie (TSS)	N. Gredden (IGS)	A. Fites (BGS)			31.1/5
100 Yards Relay: Under 15						
1918-	GT	BGS	CTC			No time taken
1919-	GT	BGS	CTC			61
1920-	BGS	NC	CTHS			
1921-	NC	TSS	BBC			66
1922-	BGS	NC	TSS			62.2/5
1923-	BBC	CEGS	NC			59.4/5
1924-	BGS	BSHS	CEGS			60.2/5
1925-	BGS	TSS	NC			61
200 Yards Relay: Under 15						
1926-	CEGS	NC	BBC			2.24.1/5
1927-	BBC	BSHS	BGS			2.29.2/5
1928-	GT	BGS	TSS			2.40.1/5
1929-	CEGS	BGS	GT			2.23.1/5
1930-	TGS	BGS	GT			2.20.1/5
1931-	NC	BGS	TSS			2.21.4/5
1933-	BGS	TSS	BBC			2.21.3/5
1934-	GT	TGS	TSS			2.22.4/5
1935-	GT	TGS	CEGS			2.16.3/5
1936-	CEGS	TGS	BBC	BGS	TSS	2.11.4/5
1937-	TGS					
1939-	CEGS	BGS	GT	NC	TSS	2.14.1/5
1940-	CEGS	BGS	GT	NC	BBC	2.17.1/5
1941-	CEGS	TGS	BGS & GT (tie)	BSHS		2.16
1943-	BGS	CEGS	NC	TGS	GT	2.15.1/5
1944-	TGS	CEGS	NC	TSS	NC	2.18
1945-	CEGS	BSHS	TGS	BBC	BGS	2.9.1/2
100 Yards Freestyle: Under 16						
1919-	F. Venning (GT)	G. Capper (BGS)	L. Creedy (NC)			73
1920-	T. Ervine (BGS)	J. Corrigan (GT)	J. McCormack (NC)			75.1/5
1921-	J. Lee (BGS)	T. Lacey (GT)	M. Pike (CEGS)			78.2/5
1922-	E. Joyce (NC)	L. Elliott (IGS)	L. McLean (TSS)			75.2/5
1923-	F. Smith (IGS)	G. Douglas (BBC)	N. Wilmington (NC)			77.1/5
1924-	D. Persse (CEGS)	K. Sylow (BGS)	E. Hogan (GT)			69.4/5
1925-	H. Day (BGS)	A. Mcintyre (TGS)	C. Taylor (BSHS)			67.2/5
200 Metre Brace Relay: Under 16						
1929-	TSS	BGS	GT			2.35.3/5
1930-	BGS	CEGS	TGS			2.31.4/5
1931-	BGS	TGS	GT			2.33.4/5
1932-	No competition					
1933-	TGS	BSHS	BBC			2.34.4/5
1934-	BSHS	TGS	TSS			2.31.1/5
1935-	TSS	TGS	GT			2.34.2/5
50 Yards: Open						
1918-	M. Fogarty (GT)	C. Williams (NC)	F. Neilsen (BGS)			28.3/5
1919-	J. Cooper (CTHS)	M. Fogarty (GT)	G. Burns (BGS)			27.1/5
1920-	C. Creedy (NC)	C.W. Schafter (BGS)	J. Mowbray (GT)			303/5
1921-	J. Champion (TSS)	J. Mowbray (GT)	C. Creedy (NC)			30
1922-	J. Champion (TSS)	C. Creedy (NC)	H. Beaman (CEGS)			28.2/5
1923-	C. Creedy (NC)	R. Ward (BGS)	A.G. Gerrand (BSHS)			30
1924-	R. Ward (BGS)	L. McLean (TSS)	L. Dunn (NC)			27.4/5
1925-	R. Ward (BGS)	I. Leahy (TSS)	V. Ferry (GT)			30
100 Yards: Open						
1918-	M. Fogarty (GT)	C. Williamson (NC)	N. Vallery (BGS)			70
1919-	J. Cooper (CTC)	A.B. Lucy (BGS)	K.R. Townley (NC)			72
1920-	K. Stack (GT)	C. Creedy (NC)	S.C. Garrett (BGS)			71
1921-	C. Creedy (NC)	J. Champion (TSS)	C. Corrigan (GT)			69
1922-	J. Champion (TSS)	C. Creedy (NC)	H.B. Beaman (CEGS)			67.4/5
1923-	C. Creedy (NC)	J.E. Pike (TSS)	J. Lissner (BGS)			70.1/5
1924-	R. Ward (BGS)	L. McLean (TSS)	G. Douglas (BBC)			68
1925-	R. Ward (BGS)	J. Alexander (BSHS)	D. Persse (CEGS)			67

RECORDS OF OLD EVENTS

Date	First	Second	Third	Forth	Fifth	Time
440 Yards: Open						
1918-	J. Cooper (NC)	P. Neilsen (BGS)	K. Stack (GT)			6.45
1919-	J. Cooper (CTC)	Hay (GT)	H.Dixon (TSS)			6.19
1920-	K.R. Townley (NC)	F.W. Nicklin (BGS)	K. Stack (GT)			6.47
1921-	C. Inman (TSS)	R. Stephenson (BGS)	T.P. Fowler (CEGS)			6.32
1922-	C. Inman (TSS)	W. Lacey (GT)	R. Stephenson (BGS)			6.20
1923-	E. Pike (TSS)	A. McShane (NC)	A.C. Gerrand (BSHS)			6.37
1924-	K. Sylow (BGS)	A. McShane (NC)	J. Cameron (TSS)			6.23.4/5
1925-	K. Sylow (BGS)	J. Killey (BGS)	A. McShane (NC)			6.32

50 Yards Back and Breastroke: Open

1918-	N. Vallery (BGS)	H. Horstmann (NC)	T. Cannon (GT)			40
1919-	J.G. Drake (BGS)	J. Simmonds (BBC)	F. Venning (GT)			43
1920-	J.G. Drake (BGS)	A. Cole (GT)	L. Dunn (NC)			42
1921-	G. Cole (GT)	T. Collins (CEGS)	J. Gibson (BGS)			41
1922-	G. Cole (GT)	P. Lutvey (NC)	T. Collins (CEGS)			40.1/5
1923-	T. Collins (CEGS)	J. Gibson (BGS)	P. Lutvey (NC)			38.4/5
1924-	G. Douglas (BBC)	N. Ward (BGS)	P. Neville (NC)			38.2/5
1925-	T.S. Cullinan (NC)	M. Gannon (BGS)	D. Snelling (CEGS)			42.3/5

50 Metre Backstroke: Open

1926-	J. Overell (TSS)	D. Snelling (CEGS)	Nelson (BGS)			42.3/5
1927-	K. Sylow (BGS)	J. Overell (TSS)	A. McShane (NC)			40.3/5
1928-	J. Cran (TSS)	J. Forster (CEGS)	C. Jocusmsen (NC)			39.2/5
1929-	R. Overell (TSS)	C. Jocusmsen (NC)	P. McGovern (GT)			39.2/5
1930-	R. Overell (TSS)	J. Heaslop (CEGS)				39.4/5
1931-	R. Overell (TSS)	C. Jocusmsen (NC)	J. Moffat (BGS)			36.4/5
1933-	J. Barbat (BGS)	D. Tochey (NC)	W. Douglas (TSS)			39.1/5
			E. Muller (TGS), tie			
1934-	H. Krebs (IGS)	O.W. Salkeld (BGS)	D. Vincent (BSHS)			38.2/5
1935-	T. Muller (TGS)	A. Krebs (IGS)	J. Venning (GT)			37.2/5
1936-	A. Krebs (IGS)	J. Venning (GT)	W. Stuart (TGS)	W. Buchanan (TSS)	G. Mildeeke (BSHS)	36.4/5
1937-	J. Parkinson (CEGS)	J. Bernays (TGS)	C. Wright (BBC)	W. Heatley (TSS)	N. Miller (BGS)	37
1939-	J.S. Parkinson (CEGS)	J.C. Rivett (TGS)	T.J. Grant (GT)	K. Beltoft (NC)	E.J. Reed (BBC)	35
1940-	D. Wilson (CEGS)	J.F. Moylan (GT)	M.E. Fraser (TSS)	W.H. Irving (BGS)	J. Stuart (TGS)	38
1941-	A. Davidson (CEGS)	G. Stuart (TGS)	J.J. Grant (GT)	J.A. Bell (TSS)	B.H. Dowling (BGS)	37
1943-	P. Mactaggart (CEGS)	N.C. Perkins (BGS)	W. Wright (TGS)	F.J. Hebbel (BBC)	R. O'Shea (NC)	35.2/5
1944-	P.D. Lyons (BGS)	N.M. Gow (CEGS)	R.J. Scott (TGS)	K. O'Neill (NC)	P. Lowry (BSHS)	37
1945-	J. Card (TGS)	W. Chandler (TSS)	I.D. Brown (BGS)	J. Falconer (CEGS)	F.J. Williams (GT)	35.3/5

50 Metre Breastroke: Open

1926-	A. McShane (NC)	H. Carter (TSS)	C. Campbell (BGS)			41.4/5
1927-	A. McShane (NC)	D. Campbell (BSHS)	D. Negus (BSHS)			39.1/5
1928-	M. Muller (TGS)	E. Pym (BGS)	P. Scanlan (NC)			42
1929-	A. Rowan (CEGS)	E. Collings (BGS)	J. McWhirter (TSS)			43.3/5
1930-	J. McWhirter (TSS)	R. Fraser (CEGS)	P. Hart (BGS)			41
1931-	G. Vowles (BGS)	C. Jocusmsen (NC)	R. Overell (TSS)			42
1933-	J. Gould (IGS)	D. Morelli (NC)	R.C. Faine (TSS)			40
1934-	J. Gould (IGS)	V.M. Nicholson (TSS)	A.A. Hurwood (BGS)			38.4/5
1935-	J. Gould (IGS)	G.B. Evans (BGS)	W. Arrowsmith (BBC)			37
1936-	G.B. Evans (BGS)	S.P. Larsen (TSS)	B. Mulcahy (GT)	R. Parkinson (CEGS)	F. Gaven (NC)	38.2/5
1937-	C. Bernays (TGS)	R. Wright (BBC)	C. Chaplain (BGS)	J. Manly (BSHS)		39
				M. Ritte (CEGS), tie		
1939-	W. Gradwell (-)	K. Biltoft (NC)	A. Morgan (IGS)	L. Ricketts (BBC)	R. Fraser (TGS)	42.4/5
1940-	T.J. Cottee (CEGS)	D. Campbell (BSHS)	J. Johnson (TSS)	B. Lewis (NC)	A. McClymont (TGS)	40.4/5
1941-	M. Emerson (CEGS)	S.R. Anderson (BBC)	F. Campbell (BSHS)	P.B. Lyons (BGS)	K.A. Stephens (TGS)	39
1943-	P.B. Lyons (BGS)	J. Roe (CEGS)	S.R. Anderson (BBC)	P. Byrne (NC)	H. Longland (TGS)	36.3/5
1944-	P.B. Lyons (BGS)	W.R. Dowd (BBC)	N.F. Parker (CEGS)	H. Longland (BGS)	R. McConnon (NC)	37.1/10
1945-	I.D. Brown (BGS)	I.L. Irvine (CEGS)	W.R. Dowd (BBC)	B. Cahill (NC)	G. Edwards (TSS)	39

100 Yards Relay: Open

1918-	BGS	NC	GT			58
1919-	GT	BBC	TSS			57
1920-	GT	NC	BGS			56
1921-	TSS	GT	TGS			56
1922-	TSS	NC	GT			55
1923-	BGS					
1924-	BGS	TSS	CEGS			55.1/10
1925-	BGS	TSS	BSHS			53

200 Metre Relay: Open

1926-	BGS	TSS	NC			2.41.1/5
1927-	BGS	NC	CEGS			2.10.3/5
1928-	BGS	TSS	BSHS			2.15.2/5
1930-	CEGS	BGS	TGS			2.10.1/5
1931-	BGS	TSS	CEGS			2.8.3/5
1934-	BGS	TSS	TGS			2.6.2/5
1935-	CEGS	TGS	BGS			2.6.4/5
1936-	BGS	CEGS	TGS	TSS	GT	2.6
1937-	CEGS	BGS	BBC	TGS	TSS	2.3.1/5
1939-	CEGS	TGS	TSS	BBC	GT	2.2.1/5
1940-	CEGS	BGS	GT	TGS	BBC	2.5.4/5
1941-	CEGS	GT	TGS	BBC	BGS	2.6.3/5
1943-	CEGS	BGS	TGS	BBC	BSHS	2.2.4/5
1944-	BGS	CEGS	NC	BSHS	TGS	2.7.4/5
1945-	TSS	CEGS	NC	TGS	BGS	2.3.2/5

HISTORY OF GPS PREMIERS

Basketball

1986 Ipswich Grammar School
 1987 Brisbane Boys' College
 1988 Anglican Church Grammar School
 1989 Anglican Church Grammar School
 1990 Anglican Church Grammar School & Nudgee College (tie)
 1991 Nudgee College & Ipswich Grammar School (tie)
 1992 Nudgee College & Ipswich Grammar School (tie)
 1993 Ipswich Grammar School
 1994 Ipswich Grammar School
 (The Bro. C. L. Dillon Memorial Trophy)
 1995 Brisbane Boys' College
 1996 Ipswich Grammar School
 1997 Gregory Terrace
 1998 Brisbane State High School & Nudgee College (tie)
 1999 Brisbane State High School
 2000 Brisbane State High School & Gregory Terrace (tie)
 2001 Nudgee College
 2002 Brisbane State High School
 2003 Nudgee College
 2004 Brisbane State High School & Gregory Terrace (tie)
 2005 Brisbane Boys' College
 2006 Brisbane State High School
 2007 Brisbane State High School
 2008 Anglican Church Grammar School
 2009 The Southport School
 2010 Brisbane State High School
 2011 Brisbane State High School & Brisbane Boys' College (tie)
 2012 The Southport School
 2013 Anglican Church Grammar School
 2014 Anglican Church Grammar School
 2015 Ipswich Grammar School

Chess

1995 Brisbane Grammar School
 1996 Brisbane Grammar School
 1997 Anglican Church Grammar School
 1998 Anglican Church Grammar School
 1999 Anglican Church Grammar School
 2000 Anglican Church Grammar School
 2001 Anglican Church Grammar School
 2002 Anglican Church Grammar School
 2003 Brisbane Grammar School
 2004 Brisbane State High School
 2005 Brisbane State High School
 2006 Toowoomba Grammar School (tie)
 2007 Brisbane Grammar School
 2008 Anglican Church Grammar School
 2009 Brisbane Grammar School
 2010 Anglican Church Grammar School & Brisbane Grammar School (tie)
 2011 Brisbane Grammar School
 2012 Brisbane Grammar School
 2013 Brisbane Grammar School
 2014 Brisbane Grammar School
 2015 Anglican Church Grammar School

Cricket

1919 Brisbane Grammar School
 1920 Brisbane Grammar School & The Southport School (tie)
 1921 Brisbane Grammar School
 1922 Ipswich Grammar School & Nudgee College (tie)
 1923 Toowoomba Grammar School & The Southport School (tie)
 1924 Toowoomba Grammar School
 1925 Nudgee College
 1926 The Southport School
 1927 The Southport School
 1928 Toowoomba Grammar School & The Southport School (tie)
 1929 The Southport School & Church of England Grammar School (tie)
 1930 Brisbane Grammar School
 1931 Brisbane Grammar School & Church of England Grammar School (tie)
 1932 Toowoomba Grammar School
 1933 Toowoomba Grammar School
 1934 Church of England Grammar School
 1935 Church of England Grammar School
 1936 Toowoomba Grammar School
 1937 Ipswich Grammar School
 1938 Nudgee College
 1939 Nudgee College
 1940 Church of England Grammar School

1941 Church of England Grammar School
 1942 to 1945 No Competitions (World War II)
 1946 Brisbane Grammar School
 1947 Brisbane Boys' College
 1948 Church of England Grammar School
 1949 Brisbane State High School
 1950 Church of England Grammar School
 1952 Gregory Terrace
 1953 Ipswich Grammar School
 1954 Brisbane Grammar School
 1955 Brisbane Grammar School & Church of England Grammar School (tie)
 1956 Brisbane Grammar School
 1957 Ipswich Grammar School
 1958 Ipswich Grammar School
 1959 Church of England Grammar School
 1960 Brisbane Grammar School
 1961 Brisbane Grammar School
 1962 Brisbane Boys' College & Church of England Grammar School (tie)
 1963 Church of England Grammar School
 1964 Nudgee College
 1965 Brisbane Grammar School
 1966 Brisbane State High School
 1967 Church of England Grammar School
 1968 Ipswich Grammar School
 1969 Ipswich Grammar School
 1970 The Southport School
 1971 The Southport School & Brisbane Grammar School (tie)
 1972 The Southport School
 1973 The Southport School
 1974 The Southport School
 1975 Ipswich Grammar School
 1976 Church of England Grammar School
 1977 Brisbane State High School
 1978 Brisbane Grammar School
 1979 Brisbane State High School
 1980 The Southport School
 1981 The Southport School
 (The Earle Williams Trophy)
 1982 The Southport School
 1983 Brisbane Grammar School
 1984 Church of England Grammar School
 1985 Brisbane Boys' College
 1986 Toowoomba Grammar School
 1987 Toowoomba Grammar School
 1988 Toowoomba Grammar School
 1989 Ipswich Grammar School
 1990 Toowoomba Grammar School
 1991 Nudgee College
 1992 Brisbane State High School
 1993 Brisbane State High School
 1994 Nudgee College
 1995 Brisbane Boys' College
 1996 Anglican Church Grammar School
 1997 Anglican Church Grammar School
 1998 Nudgee College
 1999 Anglican Church Grammar School
 2000 Toowoomba Grammar School
 2001 Nudgee College
 2002 Brisbane State High School
 2003 Brisbane Boys' College
 2004 Gregory Terrace
 2005 Toowoomba Grammar School
 2006 Ipswich Grammar School
 2007 Ipswich Grammar School
 2008 Ipswich Grammar School
 2009 Nudgee College
 2010 The Southport School
 2011 The Southport School
 2012 Anglican Church Grammar School
 2013 Brisbane Grammar School
 2014 The Southport School
 2015 The Southport School

Cross Country

(The Jack Ross Trophy)
 1971 Church of England Grammar School
 1972 Church of England Grammar School
 1973 Church of England Grammar School
 1974 Brisbane Grammar School
 1975 Brisbane Grammar School & Church of England Grammar School (tie)
 1976 Church of England Grammar School
 1977 Church of England Grammar School
 1978 Church of England Grammar School

1979 Brisbane Grammar School
 1980 Church of England Grammar School
 1981 Brisbane Grammar School
 1982 Brisbane Grammar School
 1983 Church of England Grammar School
 1984 Brisbane Grammar School
 1985 Anglican Church of Grammar School
 1986 Anglican Church of Grammar School
 1987 Anglican Church of Grammar School
 1988 Anglican Church of Grammar School
 1989 Anglican Church of Grammar School
 1990 The Southport School
 1991 Ipswich Grammar School
 1992 Ipswich Grammar School
 1993 Brisbane Grammar School
 1994 Brisbane Grammar School
 1995 Brisbane Grammar School
 1996 Brisbane Grammar School
 1997 Brisbane Grammar School
 1998 Brisbane Grammar School
 1999 Nudgee College
 2000 Brisbane Grammar School
 2001 Gregory Terrace
 2002 Gregory Terrace
 2003 Gregory Terrace
 2004 Gregory Terrace & Ipswich Grammar School (tie)
 2005 Nudgee College
 2006 Brisbane Grammar School
 2007 Anglican Church Grammar School & Ipswich Grammar School (tie)
 2008 Gregory Terrace
 2009 Anglican Church Grammar School
 2010 Gregory Terrace & Nudgee College (tie)
 2011 Gregory Terrace
 2012 Anglican Church Grammar School
 2013 Gregory Terrace
 2014 (Y5-7) Anglican Church Grammar School
 2014 (Y8-12) Gregory Terrace
 2015 (Y5-7) Nudgee College
 2015 (Y7-12) Nudgee College

Debating

2002 Gregory Terrace & Brisbane Grammar School (tie)
 2003 Brisbane Grammar School
 2004 Brisbane Grammar School
 2005 Brisbane Grammar School & Gregory Terrace (tie)
 2006 Gregory Terrace
 2007 Anglican Church Grammar School
 (The Vicki Sargent Memorial Trophy)
 2008 Brisbane Grammar School
 2009 Brisbane Grammar School
 2010 Brisbane Grammar School
 2011 Brisbane Grammar School
 2012 Anglican Church Grammar School
 2013 Brisbane Grammar School
 2014 Brisbane Grammar School
 2015 Brisbane Grammar School

Football (formerly known as Soccer)

1991 Brisbane Boys' College
 1992 Brisbane Grammar School
 1993 Brisbane Boys' College
 1994 Brisbane Grammar School
 1995 Nudgee College
 1996 Ipswich Grammar School
 1997 Nudgee College
 1998 Ipswich Grammar School & Nudgee College (tie)
 1999 Brisbane Grammar School & Ipswich Grammar School (tie)
 2000 Brisbane Grammar School
 2001 Nudgee College
 2002 Ipswich Grammar School
 2003 Nudgee College
 2004 Brisbane Boys' College
 2005 Brisbane State High School
 2006 Brisbane Grammar School & Brisbane State High School (tie)
 2007 Brisbane Grammar School
 2008 Ipswich Grammar School
 2009 Ipswich Grammar School
 2010 Brisbane Boys' College
 2011 Brisbane Boys' College
 2012 The Southport School
 2013 Nudgee College & The Southport School (tie)
 2014 Nudgee College & The Southport School (tie)
 2015 Toowoomba Grammar School

HISTORY OF GPS PREMIERS

Gymnastics

1915 Brisbane Grammar School
 1916 Nudgee College
 1917 Brisbane Grammar School
 1918 Brisbane Grammar School (*GPS commenced 1918*)
 1919 Gregory Terrace
 1920 Nudgee College
 1921 Brisbane Grammar School
 1922 Brisbane Grammar School
 1923 Brisbane Grammar School
 1924 No Competition
 1925 Brisbane Grammar School
 1926 Brisbane Grammar School
 1927 Brisbane Grammar School
 1928 Brisbane Grammar School
 1929 to 1932 No Competitions
 1933 Brisbane Grammar School
 1934 Brisbane Grammar School
 1935 The Southport School
 1936 The Southport School
 1937 Brisbane Grammar School
 1938 Brisbane Grammar School
 1939 Brisbane Grammar School
 1940 Church of England Grammar School
 1941 Gregory Terrace
 1942 Gregory Terrace
 1943 Brisbane Grammar School
 1944 Brisbane Grammar School
 1945 Brisbane Grammar School
 1946 Brisbane Grammar School
 1947 Brisbane Grammar School
 1948 Brisbane Grammar School
 1949 Church of England Grammar School
 1950 Brisbane Grammar School
 1951 Brisbane Grammar School
 1952 Church of England Grammar School
 1953 Brisbane Grammar School
 1954 Church of England Grammar School
 1955 Church of England Grammar School
 1956 Church of England Grammar School
 1957 Brisbane Grammar School
 1958 Brisbane Grammar School
 1959 Brisbane Grammar School
 1960 Brisbane Grammar School
 1961 Brisbane Grammar School
 1962 The Southport School
 1963 The Southport School
 1964 Church of England Grammar School
 1965 Church of England Grammar School
 1966 Brisbane Grammar School
 1967 Brisbane Grammar School
 1968 Brisbane Grammar School
 1969 Church of England Grammar School
 1970 Brisbane Grammar School
 1971 Brisbane Grammar School
 1972 Brisbane Grammar School
 1973 Brisbane Grammar School
 1974 Brisbane Grammar School
 1975 Brisbane Grammar School
 1976 Brisbane Grammar School
 1977 Brisbane Grammar School
 1978 Brisbane Grammar School
 1979 Brisbane Grammar School
 1980 Brisbane Grammar School
 1981 Brisbane Grammar School
 1982 Brisbane Grammar School
 1983 Brisbane Grammar School
 1984 Brisbane Grammar School
 1985 Brisbane Grammar School
 1986 Brisbane Grammar School
 1987 Brisbane Grammar School
 1988 Anglican Church Grammar School
 1989 Anglican Church Grammar School
 1990 Anglican Church Grammar School
 (The Jim Young Cup)
 1991 Anglican Church Grammar School
 1992 Brisbane Grammar School
 1993 Toowoomba Grammar School
 1994 Toowoomba Grammar School & Gregory Terrace (tie)
 1995 Gregory Terrace
 1996 Nudgee College
 1997 Anglican Church Grammar School
 1998 Brisbane Boys' College
 1999 Brisbane Boys' College
 2000 Brisbane Boys' College
 2001 Brisbane Boys' College

2002 Anglican Church Grammar School
 2003 Anglican Church Grammar School
 2004 Brisbane Grammar School
 & Brisbane Boys' College (tie)
 2005 Brisbane Grammar School
 2006 Brisbane Grammar School
 2007 Brisbane Boys' College
 2008 The Southport School
 2009 The Southport School
 2010 The Southport School
 2011 Brisbane Grammar School
 2012 Brisbane Grammar School
 2013 Brisbane Grammar School
 2014 Brisbane Grammar School
 2015 Brisbane Grammar School

Rowing

(The O'Connor Cup)

1918 The Southport School
 1919 Brisbane Boys' College
 1920 The Southport School
 1921 The Southport School
 1922 Church of England Grammar School
 1923 The Southport School
 1924 Brisbane Boys' College
 1925 Brisbane State High School
 1926 Church of England Grammar School
 1927 Brisbane State High School
 1928 Brisbane Grammar School
 & Brisbane State High School (tie)
 1929 Brisbane Grammar School
 1930 The Southport School
 1931 The Southport School
 1932 Brisbane State High School
 1933 The Southport School
 1934 Brisbane Grammar School
 1936 Church of England Grammar School
 1937 Brisbane Boys' College
 1938 Brisbane Boys' College
 1939 Church of England Grammar School
 1940 Church of England Grammar School
 1941 Church of England Grammar School
 1942 to 1945 No Competition
 1946 Brisbane Boys' College
 1947 Brisbane Boys' College
 1948 Brisbane State High School
 1949 Brisbane Boys' College
 1950 Brisbane Boys' College
 1951 Brisbane Boys' College
 1952 Brisbane Boys' College
 1953 The Southport School
 1954 The Southport School
 1955 Brisbane Grammar School (First year in eights)
 1956 Brisbane Boys' College
 1957 Brisbane Boys' College
 1958 The Southport School
 1959 The Southport School
 1960 Brisbane Grammar School
 1961 Brisbane Boys' College
 1962 Brisbane Boys' College
 1963 Church of England Grammar School
 1964 Brisbane Grammar School
 1965 Brisbane Boys' College
 & Brisbane Grammar School (tie)
 1966 Brisbane Boys' College
 1967 Brisbane Grammar School
 1968 Brisbane Boys' College
 1969 Church of England Grammar School
 1970 The Southport School
 1971 Church of England Grammar School
 1972 Brisbane Boys' College
 1973 Church of England Grammar School
 1974 Brisbane Boys' College
 1975 Church of England Grammar School
 1976 Brisbane Grammar School
 1977 Brisbane Grammar School
 1978 The Southport School
 1979 Brisbane Grammar School
 1980 Brisbane Grammar School
 1981 Brisbane Grammar School
 1982 Gregory Terrace
 1983 No Race
 1984 Brisbane Grammar School
 1985 The Southport School
 1986 The Southport School
 1987 The Southport School

1988 Brisbane Grammar School
 1989 The Southport School
 1990 Brisbane Boys' College
 1991 The Southport School
 1992 Brisbane Boys' College
 1993 Brisbane Boys' College
 1994 Gregory Terrace
 1995 Brisbane Grammar School
 1996 Gregory Terrace
 1997 Brisbane Grammar School
 1998 Anglican Church Grammar School
 1999 Brisbane Grammar School
 2000 The Southport School
 2001 Brisbane Grammar School
 2002 Brisbane Boys' College
 2003 Nudgee College
 2004 Anglican Church Grammar School
 2005 Anglican Church Grammar School
 2006 The Southport School
 2007 Brisbane Grammar School
 2008 Gregory Terrace
 2009 Nudgee College
 2010 Anglican Church Grammar School
 2011 Nudgee College
 2012 Anglican Church Grammar School
 2013 Nudgee College
 2014 Nudgee College
 2015 Nudgee College

Rowing

(The Old Boys' Cup)

1988 The Southport School
 1989 The Southport School
 1990 Anglican Church Grammar School
 1991 Anglican Church Grammar School
 1992 Brisbane Boys' College
 1993 Brisbane Boys' College
 1994 Brisbane Grammar School
 1995 Brisbane Grammar School
 1996 Brisbane Grammar School
 1997 Gregory Terrace
 1998 Brisbane Grammar School
 1999 Anglican Church Grammar School
 2000 The Southport School
 2001 Brisbane Boys' College
 2002 Brisbane Boys' College
 2003 Brisbane Boys' College
 2004 Anglican Church Grammar School
 2005 Anglican Church Grammar School
 2006 Anglican Church Grammar School
 2007 Gregory Terrace
 2008 Gregory Terrace
 2009 Gregory Terrace
 2010 Not awarded as all races were not conducted due to weather
 2011 Nudgee College
 2012 Nudgee College & The Southport School (tie)
 2013 The Southport School
 2014 Nudgee College
 2015 Nudgee College

Rugby

1918 Ipswich Grammar School
 1919 Ipswich Grammar School
 1920 Nudgee College
 1921 Nudgee College
 1922 The Southport School
 1923 Nudgee College
 1924 Nudgee College & Toowoomba Grammar School (tie)
 1925 Nudgee College
 1926 The Southport School
 1927 Gregory Terrace
 1928 Nudgee College
 1929 Gregory Terrace
 1930 Toowoomba Grammar School
 1931 Nudgee College
 1932 Nudgee College & Toowoomba Grammar School (tie)
 1933 The Southport School
 1934 Ipswich Grammar School
 1935 Nudgee College
 1936 Nudgee College
 1937 Nudgee College
 1938 The Southport School
 1939 Church of England Grammar School
 1940 Nudgee College
 1941 Nudgee College

HISTORY OF GPS PREMIERS

Rugby continued

1942 to 1945	No Competitions
1946	Nudgee College
1947	Brisbane State High School
1948	Toowoomba Grammar School
1949	Church of England Grammar School
1950	Nudgee College & Church of England Grammar School (tie)
1951	Church of England Grammar School
1952	Nudgee College
1953	Nudgee College
1954	Toowoomba Grammar School, Nudgee College, Brisbane Boys' College, Church of England Grammar School (tie)
1955	Church of England Grammar School
1956	Brisbane Grammar School, Toowoomba Grammar School, Gregory Terrace (tie)
1957	Church of England Grammar School
1958	Brisbane Grammar School
1959	Church of England Grammar School
1960	Nudgee College
1961	Nudgee College
1962	Church of England Grammar School
1963	Church of England Grammar School
1964	Brisbane State High School
1965	Nudgee College
1966	Nudgee College
1967	Church of England Grammar School
1968	Nudgee College
1969	Brisbane State High School
1970	Nudgee College
1971	Nudgee College
1972	Brisbane Grammar School
1973	Brisbane Grammar School & Brisbane State High School (tie)
1974	Brisbane State High School & Church of England Grammar School (tie)
1975	Brisbane State High School
1976	Brisbane State High School & Brisbane Grammar School (tie)
1977	Gregory Terrace
1978	Gregory Terrace
1979	Gregory Terrace & Brisbane Grammar School (tie)
1980	Gregory Terrace
1981	Gregory Terrace
1982	Church of England Grammar School
1983	Brisbane State High School
1984	Brisbane State High School & Ipswich Grammar School (tie)
1985	Ipswich Grammar School
1986	Nudgee College
1987	Nudgee College
1988	Ipswich Grammar School
1989	Ipswich Grammar School
1990	Nudgee College
1991	Nudgee College
1992	Brisbane Grammar School & Brisbane State High School (tie)
1993	Ipswich Grammar School, Brisbane State High School, Nudgee College (tie)
1994	Nudgee College
1995	Nudgee College
1996	Gregory Terrace
1997	Nudgee College
1998	Nudgee College
1999	Anglican Church Grammar School
2000	Nudgee College
2001	The Southport School
2002	Nudgee College
2003	Anglican Church Grammar School & The Southport School (tie)
2004	Gregory Terrace
2005	Anglican Church Grammar School & Brisbane State High School (tie)
2006	The Southport School
2007	The Southport School
2008	Nudgee College
2009	Brisbane State High School
2010	Brisbane State High School / Nudgee College & The Southport School (tie)
2011	Nudgee College
2012	Brisbane Grammar School
2013	Nudgee College
2014	Anglican Church Grammar School
2015	Anglican Church Grammar School

Sailing

2000	Brisbane Grammar School
2001	Anglican Church Grammar School
2002	The Southport School
2003	The Southport School
2004	Anglican Church Grammar School
2005	Brisbane Grammar School
2006	Brisbane Grammar School
2007	Brisbane Boys' College
2008	Brisbane Boys' College
2009	Anglican Church Grammar School
2010	Anglican Church Grammar School
2011	Brisbane Boys' College
2012	<i>Not awarded as all races were not conducted due to weather</i>
2013	Brisbane Grammar School
2014	The Southport School
2015	The Southport School

Swimming

1918	Gregory Terrace
1919	Gregory Terrace
1920	Brisbane Grammar School
1921	Gregory Terrace
1922	The Southport School
1923	Nudgee College
1924	Brisbane Grammar School
1925	Brisbane Grammar School
1926	Brisbane Grammar School
1927	Brisbane Grammar School
1928	Brisbane Grammar School
1929	Brisbane Grammar School
1930	Church of England Grammar School
1931	Brisbane Grammar School
1932	No Competition
1933	Brisbane State High School
1934	Brisbane Grammar School
1935	Toowoomba Grammar School
1936	Brisbane Grammar School
1937	Church of England Grammar School
1938	No Competition
1939	Church of England Grammar School
1940	Church of England Grammar School
1941	Church of England Grammar School
1942	No Competition
1943	Church of England Grammar School
1944	Church of England Grammar School
1945	Church of England Grammar School
1946	Church of England Grammar School
1947	Church of England Grammar School
1948	Church of England Grammar School
1949	Church of England Grammar School
1950	Church of England Grammar School
1951	No Competition
1952	Gregory Terrace
1953	Gregory Terrace
1954	Nudgee College & Gregory Terrace (tie)
1955	Gregory Terrace
1956	Church of England Grammar School
1957	Gregory Terrace
1958	Gregory Terrace
1959	Gregory Terrace
1960	Church of England Grammar School
1961	Church of England Grammar School
1962	Church of England Grammar School
1963	Church of England Grammar School
1964	Church of England Grammar School
1965	Church of England Grammar School
1966 to 1967	No Competition
1968	Brisbane State High School
1969	Brisbane State High School
1970	Gregory Terrace
1971	Brisbane Grammar School
1972	Brisbane Grammar School
1973	Brisbane Grammar School
1974	Brisbane Grammar School
1975	Brisbane Grammar School
1976	Brisbane Grammar School
1977	Brisbane Grammar School
1978	Brisbane State High School
1979	Brisbane State High School
1980	Brisbane State High School
1981	Brisbane State High School
1982	Brisbane State High School
1983	Brisbane State High School
1984	Brisbane State High School

1985	Brisbane State High School
1986	Brisbane State High School
1987	Gregory Terrace
1988	Gregory Terrace
1989	Gregory Terrace
1990	Gregory Terrace
1991	Gregory Terrace
1992	Nudgee College
1993	Nudgee College
1994	Nudgee College
1995	Nudgee College
1996	Nudgee College
1997	Nudgee College
1998	Nudgee College
1999	Nudgee College
2000	Nudgee College
2001	Nudgee College
2002	Nudgee College
2003	Nudgee College
2004	The Southport School
2005	The Southport School
2006	Nudgee College
2007	The Southport School
2008	The Southport School
2009	Nudgee College
2010	Nudgee College
2011	Nudgee College
2012	Nudgee College
2013	The Southport School
2014	(Y5-7) Anglican Church Grammar School
2014	(Y8-12) Anglican Church Grammar School
2015	(10Yrs & U -12Yrs & U) Anglican Church Grammar School
2015	(13 Yrs & U – Open) The Southport School

Tennis

(The J. N. Radcliffe Trophy)	
1918	Brisbane Grammar School
1919	Brisbane Grammar School
1920	Brisbane Grammar School
1921	Brisbane Grammar School, Ipswich Grammar School & The Southport School (tie)
1922	Brisbane Grammar School
1923	Brisbane Grammar School
1924	The Southport School
1925	Brisbane Grammar School
1926	The Southport School
1927	Toowoomba Grammar School
1928	Brisbane Grammar School
1929	Ipswich Grammar School
1930	The Southport School
1931	Brisbane Grammar School
1932	Toowoomba Grammar School
1933	Brisbane Grammar School
1934	Brisbane Boys' College, Brisbane Grammar School & The Southport School (tie)
1935	Nudgee College
1936	Nudgee College
1937	Toowoomba Grammar School
1938	Toowoomba Grammar School
1939	Toowoomba Grammar School
1940	Toowoomba Grammar School
1941	Church of England Grammar School & Ipswich Grammar School (tie)
1942 to 1945 No Competitions	
1946	Toowoomba Grammar School
1947	Toowoomba Grammar School
1948	Church of England Grammar School & Toowoomba Grammar School (tie)
1949	Toowoomba Grammar School
1950	Brisbane Grammar School
1951	Brisbane Grammar School
1952	Toowoomba Grammar School
1953	Brisbane Grammar School
1954	Brisbane State High School
1955	Gregory Terrace
1956	The Southport School
1957	Church of England Grammar School & Toowoomba Grammar School (tie)
1958	Church of England Grammar School
1959	Brisbane State High School
1960	Church of England Grammar School
1961	Church of England Grammar School
1962	Church of England Grammar School
1963	Brisbane Grammar School
1964	Brisbane Grammar School
1965	Brisbane Grammar School

HISTORY OF GPS PREMIERS

Tennis continued

1966	Brisbane Grammar School
1967	Brisbane Grammar School
1968	Brisbane Grammar School
1969	Brisbane Grammar School
1970	Brisbane Grammar School
1971	Brisbane Grammar School
1972	Brisbane Grammar School & Brisbane State High School (tie)
1973	Brisbane State High School
1974	Brisbane Grammar School
1975	Brisbane Grammar School
1976	Brisbane Grammar School
1977	Brisbane Grammar School
1978	Brisbane Grammar School
1979	Brisbane Grammar School
1980	Brisbane Grammar School
1981	Brisbane Grammar School
1982	Brisbane Grammar School
1983	Brisbane Boys' College
1984	Brisbane State High School
1985	Brisbane Grammar School
1986	Brisbane Grammar School
1987	Brisbane Boys' College
1988	Nudgee College
1989	Nudgee College
1990	Nudgee College
1991	Brisbane Grammar School
1992	Gregory Terrace
1993	Nudgee College
1994	Nudgee College
1995	Gregory Terrace
1996	Anglican Church Grammar School
1997	Anglican Church Grammar School
1998	Gregory Terrace
1999	Gregory Terrace
2000	The Southport School
2001	The Southport School
2002	Ipswich Grammar School & Gregory Terrace (tie)
2003	Brisbane Grammar School, Gregory Terrace, Nudgee College (tie)
2004	Anglican Church Grammar School
2005	Anglican Church Grammar School
2006	Brisbane Boys' College
2007	Brisbane Boys' College
2008	Brisbane Boys' College
2009	Brisbane Grammar School & Ipswich Grammar School (tie)
2010	Ipswich Grammar School
2011	Brisbane Boys' College, Brisbane Grammar School, Nudgee College (tie)
2012	Brisbane Grammar School
2013	Brisbane Boys' College, Brisbane Grammar School, Nudgee College (tie)
2014	Brisbane Boys' College
2015	Brisbane Boys' College

Track and Field

(The Sir John Goodwin Cup)

1918	The Southport School
1919	The Southport School & Nudgee College (tie)
1920	Nudgee College
1921	Nudgee College
1922	The Southport School
1923	Church of England Grammar School
1924	Brisbane Grammar School
1925	Brisbane Boys' College
1926	Brisbane Grammar School
1927	Gregory Terrace
1928	Brisbane Grammar School
1929	The Southport School & Church of England Grammar School (tie)
1930	Gregory Terrace
1931	Nudgee College
1932	Brisbane Grammar School
1933	The Southport School
1934	Gregory Terrace
1935	Brisbane Grammar School & Church of England Grammar School (tie)
1936	Brisbane Grammar School
1937	Brisbane Grammar School
1938	Brisbane Grammar School

1939	Brisbane Boys' College
1940	Nudgee College
1941	Brisbane Grammar School
1942	Brisbane Boys' College
1943	Church of England Grammar School
1944	Church of England Grammar School
1945	Toowoomba Grammar School
1946	Brisbane State High School
1947	Brisbane State High School
1948	Brisbane Grammar School
1949	Church of England Grammar School
1950	Gregory Terrace
1951	Gregory Terrace
1952	Church of England Grammar School
1953	Church of England Grammar School
1954	Church of England Grammar School
1955	Nudgee College
1956	Church of England Grammar School
1957	Church of England Grammar School
1958	Church of England Grammar School
1959	Church of England Grammar School
1960	Church of England Grammar School
1961	Church of England Grammar School
1962	Church of England Grammar School
1963	Church of England Grammar School
1964	Church of England Grammar School
1965	Church of England Grammar School
1966	Brisbane State High School
1967	Brisbane State High School
1968	Brisbane State High School
1969	Nudgee College
1970	Nudgee College
1971	Toowoomba Grammar School
1972	Toowoomba Grammar School
1973	Church of England Grammar School
1974	Church of England Grammar School
1975	Brisbane State High School
1976	Brisbane State High School
1977	Brisbane State High School
1978	Brisbane State High School
1979	Brisbane State High School
1980	Brisbane State High School
1981	Brisbane State High School
1982	Brisbane State High School
1983	Brisbane State High School
1984	Ipswich Grammar School
1985	Ipswich Grammar School
1986	Ipswich Grammar School
1987	Brisbane State High School
1988	Brisbane Grammar School
1989	Brisbane Grammar School
1990	Ipswich Grammar School
1991	Ipswich Grammar School
1992	Ipswich Grammar School
1993	Nudgee College
1994	Brisbane Grammar School
1995	Brisbane Grammar School
1996	Nudgee College
1997	Nudgee College
1998	Ipswich Grammar School
1999	Ipswich Grammar School
2000	Ipswich Grammar School
2001	Ipswich Grammar School
2002	Ipswich Grammar School
2003	Ipswich Grammar School
2004	Ipswich Grammar School
2005	Ipswich Grammar School
2006	Nudgee College
2007	Ipswich Grammar School
2008	Ipswich Grammar School
2009	Ipswich Grammar School
2010	Nudgee College
2011	Ipswich Grammar School
2012	Ipswich Grammar School
2013	Nudgee College
2014	(Y5-7) Anglican Church Grammar School
2014	(Y8-12) Nudgee College
2015	(Y5-7) Nudgee College
2015	(Y7-12) Nudgee College

Volleyball

1994	Brisbane Boys' College
1995	Brisbane Boys' College
1996	Brisbane Boys' College & Gregory Terrace (tie)
1997	Gregory Terrace
1998	Anglican Church Grammar School
1999	Brisbane Boys' College
2000	Brisbane Grammar School & Gregory Terrace (tie)
2001	Brisbane Boys' College
2002	Ipswich Grammar School & Nudgee College (tie)
2003	Brisbane Grammar School
2004	Brisbane Grammar School
2005	Brisbane Grammar School
2006	Brisbane Grammar School (The Peter Donaldson Memorial Trophy)
2007	Brisbane Grammar School
2008	Brisbane Grammar School
2009	Brisbane Grammar School
2010	Brisbane Grammar School & Gregory Terrace (tie)
2011	Brisbane Grammar School
2012	Brisbane Grammar School
2013	Brisbane Grammar School
2014	Gregory Terrace
2015	Brisbane Grammar School & Gregory Terrace (tie)

Bauman Cup

(This Cup was awarded to the Top School over all GPS Competition at first level and Championship events.

The GPS sports used to calculate the Bauman Cup were as follows: Premierships: Cricket 1st XI, 1st VIII (Rowing was not a championship sport) 1st XV Rugby & 1st IV Tennis; Championships: Swimming, Track & Field & Gymnastics (Cross Country was not a GPS Sport).

1953	Church of England Grammar School
1954	Church of England Grammar School
1955	Church of England Grammar School
1956	Church of England Grammar School
1957	Church of England Grammar School
1958	Church of England Grammar School
1959	Church of England Grammar School
1960	Church of England Grammar School
1961	Church of England Grammar School
1962	Church of England Grammar School
1963	Church of England Grammar School
1964	Church of England Grammar School
1965	Church of England Grammar School
1966	Brisbane State High School
1967	Church of England Grammar School
1968	Church of England Grammar School
1969	Brisbane Grammar School
1970	Church of England Grammar School
1971	Brisbane Grammar School
1972	Brisbane Grammar School
1973	Brisbane Grammar School
1974	Brisbane Grammar School
1975	Brisbane Grammar School
1976	Brisbane Grammar School
1977	Discontinued

*CEGS – Church of England Grammar School now known as Anglican Church Grammar School

FIRE & EVACUATION PROCEDURES



BRI/ BANE AQUATIC CENTRE

FIRE WARNING SYSTEM

Installed in the building is an Automatic Fire Alarm System with Heat Detectors, Smoke Detectors & Manual Call Points located throughout the building. Activation of any of the above devices **WILL** automatically call the Fire Brigade.

A fire alarm will cause the emergency warning system to produce a sound called the Alert tone **Barp Barp**



Should an evacuation of the building be ordered the sound you will hear is **Whoop Whoop**

**To call Fire Brigade
Dial 000 or mobile 112**

SAFETY MEASURES

- ⇒ Sound the fire alarm on discovery of a fire by breaking the glass on the nearest manual call point
- ⇒ Always react to a fire alarm and assist others.
- ⇒ Familiarise yourself with the locations of fire extinguishers and the Manual Call Points in your work area
- ⇒ Exit passageways and access to extinguishers and Manual Call Points must remain clear at all times
- ⇒ Tasks which may result in a fire should be avoided. **TURN OFF** electrical appliances when not in use.
- ⇒ Your role during a fire alarm is firstly preserve life safety then attempt to extinguish the fire (only if safe to do so)

FIGHTING OF FIRES SHOULD, FOR SAFETY REASONS BE UNDERTAKEN IF TWO PERSONS ARE PRESENT, THE CORRECT FIRE EXTINGUISHER IS AVAILABLE AND IT IS SAFE TO PERFORM THIS TASK.



Mobility impaired persons should exit immediately on a fire alarm, assisted by a nominated person at the time.

FIRE FIGHTING EQUIPMENT

Installed in the building.

Fire Hose Reels



Carbon Dioxide Extinguishers
(Colour Red with Black Band)

Dry Chemical Powder Extinguishers
(Colour Red with White band)

Vaporizing Liquid Extinguisher
(Colour Red with Yellow Band)

Check the extinguisher label for instructions.

UNDER NO CIRCUMSTANCES SHOULD FIRE HOSE REELS BE USED ON OR NEAR LIVE ELECTRICAL APPLIANCES OR POWER OUTLETS.

FIRE ALARM PROCEDURES

At all times, when a fire alarm sounds or hearing the Alert tone **Barp Barp**, you are to prepare to evacuate.

- ☑ Warn Public, make safe equipment, store valuables collect personal belongings from the immediate area
- ☑ Move to an exit point from your area and await instructions from the Fire Warden.

EVACUATE THE BUILDING IF YOUR SAFETY IS AT RISK, SMOKE IS PRESENT (OBVIOUS OR SMELT) OR IF INSTRUCTED BY THE FIRE WARDEN

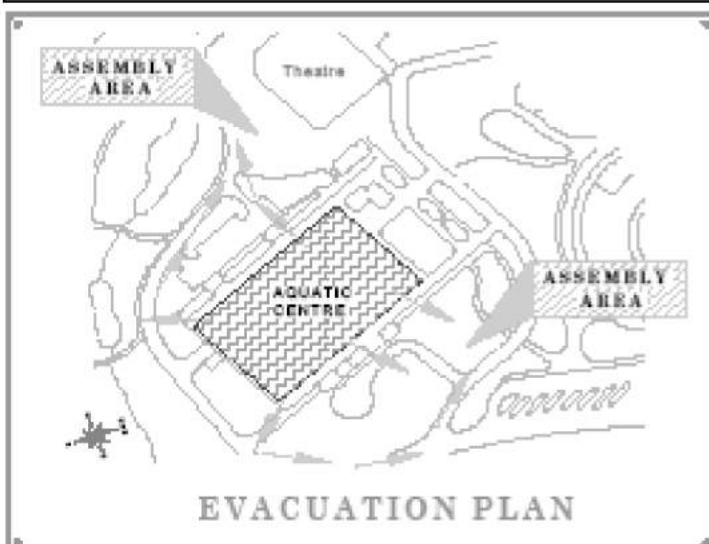
When the order to evacuate is given or when hearing the Evacuation tone **Whoop Whoop** you are to:

- ☑ Exit the building by the nominated exit points and move directly to the Assembly Area. Fire Wardens will take control and provide any further directions.

APPLY CAUTION IN CROSSING ROADS

IF A FIRE ALARM SOUNDS AFTER ADMINISTRATION WORKING HOURS, OCCUPANTS ARE URGED TO EVACUATE IMMEDIATELY

DO NOT RE-ENTER THE BUILDING UNTIL THE FIRE BRIGADE ADVISE IT IS SAFE TO DO SO.



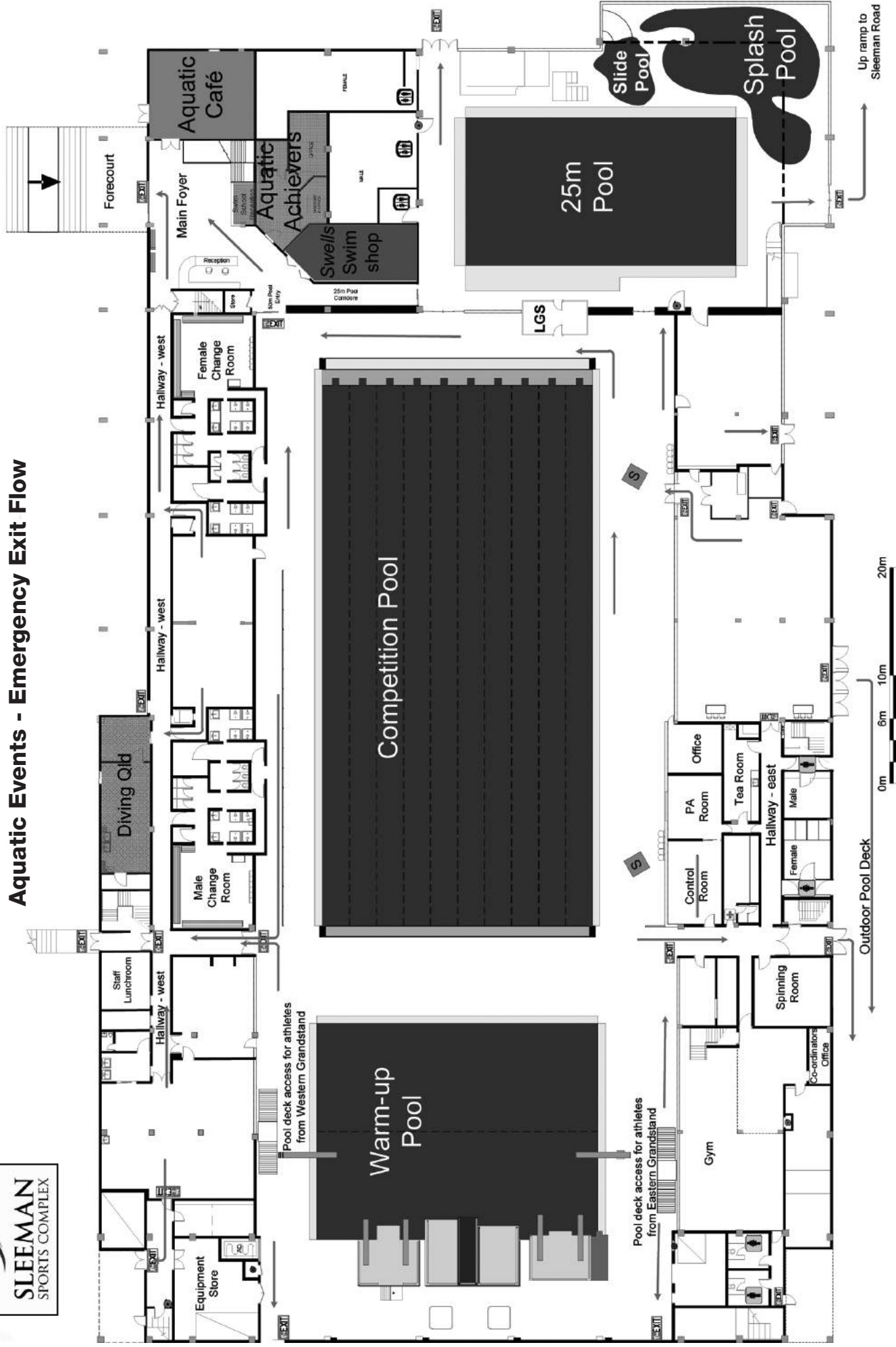
FIRE EXTINGUISHER OPERATION:

- ⇒ Stand well back from fire (two to four paces)
- ⇒ Always face the fire with your back to a clear doorway
- ⇒ Pull pin on fire extinguisher
- ⇒ Squeeze lever
- ⇒ Direct at fire operating with a slow side to side motion
- ⇒ Slowly move closer towards the fire as it diminishes. (remain at least one pace away)

Brisbane Aquatic Centre - Level 2



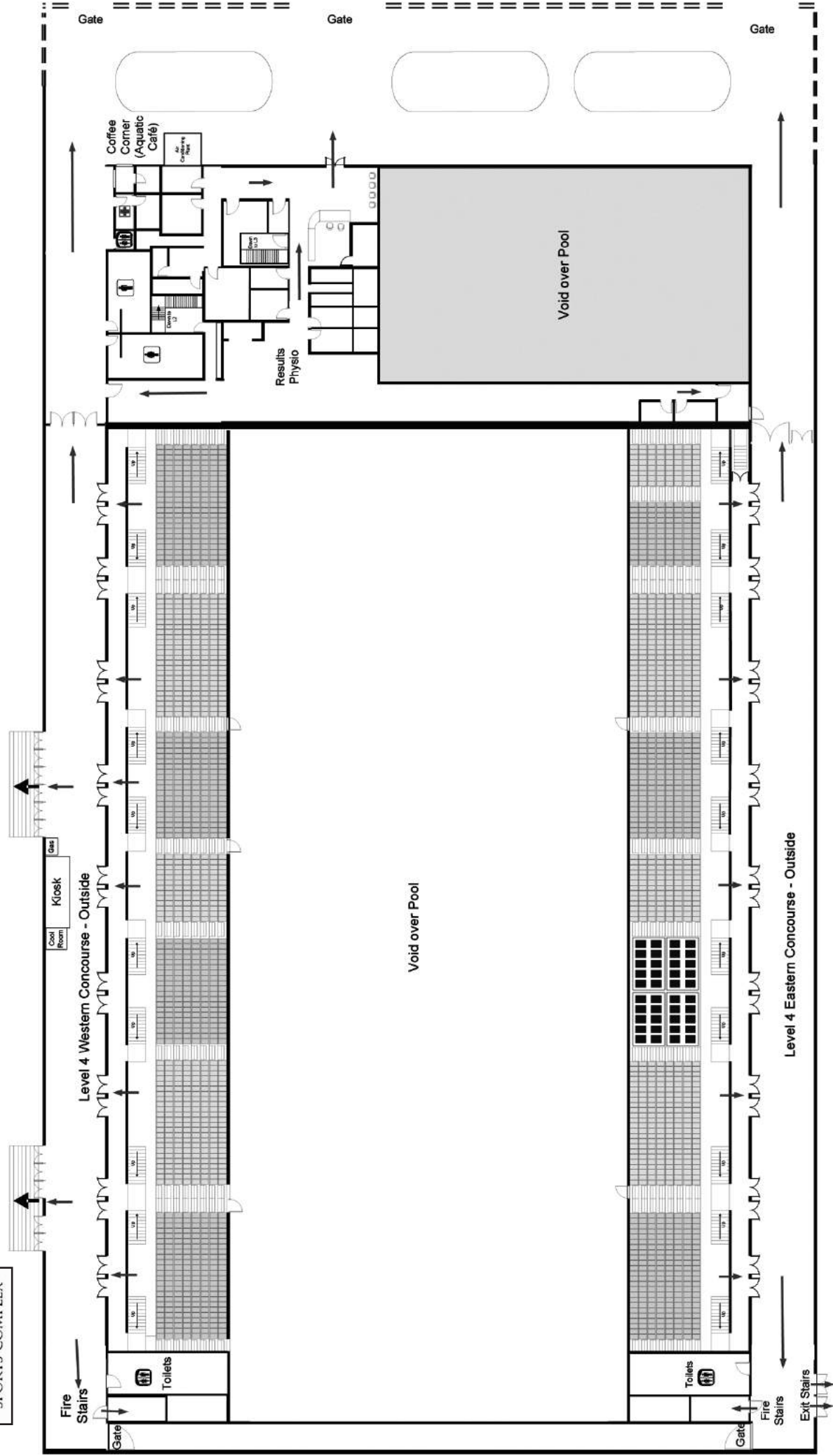
Aquatic Events - Emergency Exit Flow



Brisbane Aquatic Centre - Level 4

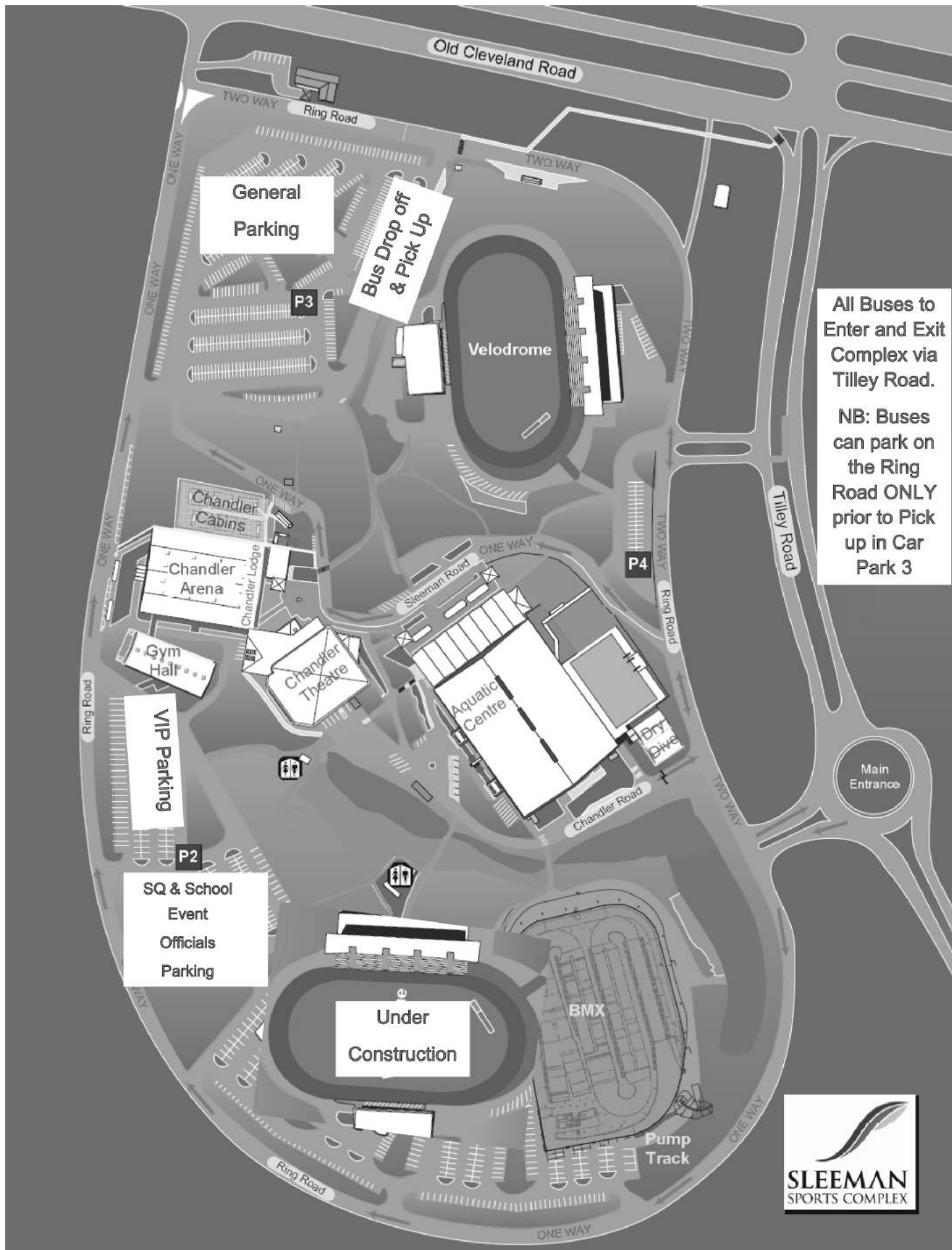


Aquatic Events - Emergency Exit Flow



GPS Swimming Championships - Parking Plan

SLEEMAN SPORTS COMPLEX Pre and Event



ACKNOWLEDGEMENTS

HEADMASTERS MANAGEMENT COMMITTEE 2016

Chairman: Mr. G. WAIN (The Southport School)
Deputy Chairman: Dr. A. CAMPBELL (Anglican Church Grammar School)
Treasurer: Mr. W. HAYNES (Brisbane State High School)
Mr. G. Mc DONALD (Brisbane Boys' College)
Mr. A. MICALLEF (Brisbane Grammar School)
Dr. M. CARROLL (Gregory Terrace)
Mr. R. MORRISON (Ipswich Grammar School)
Mr. P. FULLAGAR (Nudgee College)
Mr. P. HAUSER (Toowoomba Grammar School)

Executive Officer: Ms N. L'Efevre

SPORT & ACTIVITIES COMMITTEE

Chairman: Mr. B. HAIN (The Southport School)
Mr. S. TASKER (Anglican Church Grammar School)
Mr. M. DWYER (Brisbane Boys' College)
Mr. R. COCHRANE (Brisbane Grammar School)
Mr. G. NOON (Brisbane State High School)
Mr. D. WRIGHT (Gregory Terrace)
Mr. N. GREIVE (Ipswich Grammar School)
Mr. G. THORNE (Nudgee College)
Mr. D. BELL (Toowoomba Grammar School)

GPS SWIMMING SUB-COMMITTEE

Chairman: Mr. G. NOON (Brisbane State High School)
Mr. M. LORRIMER / Mr. P. HOYT (Anglican Church Grammar School)
Mr. B. SHIELDS (Brisbane Boys' College)
Mr. D. LUSH/ Mr. M. LOGAN (Brisbane Grammar School)
Mr. A. PETERMAN (Brisbane State High School)
Mr. M. MacDERMOTT (Gregory Terrace)
Ms. J. CHANDLER/ Mr. G. FASALA (Ipswich Grammar School)
Mr. J. KROGH (Nudgee College)
Mr. R. Mc LEAN/ Mr. D. ANDERSON (Toowoomba Grammar School)
Mr. L. DU FEU/ Mr. D. PROUD (The Southport School)

SCHOOL CAPTAINS OF SWIMMING 2016

Ayden Tchernegovski (Anglican Church Grammar School)
Dominic Walton (Brisbane Boys' College)
Tom Ryan (Brisbane Grammar School)
Ben Milinkov and Jordan Lello (Brisbane State High School)
Campbell Windsor (Gregory Terrace)
Jasper Ford and Kyle Bilzon (VC) (Ipswich Grammar School)
Brenton Woolf and Joseph Herbert (Nudgee College)
Dylan Stevens (Toowoomba Grammar School)
Scott Goadby and Stan Mackay-Payne (VC) (The Southport School)



The GPS Association acknowledges the support and co-operation of the following organizations in the conduct of this event:

- Officials provided by all GPS schools
- Emergency Medics (EM)
- Brisbane Aquatic Centre at the Sleeman Sports Complex
- Technical Officials from Swimming Queensland

TECHNICAL OFFICIALS FROM SWIMMING QUEENSLAND

Session 1

- Wilf Coombes
- Ted Curtis
- Teresa Goddard
- Jitu King-Meagher
- Susan Weldon
(assisting with MM)

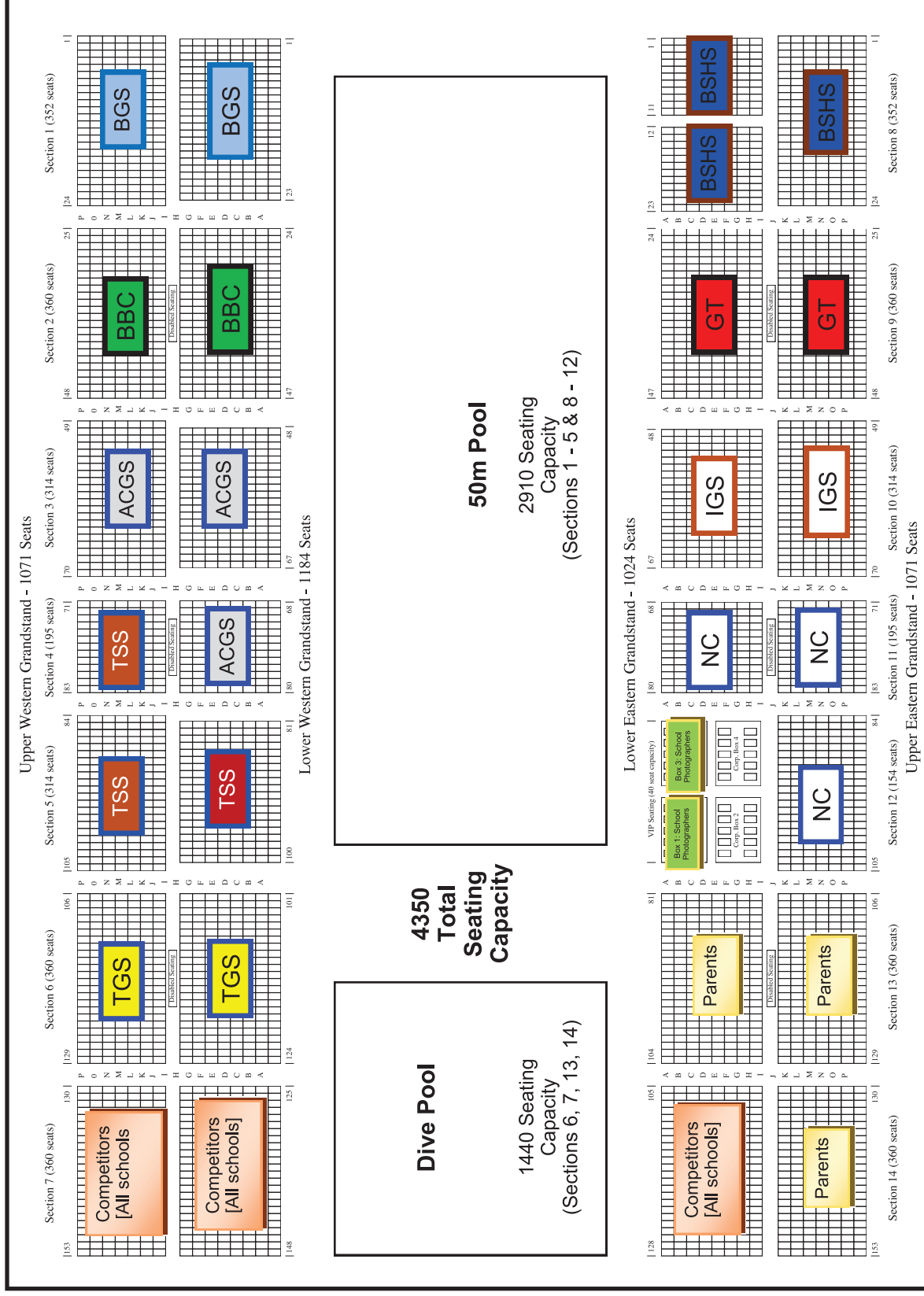
Session 2

- Wilf Coombes
- Lori Chaplin
- Teresa Goddard
- Garry Gibson
- Steve Carsley
- Susan Weldon
(assisting with MM)



Brisbane Aquatic Centre - 2016 GPS Swimming Seating Plan

TGS 360 seats	Toowoomba Grammar School
TSS 405 seats	The Southport School
ACGS 418 seats	Anglican Church Grammar School
BBC 360 seats	Brisbane Boys' College
BGS 352 seats	Brisbane Grammar School



NC 349 seats	Nudgee College
IGS 314 seats	Ipswich Grammar School
GT 360 seats	Gregory Terrace
BSBS 352 seats	Brisbane State High School



**Major Sports
Facilities Authority**
Queensland Government



GREAT VENUES → GOOD TIMES



GPS

The Great Public Schools'
Association of Queensland Incorporated



PO Box 465
Springhill Qld 4004

P: 07 3358 1556
F: 07 3358 2553

www.gpsqld.org.au